

# 17,054 SF

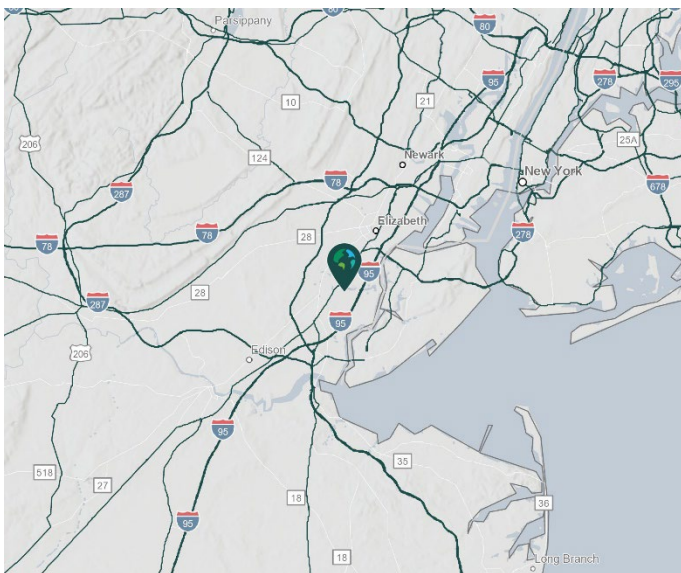
Industrial Space For Lease



## Prologis Ports Carteret | 2323 Randolph Avenue



2323 Randolph Avenue  
Avenel, NJ 07001 USA



### LOCATION

- Located at the crossroads of NJ Turnpike Exit 12, Route 440, Goethals Bridge, Route 1 & 9, Garden State Parkway, and I-278
- ± 15 miles from Newark Liberty International Airport and Port Newark-Elizabeth
- ± 20 miles from New York City via Holland Tunnel and Verrazano-Narrows Bridge

### FACILITY

- 78,432 SF total building size
- 17,054 SF available space
- 1,864 SF office with 1,608 SF mezzanine office
- 22' clear height
- 30' x 32' column spacing
- 3 dock doors
- 150 amps, 3 phase, 208/120v electrical service
- LED motion sensor lighting

### ADVANTAGES AND AMENITIES

- Fast, cost-effective forklift and racking sourcing through Prologis Essentials
- Prologis Clear Lease® – Know your lease expenses and capital costs with greater certainty before you sign

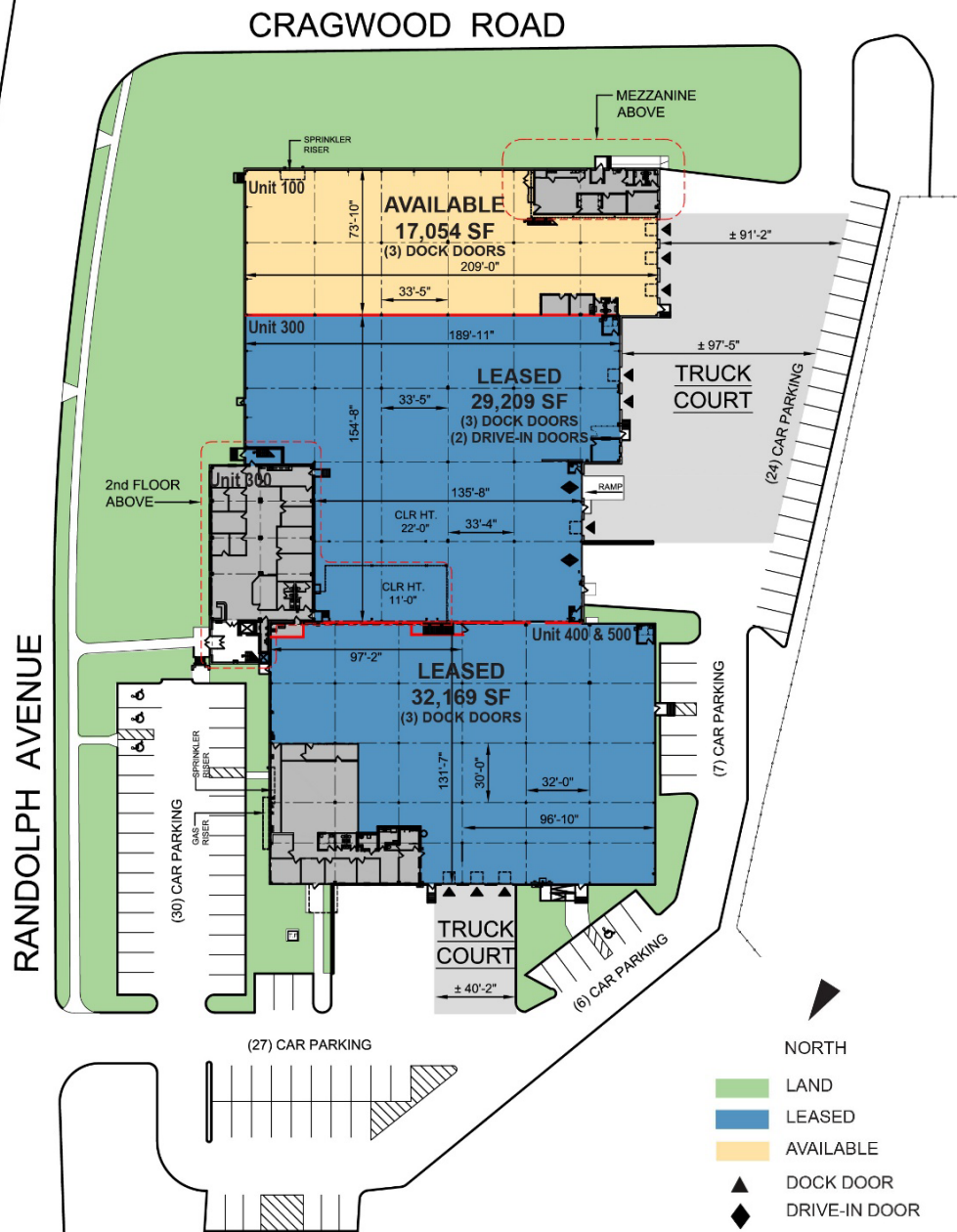
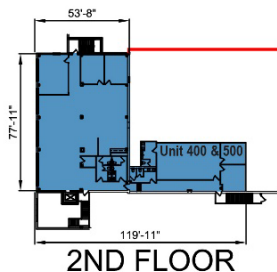
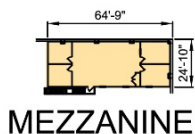
**Your single-source service for efficient move-in and operations: [prologisessentials.com](https://www.prologisessentials.com)**

# 17,054 SF

Industrial Space For Lease



## Prologis Ports Carteret | 2323 Randolph Avenue



**Lee & Associates**

Richard Marchisio  
rick.marchisio@lee-associates.com  
ph +1 973 475 7055  
cell +1 908 930 7306  
611 River Drive  
4th Floor  
Elmwood Park, NJ 07407 USA

**Lee & Associates**

Drew Maffey  
drew.maffey@lee-associates.com  
ph +1 973 406 2493  
cell +1 908 217 9746  
611 River Drive  
4th Floor  
Elmwood Park, NJ 07407 USA

**Lee & Associates**

Will Ziegler  
wziegler@lee-associates.com  
ph +1 201 458 5470  
cell +1 908 210 6476  
611 River Drive  
4th Floor  
Elmwood Park, NJ 07407 USA

**Prologis**

Patrick Lafferty II  
plafferty@prologis.com  
ph +1 856 642 8307  
cell +1 717 940 4280  
302 Fellowship Road  
Suite 125  
Mt Laurel, NJ 08054 USA