

FOR LEASE

COMMERCENTER ANAHEIM

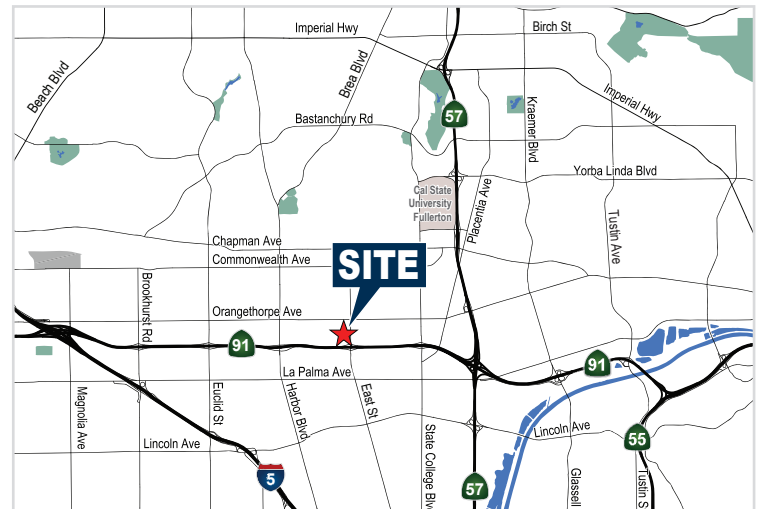
1501 N. Raymond Avenue, Suite N, Anaheim, CA



±1,496 SQUARE FEET INDUSTRIAL UNIT

PROPERTY FEATURES

- High Image Business Park
- ±1,100 SF of Office/Showroom
- ±396 SF of Warehouse
- 2:1,000 Parking Ratio
- 1 Ground Level Loading Door
- 16' Minimum Ceiling Height
- Fully Sprinklered
- Immediate Freeway Access to Riverside **91** and Orange **57** Freeways



MIKE BOOMER

Vice President

714.935.2344

Lic. #01209091

mboomer@voitco.com

MIKE ZEHNER

Senior Associate

714.935.2328

Lic. #01917963

mczehner@voitco.com


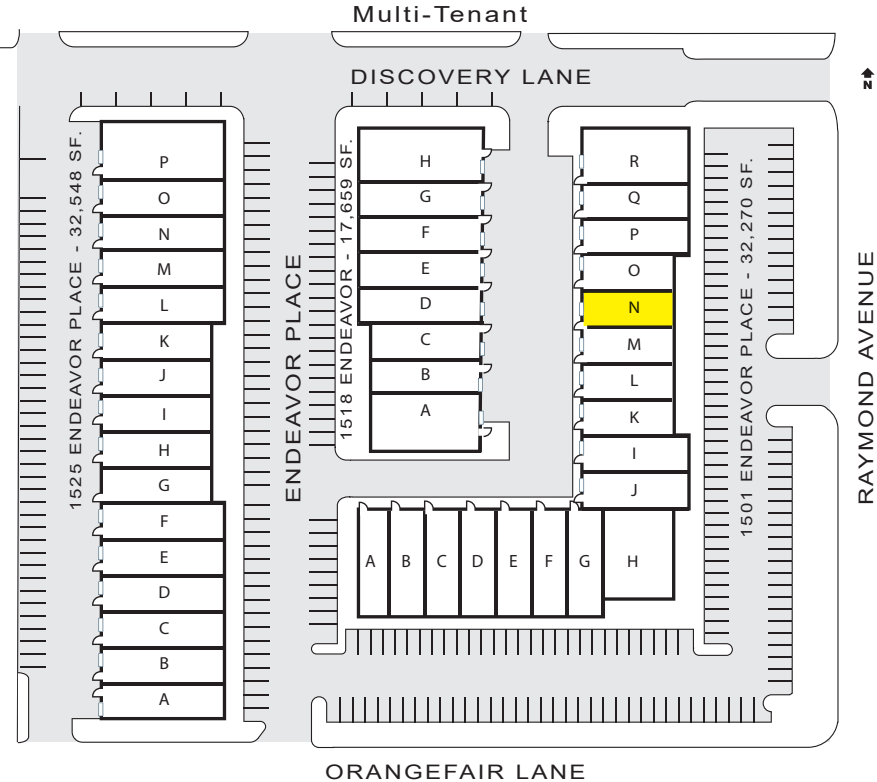
Voit

REAL ESTATE SERVICES

FOR LEASE

COMMERCENTER ANAHEIM

1501 N. Raymond Avenue, Suite N, Anaheim, CA



MIKE BOOMER
 Vice President
 714.935.2344
 Lic. #01209091
 mboomer@voitco.com

MIKE ZEHNER
 Senior Associate
 714.935.2328
 Lic. #01917963
 mczehner@voitco.com

Voit
 REAL ESTATE SERVICES

2400 E. Katella Avenue, Suite 750, Anaheim, CA 92806 • 714.978.7880 • 714.978.9431 Fax

www.VoitCo.com

Licensed as Real Estate Salespersons by the CA Bur of Real Estate. The information contained herein has been obtained from sources we deem reliable. While we have no reason to doubt its accuracy, we do not guarantee it. ©2018 Voit Real Estate Services, Inc. All Rights Reserved. License #01991785.