



For Lease

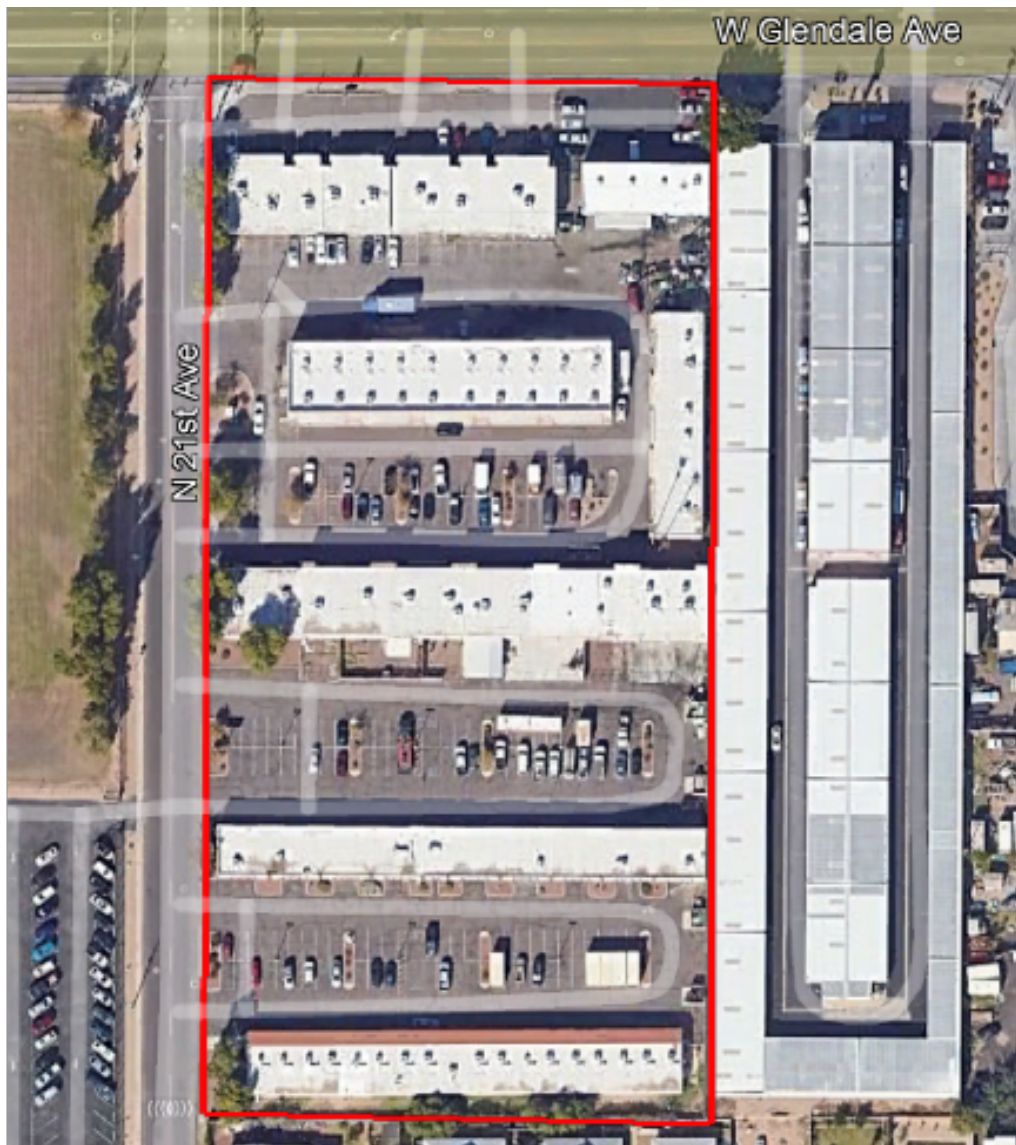
**21ST AVE & GLENDALE
6801 NORTH 21ST AVENUE**

PHOENIX, AZ 85015



JACOB RAY
Vice President of Sales &
(928) 245-3645
jray@mpbrealty.net

MICHAEL BUEKERS
President & Designated Broker
602.280.1010
mbuekers@mpbrealty.net



Available Space Sizes

- 800 SF Retail spaces along Glendale
- 450-500 SF Mixed Use/Office
- 700-1,500 SF Mixed Use/Light industrial

Property Overview

21st Avenue & Glendale is a Mixed Use development consisting of several buildings. Spaces range 800 SF Retail spaces along Glendale Ave, to small Offices from 450-500 SF, and Warehouse/light industrial from 700-1,500 SF.

Please call or email for current Availabilities.

6801 NORTH 21ST AVENUE



1450 E. Indian School Rd, Suite 104
Phoenix, AZ 850014

Vice President of Sales & Leasing
O: (928) 245-3645
C: (928) 245-3645
jray@mpbrealty.net

President & Designated Broker
O: 602.280.1010
mbuekers@mpbrealty.net

6801 NORTH 21ST AVENUE



1450 E. Indian School Rd, Suite 104
Phoenix, AZ 850014

Vice President of Sales & Leasing
O: (928) 245-3645
C: (928) 245-3645
jray@mpbrealty.net

President & Designated Broker
O: 602.280.1010
mbuekers@mpbrealty.net

6801 NORTH 21ST AVENUE

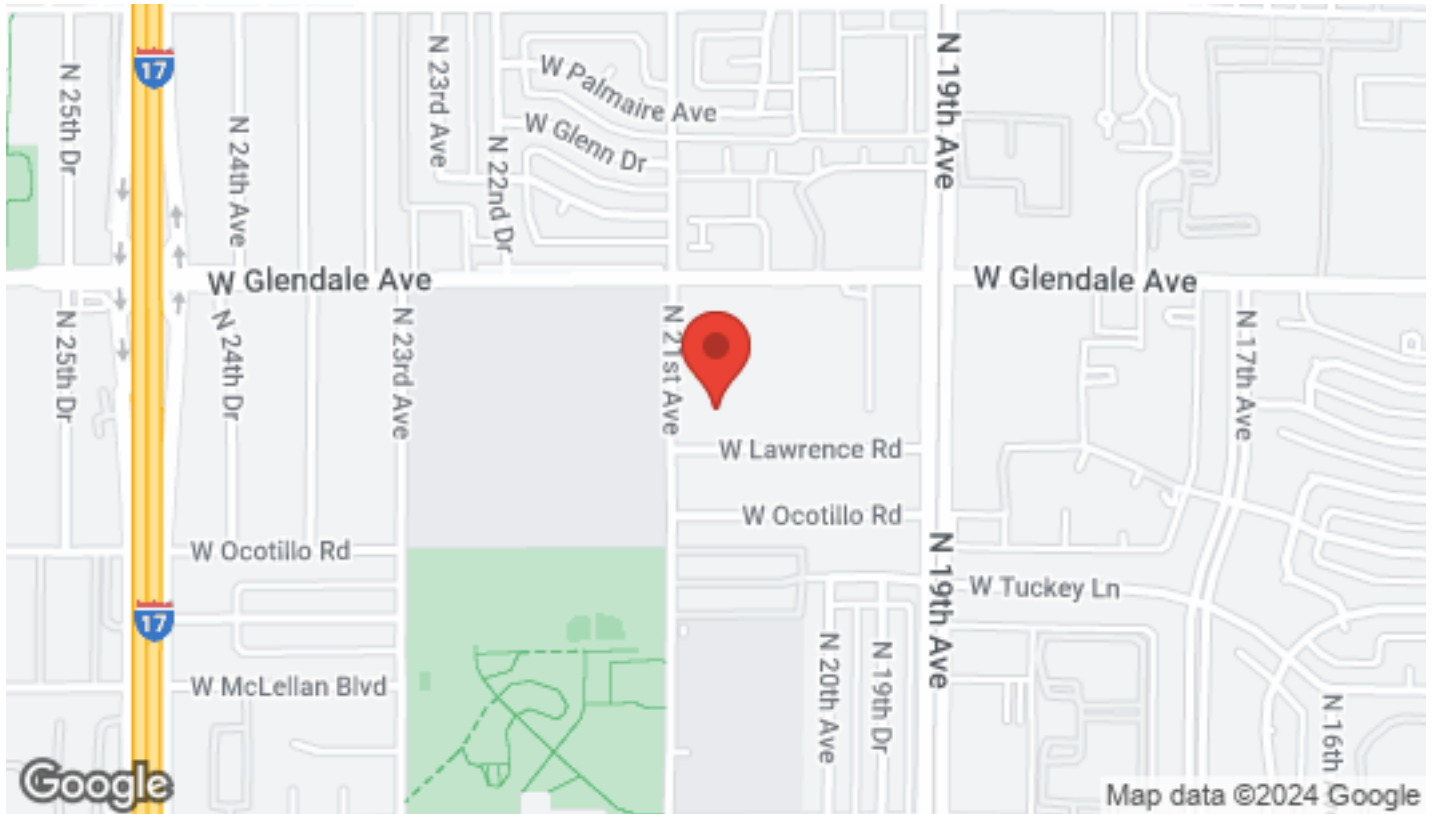


1450 E. Indian School Rd, Suite 104
Phoenix, AZ 850014

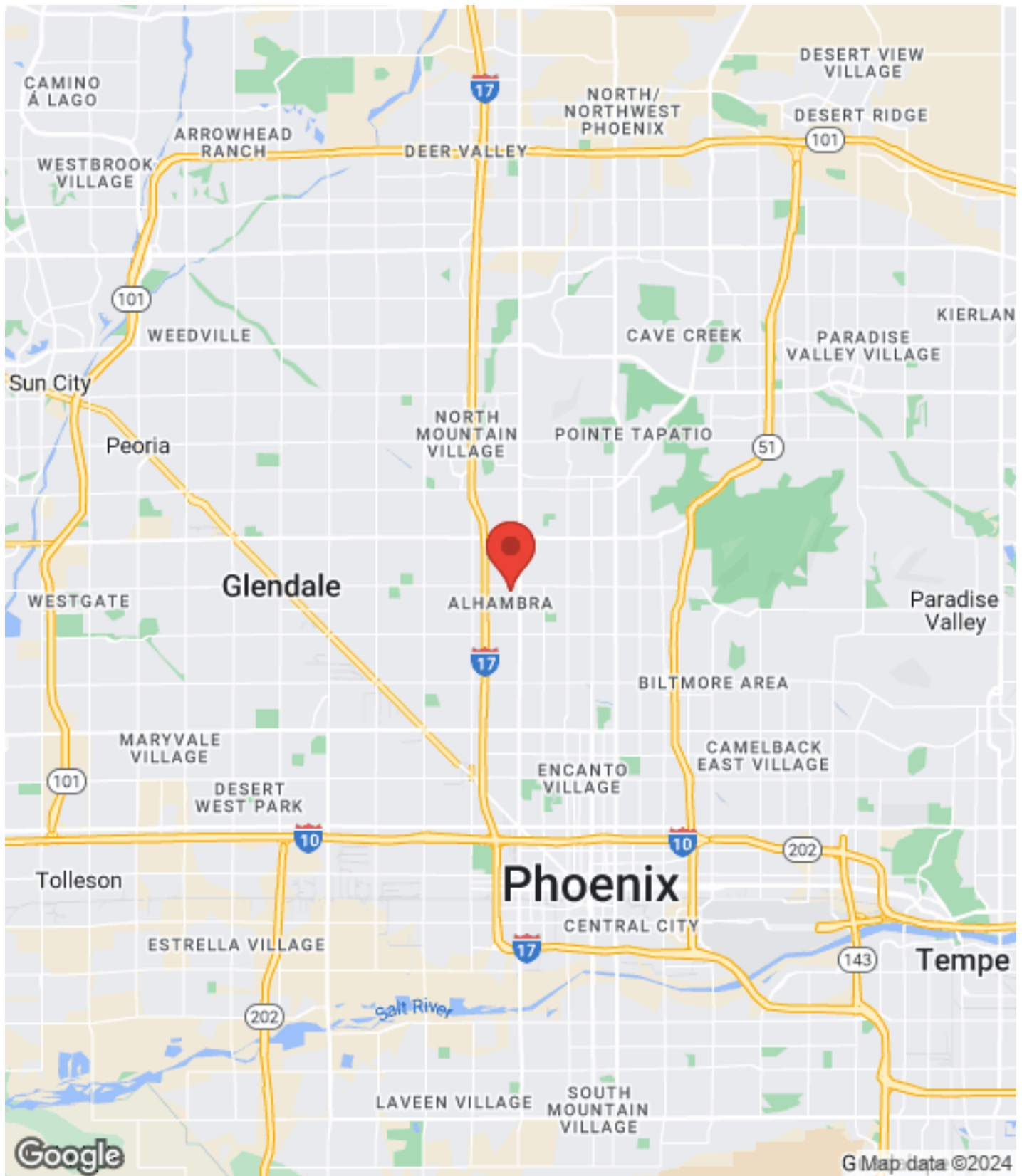
Vice President of Sales & Leasing
O: (928) 245-3645
C: (928) 245-3645
jray@mpbrealty.net

President & Designated Broker
O: 602.280.1010
mbuekers@mpbrealty.net

6801 NORTH 21ST AVENUE



6801 NORTH 21ST AVENUE



1450 E. Indian School Rd, Suite 104
Phoenix, AZ 850014

Vice President of Sales & Leasing
O: (928) 245-3645
C: (928) 245-3645
jray@mpbrealty.net

President & Designated Broker
O: 602.280.1010
mbuekers@mpbrealty.net



6801 NORTH 21ST AVENUE

All materials and information received or derived from MPB Realty Services, Inc its directors, officers, agents, advisors, affiliates and/or any third party sources are provided without representation or warranty as to completeness, veracity, or accuracy, condition of the property, compliance or lack of compliance with applicable governmental requirements, developability or suitability, financial performance of the property, projected financial performance of the property for any party's intended use or any and all other matters.

Neither MPB Realty Services, Inc its directors, officers, agents, advisors, or affiliates makes any representation or warranty, express or implied, as to accuracy or completeness of the materials or information provided, derived, or received. Materials and information from any source, whether written or verbal, that may be furnished for review are not a substitute for a party's active conduct of its own due diligence to determine these and other matters of significance to such party. MPB Realty Services, Inc will not investigate or verify any such matters or conduct due diligence for a party unless otherwise agreed in writing.

EACH PARTY SHALL CONDUCT ITS OWN INDEPENDENT INVESTIGATION AND DUE DILIGENCE.

Any party contemplating or under contract or in escrow for a transaction is urged to verify all information and to conduct their own inspections and investigations including through appropriate third-party independent professionals selected by such party. All financial data should be verified by the party including by obtaining and reading applicable documents and reports and consulting appropriate independent professionals. MPB Realty Services, Inc makes no warranties and/or representations regarding the veracity, completeness, or relevance of any financial data or assumptions. MPB Realty Services, Inc does not serve as a financial advisor to any party regarding any proposed transaction.

All data and assumptions regarding financial performance, including that used for financial modeling purposes, may differ from actual data or performance. Any estimates of market rents and/or projected rents that may be provided to a party do not necessarily mean that rents can be established at or increased to that level. Parties must evaluate any applicable contractual and governmental limitations as well as market conditions, vacancy factors and other issues in order to determine rents from or for the property. Legal questions should be discussed by the party with an attorney. Tax questions should be discussed by the party with a certified public accountant or tax attorney. Title questions should be discussed by the party with a title officer or attorney. Questions regarding the condition of the property and whether the property complies with applicable governmental requirements should be discussed by the party with appropriate engineers, architects, contractors, other consultants, and governmental agencies. All properties and services are marketed by MPB Realty Services, Inc in compliance with all applicable fair housing and equal opportunity laws.

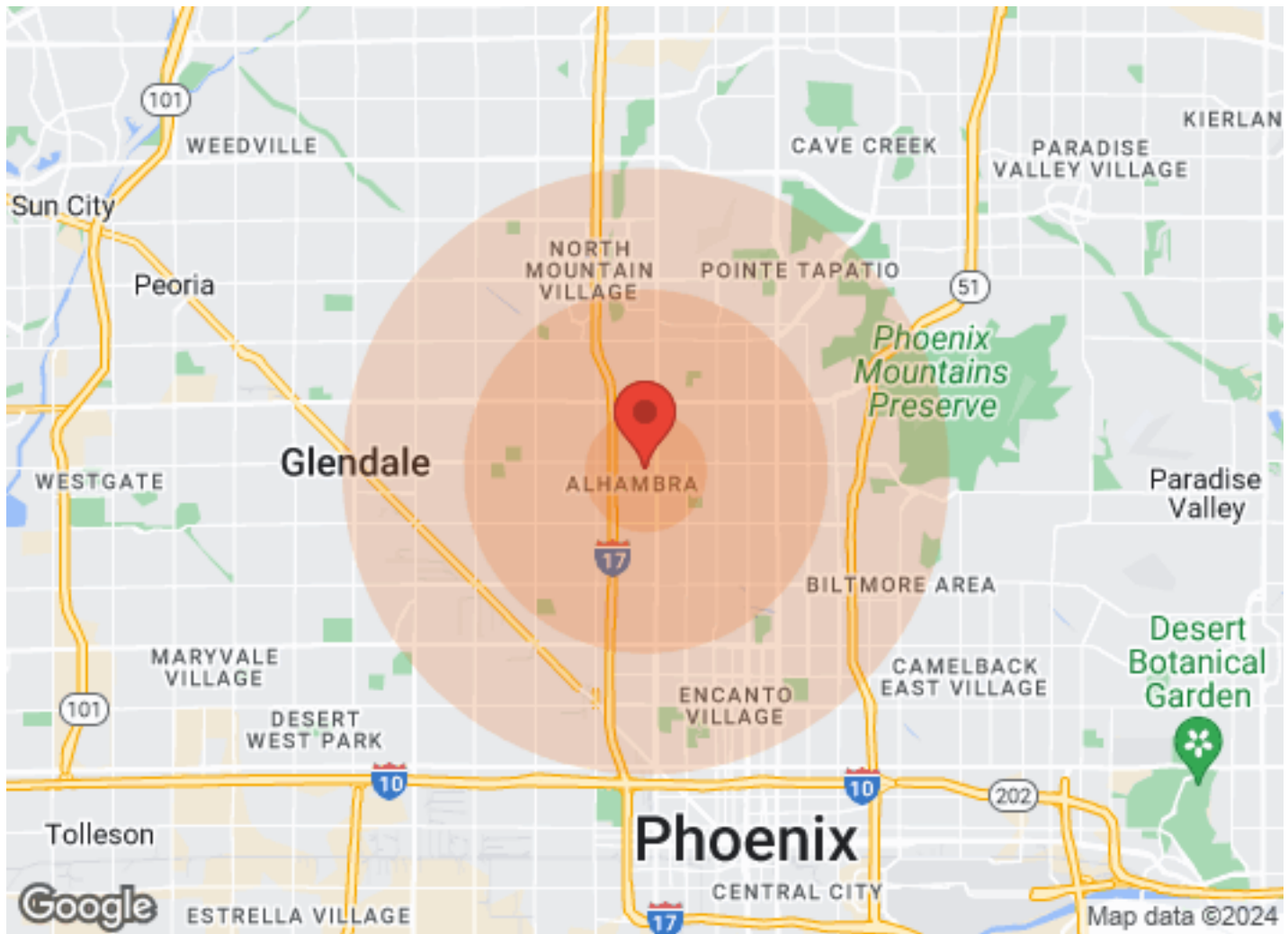
1450 E. Indian School Rd, Suite 104
Phoenix, AZ 850014

PRESENTED BY:

Vice President of Sales & Leasing
O: (928) 245-3645
C: (928) 245-3645
jray@mpbrealty.net

President & Designated Broker
O: 602.280.1010
mbuekers@mpbrealty.net

The calculations and data presented are deemed to be accurate, but not guaranteed. They are intended for the purpose of illustrative projections and analysis. The information provided is not intended to replace or serve as substitute for any legal, accounting, investment, real estate, tax or other professional advice, consultation or service. The user of this software should consult with a professional in the respective legal, accounting, tax or other professional area before making any decisions.



Male	11,868	95,789	214,246	Median	\$38,738	\$39,551	\$41,355
Female	12,340	95,225	213,778	< \$15,000	1,902	12,269	26,563
Total Population	24,208	191,014	428,024	\$15,000-\$24,999	1,736	9,768	22,729
				\$25,000-\$34,999	1,008	9,049	20,964
				\$35,000-\$49,999	1,846	11,880	26,523
Ages 0-14	5,658	46,522	101,667	\$50,000-\$74,999	1,707	11,438	27,125
Ages 15-24	3,217	27,006	57,974	\$75,000-\$99,999	760	6,315	16,296
Ages 25-54	9,793	76,127	171,597	\$100,000-\$149,999	722	5,633	12,801
Ages 55-64	2,388	18,635	43,174	\$150,000-\$199,999	50	1,428	3,321
Ages 65+	3,152	22,724	53,612	> \$200,000	157	1,978	4,390
White	15,594	121,445	275,484	Total Units	12,714	86,300	198,026
Black	2,376	11,940	23,347	Occupied	10,261	72,653	167,488
Am In/AK Nat	930	5,162	9,461	Owner Occupied	3,635	35,313	83,697
Hawaiian	1	146	229	Renter Occupied	6,626	37,340	83,791
Hispanic	9,729	92,283	208,971	Vacant	2,453	13,647	30,538
Multi-Racial	9,496	93,150	218,922				