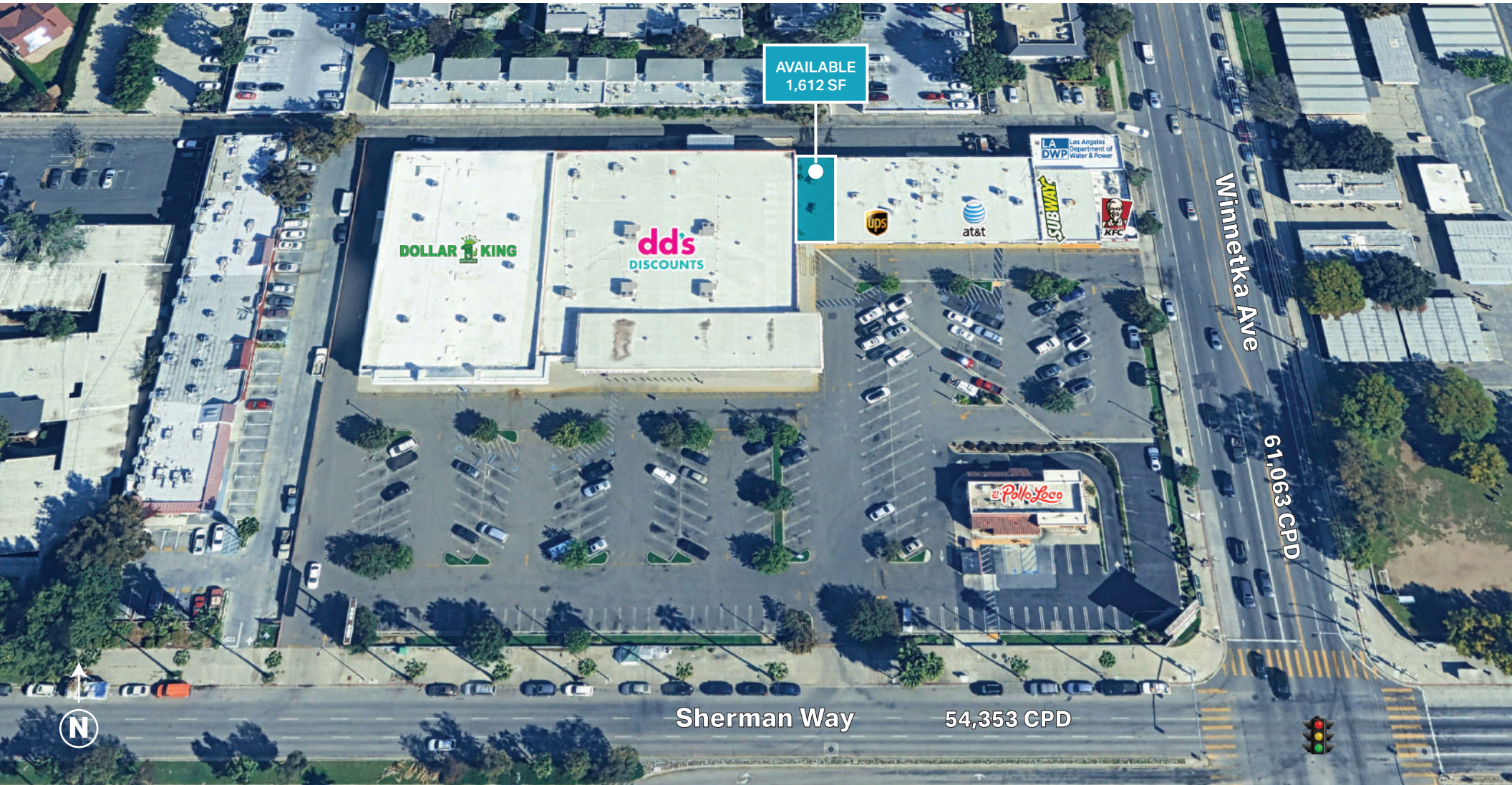


FOR LEASE | 1,612 SF RESTAURANT / RETAIL AVAILABLE

20121 Sherman Way, Winnetka, CA 91306



Please Contact

VIC MONTALBO

310.451.8171 X230

VMONTALBO@EPSTEEN.COM

BRE LIC: 00927723

JACK FARLO

310.451.8171 X220

JFARLO@EPSTEEN.COM

BRE LIC: 02067149

This information is deemed reliable, but not guaranteed. All information should be independently verified for its accuracy and completeness before relying upon it.



FOUNDING MEMBER | **CHAINLINKS**
RETAIL ADVISORS



PROPERTY HIGHLIGHTS

- Signalized, high traffic corner at Winnetka Ave & Sherman Way (60,000+ CPD)
- Mature established demographic surrounding
- Large Surface parking field with easy street access
- Existing prominent signage available



DEMOGRAPHICS:



Population

1 MILE	37,187
2 MILE	130,395
3 MILE	266,319



Avg. Household Income

1 MILE	\$114,188
2 MILE	\$116,775
3 MILE	\$122,725



WALK SCORE

78



Daytime Population

1 MILE	5,269
2 MILE	40,874
3 MILE	141,769



Avg. Median Income

1 MILE	\$89,835
2 MILE	\$88,830
3 MILE	\$92,115



TRAFFIC COUNTS

Sherman Way: 54,353 CPD
Winnetka Ave: 61,063 CPD



APN: 2114-019-009

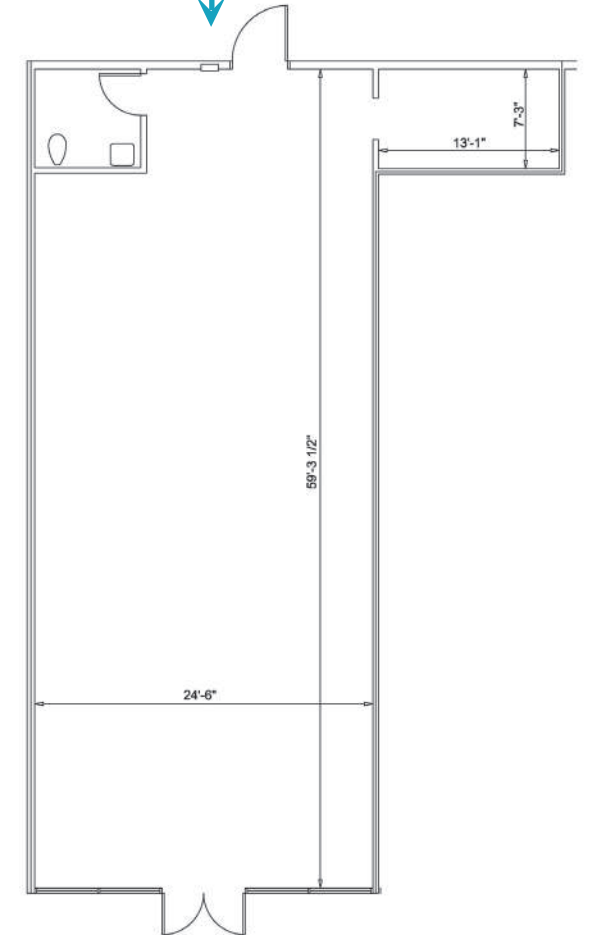
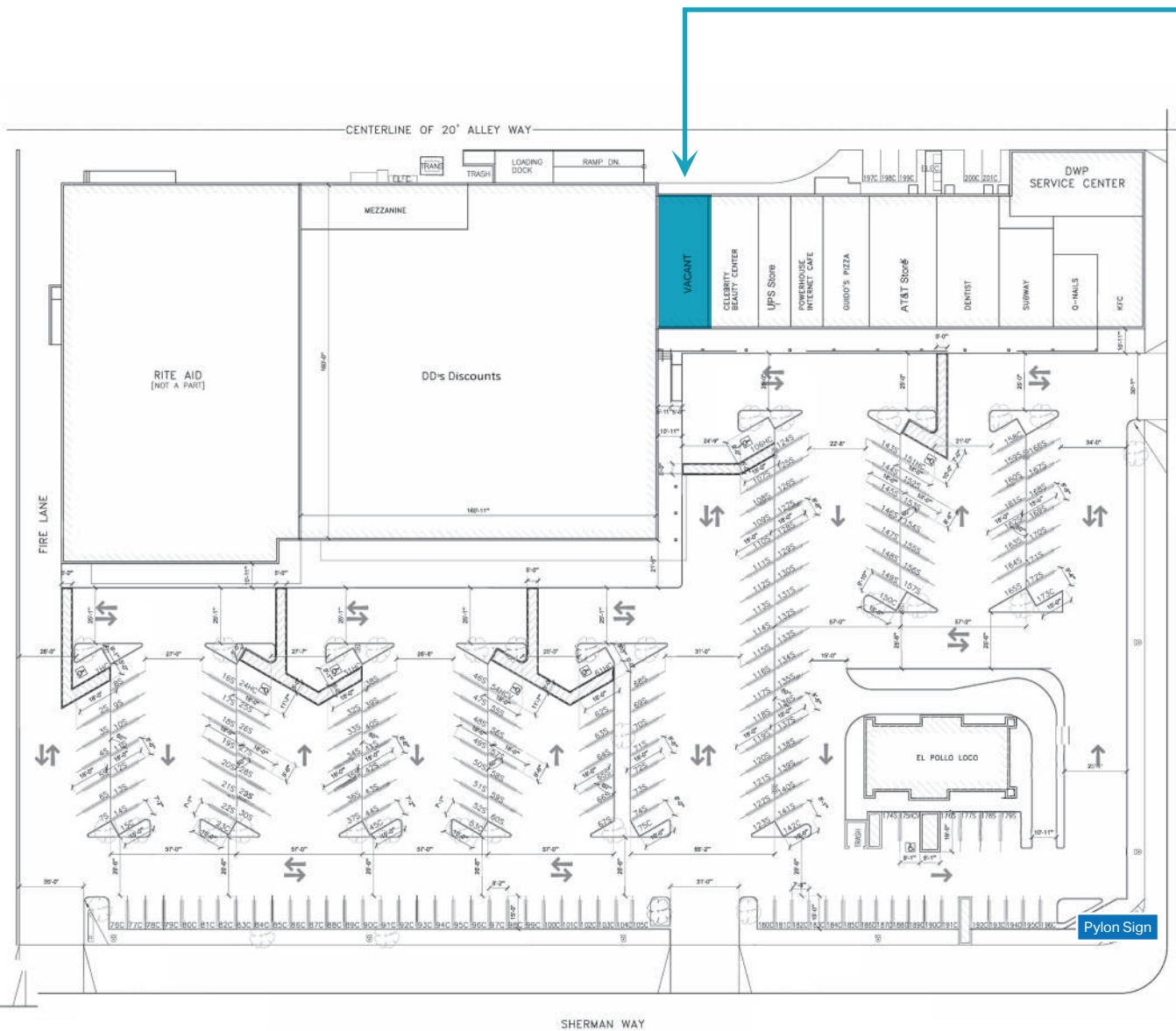
1965
2025



epstein & associates

FOUNDING MEMBER | CHAINLINKS
RETAIL ADVISORS

SITE PLAN



FLOOR PLAN
20121 SHERMAN WAY



This information is deemed reliable, but not guaranteed. All information should be independently verified for its accuracy and completeness before relying upon it.

1965
2025

epsteen & associates

FOUNDING MEMBER | CHAINLINKS
RETAIL ADVISORS

[illegible]