

SHOPS AT Nacogdoches

Walmart
Supercenter



Offering Overview

SRS Capital Markets has been exclusively retained to offer to qualified investors the rare opportunity to acquire **Shops at Nacogdoches** (the "Property"), a **newly constructed, 11,183 SF retail center** and Swig built-to-suit ground lease situated at the intersection of Loop 1604 and Nacogdoches Road in San Antonio, TX. Delivered in 2025, the Property benefits from prominent signage on 1604 (70K VPD) and various points of access.

The Property is **100% leased to a diverse mix of national, regional, and local tenants** including Swig built-to-suit ground lease, Jersey Mike's, and more. With nearly 8 years of WALT and no rollover until 2033, the Property offers predictable cash flows in a high growth market.

Located in Northeast San Antonio, the property is less than 10 minutes from the Loop 1604 / IH 35 interchange, providing expeditious access to affluent neighborhoods and nearby economic drivers including New Braunfels, Randolph Airforce Base, and the Interstate 35 Corridor.

Shops at Nacogdoches offers investors the opportunity to acquire a Class A retail center on 1604 leased to a diverse tenant base.

SRSRE.COM/ShopsatNacogdoches

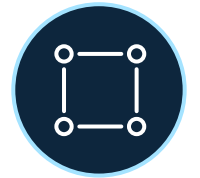


SHOPS AT Nacogdoches

7038 N Loop 1604 E | San Antonio, TX 78266



11,183± SF
Offering GLA



2.9± AC
Land Area



100%
Occupancy



2025
Year Built



87
Parking Spaces
(7.78 Per 1,000 SF)



A
Class

San Antonio Snapshot



Today San Antonio is viewed as a city of steady growth and tremendous investment opportunities, both nationally and globally. A highly qualified, educated workforce, and unmatched cultural mix also position San Antonio as a hot spot for international business.



San Antonio 2025 Estimated Population

2.76M



San Antonio 2025 Median Household Income

\$78,047




San Antonio 2025 Median Age

37

SAN ANTONIO TEXAS


#1 
Best-Performing City
- Milken Institute

 **#1**
Top U.S. Cyber City *- Business Facilities 2022*

#2 
Fastest Growing City in the U.S.
- Consumer Affairs 2023

 **#4**
Top Housing Market for Millennials
- Knock 2022

#5 
Most Affordable Large City in the U.S.
- Business Facilities 2022

 **#6**
Fastest Growing U.S. City for IT Talent
- CIO 2022

Sources: U.S. Census Bureau, Greater SATX Regional Economic Partnership



Notable Employers



20K+ Jobs



19K+ Jobs

JOINT BASE
SAN ANTONIO

82K+ Jobs

CYBERSECURITY
SAN ANTONIO

17K+ Jobs

South Texas
MEDICAL CENTER

30K+ Job

JPMORGAN
CHASE & CO.

4.4K+ Jobs



3K+ Jobs



1.8K+ Jobs



3K+ Jobs



18K+ Jobs

Source: Greater SATX Regional Economic Partnership

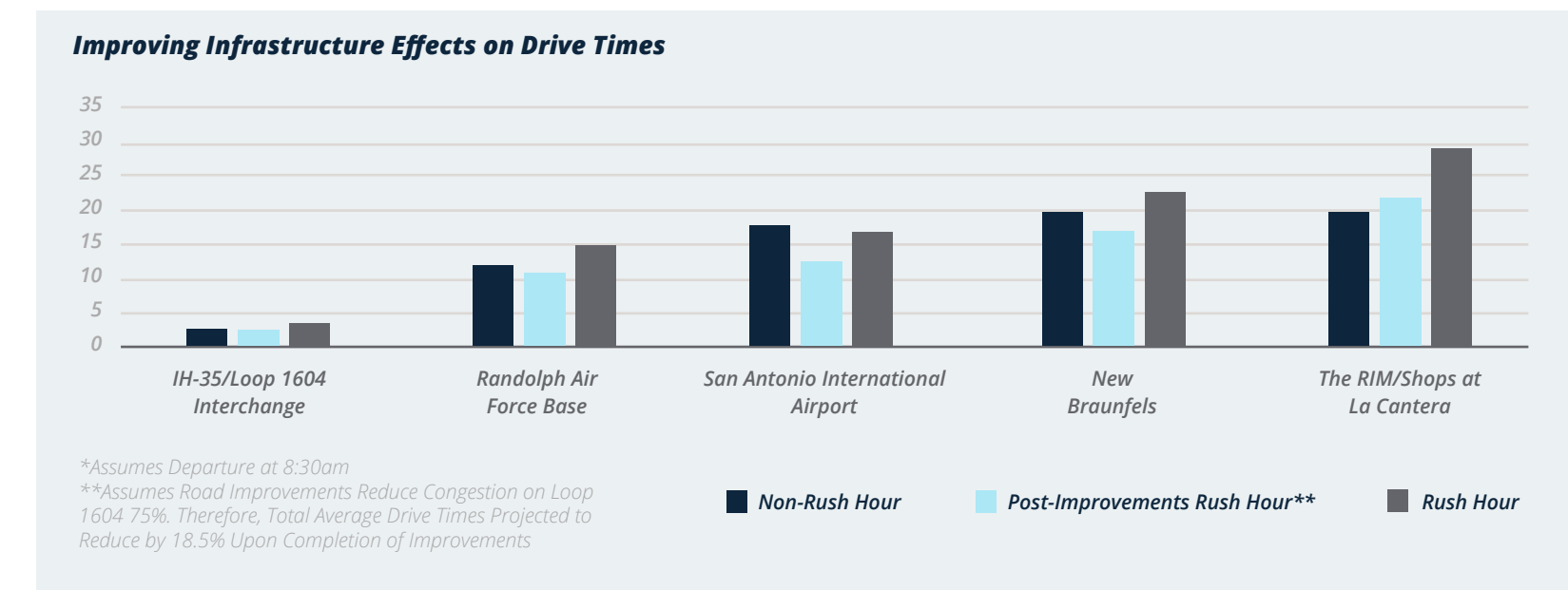


Ideal Accessibility on Loop 1604

Located on Loop 1604 (100,000+ VPD) with Expeditious Access to Interstate 35 (215,000+ VPD) via Loop 1604. Ongoing Improvements to Loop 1604 Expected to Further Enhance Accessibility:



Drive Times (Minutes)	Rush Hour*	Post-Improvements Rush Hour**	Non-Rush Hour
IH-35/Loop 1604 Interchange	4	3	3
Randolph Air Force Base	15	11	12
SAT	17	13	18
New Braunfels	23	17	20
The RIM/Shops at La Cantera	30	22	20



Proximity to Dense Housing & Other New Developments

9,850 *Single Family Homes* | 8,890 *Multifamily Units* within 3 Miles



Comanche Ridge

Build-to-Rent Community
2024 Construction
\$1,508 Average Rent/Month



Bridlewood Park

Master-Planned Community
\$310K+ Median Home Price



Alta Rolling Oaks

Multifamily Development
2024 Construction
\$1,500 Average Rent/Month



Avasa at 1604

Multifamily Development
2024 Construction
\$1,489 Average Rent/Month



SHOPS AT
Nacogdoches

Desirable Northeast San Antonio Location with Impeccable Access

NORTHEAST SAN ANTONIO TEXAS

- Adjacency to Fox Run and Retama Ridge, Established Destinations for San Antonio Residents
- Loop 1604 Provides Ideal Access to Greater San Antonio and IH-35 For Commuters Going In and Out of San Antonio

Demographic Snapshot

	1 Mile	3 Miles	5 Miles
Population Summary			
2025 Total Population	8,905	72,913	197,028
2024-2029 Annual Growth Rate	2.38%	0.88%	0.78%
Housing Unit Summary			
2025 Average Household Income	\$106,808	\$95,668	\$104,169
2025 Median Home Value	\$280,685	\$275,747	\$289,960

SOURCE 

Randolph Airforce Base 12 Minutes




The RIM / Shops at La Cantera 20 Minutes



San Antonio International Airport 18 Minutes



New Braunfels 20 Minutes



Impressive Residential Fundamentals Providing Nearby Customers for Retail Tenants within 3 Miles



8,890±

Existing Multifamily Units

248±

Multifamily Units Under Construction

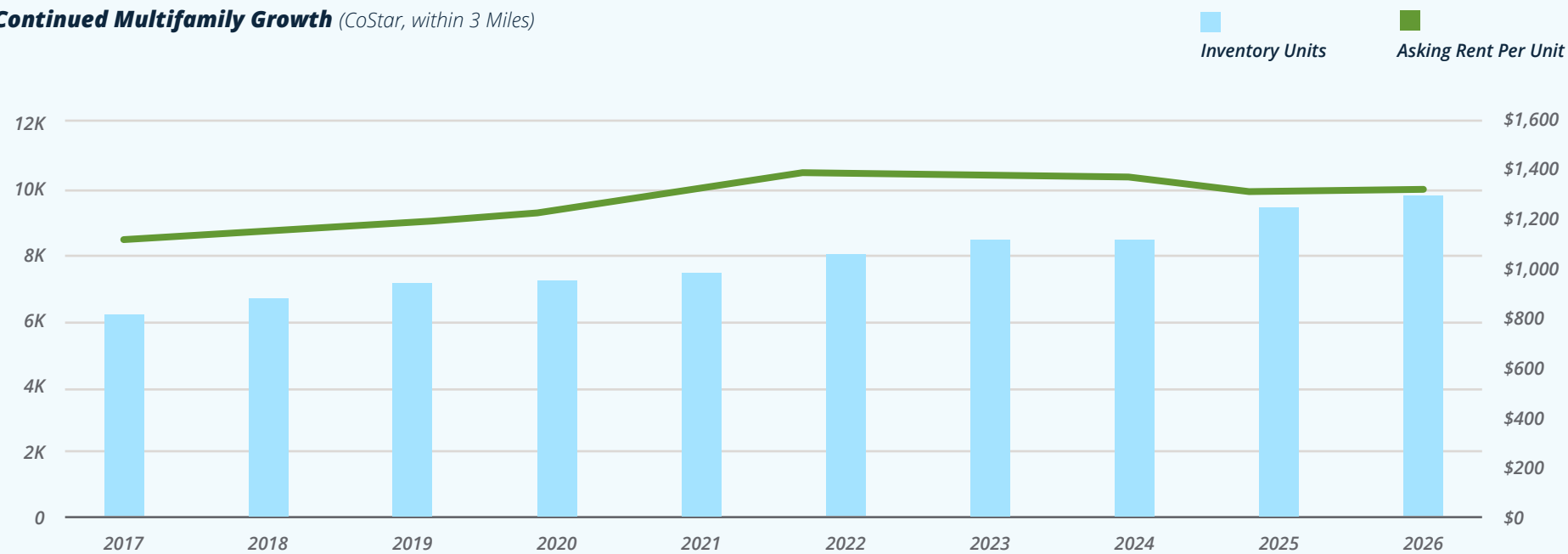
9,850±

Single Family Units

497±

Single Family Units Under Construction

Continued Multifamily Growth (CoStar, within 3 Miles)



Strong Retail Fundamentals within 3 Miles



6.9M SF

Existing Inventory



20.5K SF

Under Construction

~0.3% of Existing Inventory
Only 217K SF Delivered Since 2022

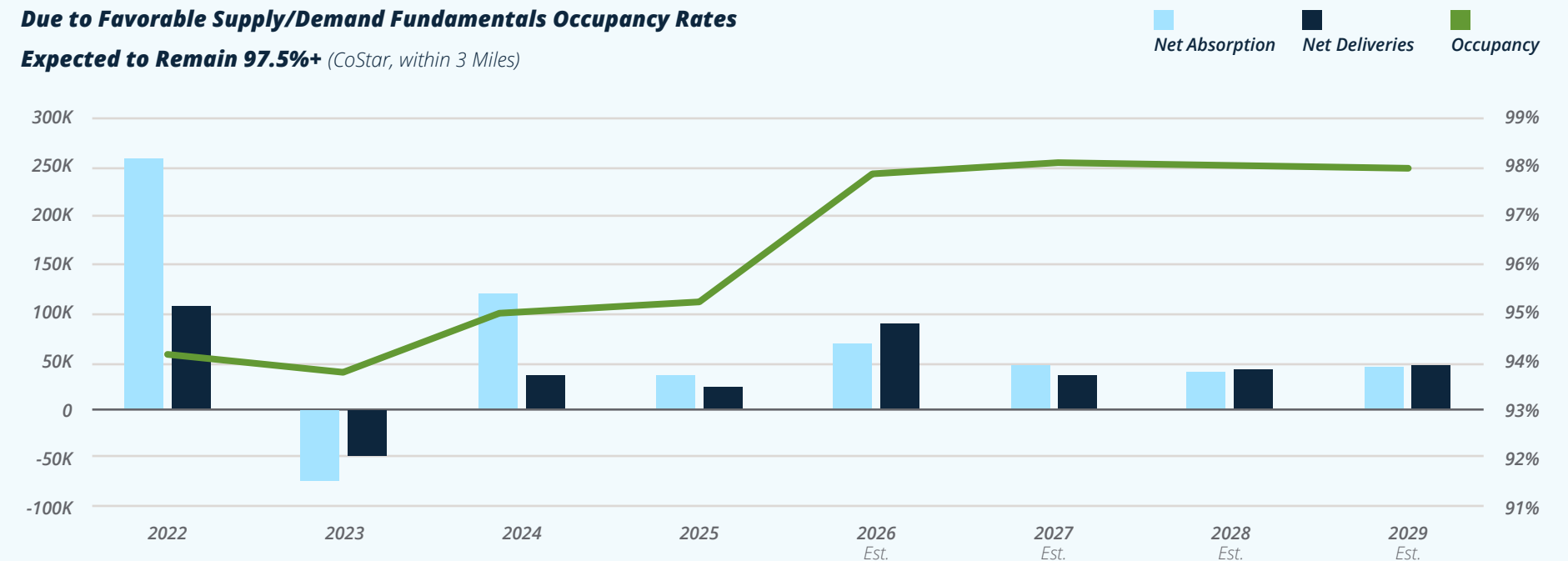


96.2%+

Occupancy Rates for Existing Inventory

Limited Projected Deliveries Through 2029 Driving Rental Rates in the Future

Due to Favorable Supply/Demand Fundamentals Occupancy Rates Expected to Remain 97.5%+ (CoStar, within 3 Miles)



SHOPS AT Nacogdoches

SRSRE.COM/ShopsatNacogdoches

EXCLUSIVELY MARKETING BY

Cathy Nabours

SVP & Managing Principal, Capital Markets
National Multi-Tenant Advisory – South Central
512.236.4613
cathy.nabours@srsre.com
TX License No 479015

Kyle Shaffer

Vice President, Capital Markets
National Multi-Tenant Advisory – South Central
512.838.4079
kyle.shaffer@srsre.com
TX License No 746245

Sam Nichols

Senior Associate, Capital Markets
National Multi-Tenant Advisory – South Central
512.375.4999
sam.nichols@srsre.com
TX License No 701142

©2026 SRS Real Estate Partners LLC. All Rights Reserved.

This document has been prepared by SRS Real Estate Partners (SRS) and has been approved for distribution by all necessary parties. Although effort has been made to provide accurate information, SRS and those represented by SRS make no guarantees, warranties, or representations as to the completeness of the materials presented herein or in any other written or oral communications transmitted or made available. Documents may have been referred to in summary form and these summaries do not purport to represent or constitute a legal analysis of the contents of the applicable documents. Neither SRS or those represented by SRS represent that this document is all inclusive or contains all of the information you may require. Any financial projections and/or conclusions presented herein are provided strictly for reference and have been developed based upon assumptions and conditions in effect at the time the evaluations were undertaken. They do not purport to reflect changes in economic performance, local market conditions, economic and demographic statistics, or further business activities since the date of preparation of this document. Recipients of this document are urged to undertake their own independent evaluation of the subject and/or asset(s) being shared in this document.

Information About Brokerage Services (IABS).

