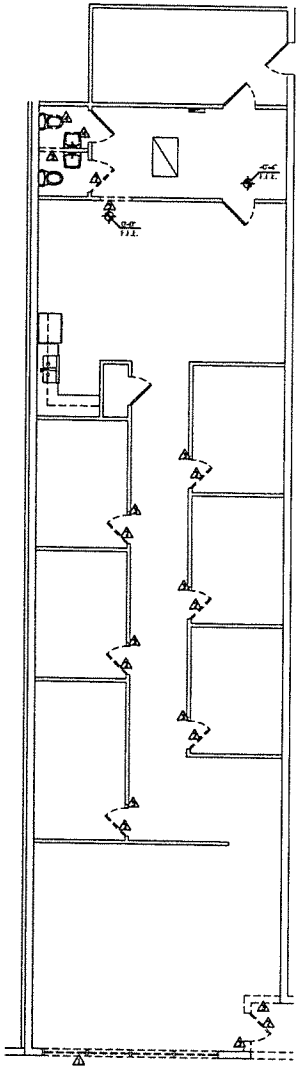

EXISTING/DEMO PLAN

SCALE 1/4"=1'-0"

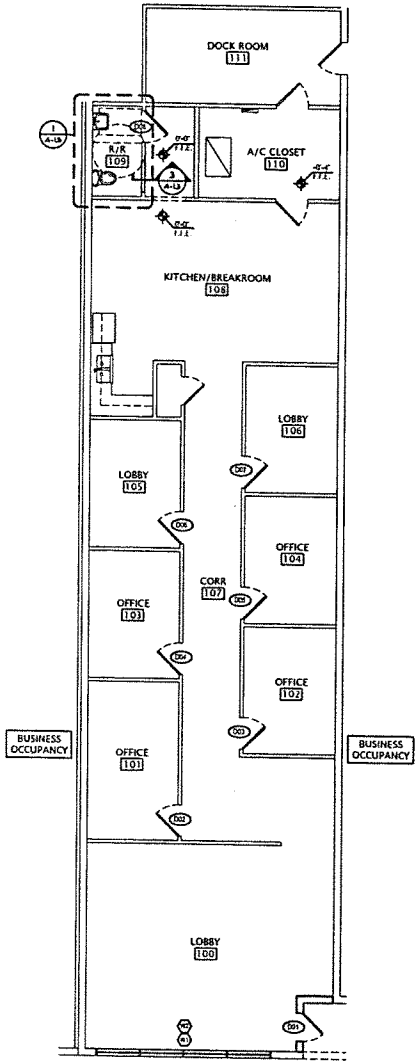

NEW FLOOR PLAN

SCALE 1/4"=1'-0"

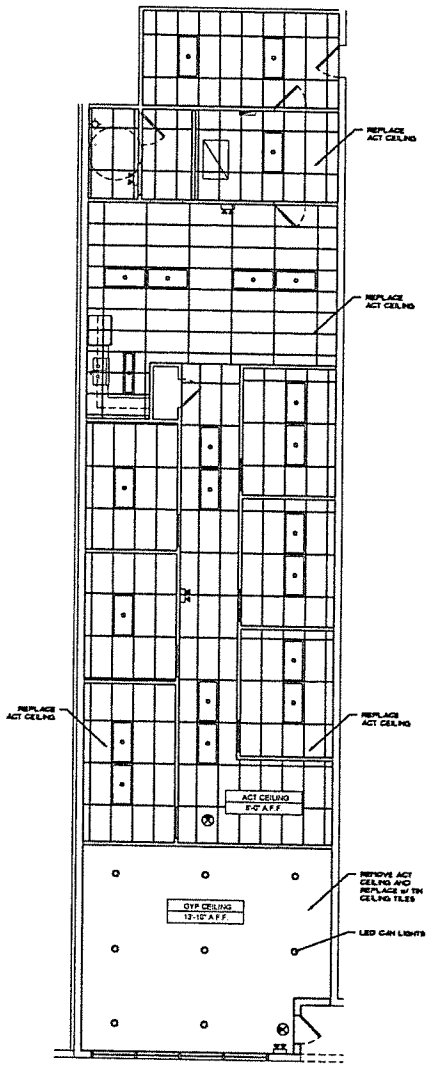

REFLECTED CEILING PLAN

SCALE 1/4"=1'-0"

DEMO NOTES	
TAG	DESCRIPTION
1	REMOVE EXISTING WINDOW AND CASING.
2	REMOVE EXISTING DOOR AND CASING.
3	REMOVE EXISTING WALL TO F.F.E.
4	REMOVE EXISTING PLUMBING FIXTURES AND CAP PLUMBING.

LEGEND	
TYPE	DESCRIPTION
	EXISTING WALLS
	NEW WALLS

BCE

BARKLEY CONSULTING ENGINEERS, INC.
3840 REMINGTON GREEN CIR
TALLAHASSEE, FLORIDA 32308
OFFICE 850.297.0440
FL COA# 8710 - LLC AA 26003321

REVISIONS:		
No:	Date:	Remarks:

OCEANSIDE TITLE, INC.
STORM DAMAGE REPAIRS
4442 LAFAYETTE ST. MARIANNA, FL

OCEANSIDE TITLE, INC.
--
4442 LAFAYETTE ST. MARIANNA, FL

DRAWN:	GJ
DESIGNED:	IEJ
APPROVED:	DRB
DATE:	8/13/2019
#19-00130	

Douglas R. Barkley, M.S., P.E.
FL P.E. # 49090

FLOOR PLANS

A-1.2

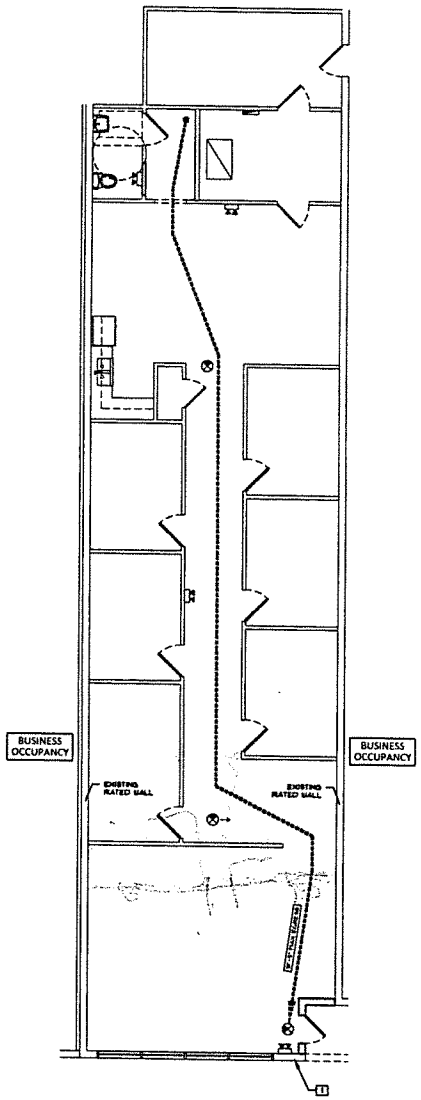

LIFE SAFETY PLAN

SCALE 3/16"=1'-0"

SIGNAGE

NUMBER	ELEVATION	DESCRIPTION
1		PLACARD INDICATING LIGHT FRAMED TRUSS ROOF CONSTRUCTION

THE ROOF AND/OR FLOOR CONSTRUCTION IS LIGHT-FRAME TRUSS AS REQUIRED BY FS 633.027(1)

LIFE SAFETY LEGEND

	EGRESS PATH
FE	FIRE EXTINGUISHER MODEL NO. 2A10BC (THE TOP OF EACH PORTABLE FIRE EXTINGUISHER SHALL BE LOCATED @ 5'-0" A.F.F.)
	EXIT LIGHTING FIXTURE - DIRECTION OF PAGES SHOWN BY COLORED SECTION - ARROWS INDICATE DIRECTION TO EXITS WHERE APPLICABLE
	EMERGENCY LIGHTING FIXTURE - NUMBER AND DIRECTION OF PAGES SHOWN BY COLORED SECTION
	2x4 EMERGENCY LIGHTING FIXTURE w/ BATTERY BACKUP
33" 2	EGRESS OCCUPANT CAPACITY OPENING CLEAR WIDTH EGRESS CAPACITY FACTOR
	CIRCULATION AREAS
	1 HR RATED FIRE WALL

SCOPE OF WORK

THE SCOPE OF THIS PROJECT IS FOR THE REPAIR DAMAGE DONE BY A HURRICANE. PROJECT INCLUDES FACADE RENOVATION AND ADA UPGRADES.

DESIGN CRITERIA

USE GROUP/ OCCUPANCY: BUSINESS - GROUP "B"

CONSTRUCTION TYPE: TYPE V-B

ALTERATION LEVEL: LEVEL II

PROJECT AREA: OFFICE: 2,228SF

OCCUPANT LOAD: CALCULATED
BUSINESS: 2,224/100= 22 OCC
TOTAL= 22 OCC

NUMBER OF EXITS: 1

MAX ALLOWED DISTANCE TO EXIT= 200 FT

ACTUAL MAXIMUM TRAVEL DISTANCE= 91'-9"

MAXIMUM ALLOWED DEAD END CORRIDOR= 20 FT

ACTUAL DEAD END CORRIDOR= 0 FT

FLAME SPREAD OF FINISHES
VERTICAL EXIT AND PASSAGEWAYS - CLASS B
EXIT ACCESS CORRIDORS AND OTHER EXITWAYS - CLASS C
ROOMS AND ENCLOSED SPACES - CLASS C

ELEVATION OF THE FLOOR SURFACE ON BOTH SIDES OF A DOOR SHALL NOT VARY BY MORE THAN 1/2" FOR A DISTANCE NOT LESS THAN THE WIDEST LEAF.

PRODUCT APPROVAL: THE CONTRACTOR SHALL MAKE AVAILABLE TO THE BUILDING INSPECTOR ANY DOCUMENTATION NECESSARY TO VERIFY THAT ALL PRODUCTS REQUIRING APPROVAL PER FS 553.842 ARE IN COMPLIANCE.

NEW AND EXISTING BUILDINGS SHALL HAVE APPROVED ADDRESS NUMBERS PLACED IN A POSITION TO BE PLAINLY LEGIBLE AND VISIBLE FROM THE STREET OR ROAD FRONTING THE PROPERTY. ADDRESS NUMBERS SHALL CONTRAST WITH THEIR BACKGROUND, NFPA1, 10.12.1.1, 10.12.1.2 & 10.12.1.2.1, FLORIDA 2010 EDITION. EXISTING ADDRESS NUMBERING IS LOCATED ON SIGN OUT FRONT AND FRONT OF BUILDING. CONTRACTOR SHALL VERIFY COMPLIANCE AND PROVIDE 6" HIGH ADDRESS NUMBERS IF NOT PRESENT.

THE CONTRACTOR SHALL MAKE AVAILABLE TO THE BUILDING INSPECTOR ANY DOCUMENTATION NECESSARY TO VERIFY THAT ALL PRODUCTS REQUIRING PRODUCT APPROVAL PER FS 553.842 ARE IN COMPLIANCE.

APPLICABLE CODES + STANDARDS

FLORIDA BUILDING CODE, EXISTING BUILDING (FBC-EB)	6TH EDITION (2017)
FLORIDA BUILDING CODE, BUILDING (FBC-EB)	6TH EDITION (2017)
FLORIDA BUILDING CODE, ACCESSIBILITY (FBC-A)	6TH EDITION (2017)
FLORIDA BUILDING CODE, MECHANICAL (FBC-M)	6TH EDITION (2017)
FLORIDA BUILDING CODE, FUEL GAS (FBC-FG)	6TH EDITION (2017)
FLORIDA BUILDING CODE, PLUMBING (FBC-P)	6TH EDITION (2017)
FLORIDA FIRE PREVENTION CODE (FFPC)	6TH EDITION
NATIONAL ELECTRICAL CODE (NEC)	2014 EDITION
FLORIDA FIRE PREVENTION CODE (FFPC)	6TH EDITION (2015)

SYMBOLS LEGEND

BUILDING SECTION: SECTION, SHEET NO.

ENLARGED PLAN/DETAIL: PLAN/DETAIL, SHEET NO.

BUILDING ELEVATION: SECTION, SHEET NO.

BREAK LINES:

COLUMN INDICATOR: 1

2 - DOOR TAG

A - WINDOW DESIGNATION

- ELEVATION MARK

ROOM NAME 102 - ROOM NAME

UP/DN - STAIR DIRECTION

- 1 HR FIRE BARRIER

- 2 HR FIRE RATED WALL

- 1 HR FIRE/SMOKE BARRIER

NEW DOOR & FRAME

WALL

EXISTING TO BE REMOVED

EXIST TO REMAIN

ABBREVIATIONS

&	AND
@	AT
AB	ANCHOR BOLT
A/C	AIR CONDITIONER
ACOUS	ACOUSTICAL
ADD	ADDENDUM
ADJ	ADJACENT
AFF	ABOVE FINISHED FLOOR
AGGR	AGGREGATE
ALT	ALTERNATIVE
ALUM	ALUMINUM
AO	ACCESS OPENING
APPROX	APPROXIMATE
ARCH	ARCHITECTURAL
ASPH	ASPHALT
B	BOTTOM
BLDG	BUILDING
BLKG	BLOCKING
BM	BENCH MARK
BO	BOTTOM OF
BRG	BEARING
C	CHANNEL
CANT	CANTILEVER
CIP	CAST IN PLACE
CJ	CONSTRUCTION JOINT
CL <	CENTER LINE
CMU	CONCRETE MASONRY UNIT
COL	COLUMN
CONC	CONCRETE
CONN	CONNECTION
CONST	CONSTRUCTION
CONT	CONTINUOUS
CR	COLD ROLLED
CTR	CENTER
DBL	DOUBLE
DEG. °	DEGREES
DET	DETAIL
DIA.*	DIAMETER
DIM	DIMENSION
DL	DEAD LOAD
DTL	DETAIL
DWG	DRAWING
DWL	DOWEL
EA	EACH
EJ	EXPANSION JOINT
ELEV	ELEVATION
ELEC	ELECTRICAL
EMBED	EMBEDMENT
ENCL	ENCLOSED
ENGR	ENGINEER
EQ	EQUAL
EST	ESTIMATED
EW	EACH WAY
EXIST	EXISTING
EXT	EXTERIOR
FAB	FABRICATE
FBC	FLORIDA BUILDING CODE
FD	FLOOR DRAIN
FDN	FOUNDATION
FF	FINISHED FLOOR
FFE	FINISHED FLOOR ELEVATION
FG	FINISHED GRADE
FIN	FINISH
FL	FLOOR
FT	FEET
FTG	FOOTING
GA	GAUGE
GALV	GALVANIZED
GC	GENERAL CONTRACTOR
GEN	GENERAL
GND	GROUND
GYP	GYPSUM
HC	HOLLOW CORE
HDR	HEADER
HORIZ	HORIZONTAL
HT	HEIGHT
HVAC	HEATING , VENTILATION & A/C
IN	INCH
INSUL	INSULATION
INT	INTERIOR
JT	JOINT
K	KIPS
KSI	KIPS PER SQUARE INCH
KSF	KIPS PER SQUARE FOOT
L	ANGLE
LAM	LAMINATED
LBS	POUNDS
LL	LIVE LOAD
LLBB	LONG LEG BACK TO BACK
LLH	LONG LEG HORIZONTAL
LLV	LONG LEG VERTICAL
LWC	LIGHT WEIGHT CONCRETE
MAX	MAXIMUM
MBR	MEMBER
MECH	MECHANICAL
MFGR	MANUFACTURER
MIN	MINIMUM
MISC	MISCELLANEOUS
ML	MATCH LINE
MO	MASONRY OPENING
MTL	METAL
N/A	NOT APPLICABLE
NIC	NOT IN CONTRACT
NOM	NOMINAL
NS	NON SHRINK
NTS	NOT TO SCALE
OC	ON CENTER
PCF	POUNDS PER CUBIC FOOT
PL >	PLATE
PLF	POUNDS PER LINEAR FOOT
PREFAB	PREFABRICATED
PRELIM	PRELIMINARY
PSF	POUNDS PER SQUARE FOOT
PSI	POUNDS PER SQUARE INCH
PT	PRESSURE TREATED
RAD	RADIUS
REF	REFERENCE
REINF	REINFORCED
REQ	REQUIRED
SCHED	SCHEDULE
SECT	SECTION
SF	SQUARE FOOT
SIM	SIMILAR
SJI	STEEL JOIST INSTITUTE
SLBB	SHORT LEG BACK TO BACK
SPEC	SPECIFICATION
SQ	SQUARE
STD	STANDARD
STL	STEEL
STM	SYMMETRICAL
T	TOP
T&B	TOP & BOTTOM
TEMP	TEMPERED
TOC	TOP OF CONCRETE
TOM	TOP OF MASONRY
TOS	TOP OF STEEL
UNF	UNFINISHED
UON	UNLESS OTHERWISE NOTED
VERT	VERTICAL
W/	WITH
W/O	WITH OUT
WWF	WELDED WIRE FABRIC

BCE
BARKLEY CONSULTING ENGINEERS, INC.
2840 REMINGTON GREEN CIR
TALLAHASSEE, FLORIDA 32308
OFFICE 850.297.0440
FL COA: 8518 - FL# AA 26002321

REVISIONS:

No:	Date:	Remarks:

OCEANSIDE TITLE, INC.
STORM DAMAGE REPAIRS
4442 LAFAYETTE ST.
MARIANNA, FL

OCEANSIDE TITLE, INC.
--
4442 LAFAYETTE ST.
MARIANNA, FL

DRAWN: GJ
DESIGNED: IEJ
APPROVED: DRB
DATE: 10/9/2019
#19-00130

Douglas R. Barkley III, P.E.
FL P.E. # 49090

PROJECT INFO & LIFE SAFETY

A-1.1

A NEW PROJECT FOR
OCEANSIDE TITLE, INC.
4442 LAFAYETTE ST.
STORM DAMAGE REPAIRS
MARIANNA, FL

JUNE 2020

1. THE DRAWINGS ARE INTENDED TO GRAPHICALLY DEPICT THE GENERAL REQUIREMENTS FOR THE SCOPE REQUIRED TO COMPLETE THE PROJECT. THEY DO NOT SHOW OR IDENTIFY EACH AND EVERY COMPONENT, MATERIAL, ITEM OR INSTALLATION METHOD NECESSARY TO MEET MANUFACTURERS OR REGULATORY REQUIREMENTS. SPECIFIC REGULATORY COMPLIANCE ITEMS OR PROVISIONS ARE IDENTIFIED AND/OR REFERRED TO BY INDICATION OF THE APPROPRIATE ASSEMBLY DESIGNATION OR GENERAL TERMINOLOGY. THE CONTRACTOR(S) SHALL BE REQUIRED TO FAMILIARIZE THEMSELVES WITH THE APPLICABLE CODE PROVISIONS, ASSEMBLY DESIGNATION OR MATERIAL IDENTIFIED AND SHALL COMPLETE THE PROJECT IN COMPLIANCE WITH THE APPLICABLE REQUIREMENTS.

2. THE CONTRACTOR(S) SHALL BE SOLELY RESPONSIBLE FOR THE MEANS, METHODS, SEQUENCING AND SAFETY REQUIREMENTS FOR THE PROJECT. EACH CONTRACTOR, SUBCONTRACTOR, LABORER OR OTHER PERSONS PERFORMING WORK ON THE PROJECT SITE SHALL BE RESPONSIBLE FOR COMPLIANCE WITH ALL APPLICABLE WORKPLACE & CONSTRUCTION SAFETY REGULATIONS PROMULGATED BY FEDERAL, STATE OR LOCAL AUTHORITIES, INCLUDING BUT NOT LIMITED TO, US DEPT. OF LABOR OCCUPATIONAL SAFETY & HEALTH ACT (OSHA), THE INDUSTRIAL COMMISSION OF THE STATE OF OHIO OR OTHER INDUSTRY REQUIREMENTS APPLICABLE TO CONSTRUCTION SITES AND SAFETY. THE GENERAL CONTRACTOR/CONSTRUCTION MANAGER IS SOLELY RESPONSIBLE FOR ASSURING THAT SITE SPECIFIC SAFETY REQUIREMENTS ARE DOCUMENTED AND DISSEMINATED TO ALL PARTIES AND SHALL MAINTAIN ALL REQUIRED RECORDS, FORMS, MANUALS, RULES OR OTHER DOCUMENTS AT THE SITE.

3. THE CONTRACTOR AND/OR THE APPLICABLE TRADE CONTRACTOR IS RESPONSIBLE FOR THE LOCATION OF ALL UNDERGROUND UTILITIES, PUBLIC OR PRIVATE, IN THE AREAS OF WORK PRIOR TO THE START OF WORK. ALL UTILITIES SHALL BE PROTECTED FROM DAMAGE DURING THE COMPLETION OF THE PROJECT.

4. EACH SHEET CONTAINED IN THIS SET OF DRAWINGS IS AN INTEGRAL COMPONENT OF THE CONSTRUCTION DOCUMENTS FOR THE PROJECT. PORTIONS OF THE WORK DESCRIBED ON ONE SHEET MAY IMPACT, BE IMPACTED BY, OR RELY UPON INFORMATION OR WORK SHOWN ON THE OTHER SHEETS WITHIN DRAWINGS OR WITHIN THE SPECIFICATIONS. EACH CONTRACTOR SHALL FAMILIARIZE THEMSELVES WITH THE SCOPE OF WORK REQUIRED FOR THE ENTIRE PROJECT AND SHALL BE RESPONSIBLE FOR COORDINATION OF THEIR RESPECTIVE PORTIONS WITH OTHER TRADES TO ASSURE THAT THE WORK PROGRESSES IN AN ORDERLY AND TIMELY FASHION.

5. ALL WORK SHALL BE COMPLETED IN ACCORDANCE WITH THE CONSTRUCTION DOCUMENTS APPROVED BY THE AUTHORITIES HAVING JURISDICTION OVER THE PROJECT. EACH CONTRACTOR, SUBCONTRACTOR OR OTHER PERSON PERFORMING WORK ON THE PROJECT SHALL REFER TO THE APPROVED DOCUMENTS FOR THE SCOPE OF WORK REQUIRED. USE OF BID SETS, LOOSE SHEETS OR OTHER ITEMS/DOCUMENTS NOT PART OF THE APPROVED DOCUMENTS IS DONE AT THE RESPECTIVE PARTIES SOLE RISK. THE GENERAL CONTRACTOR/CONSTRUCTION MANAGER SHALL BE RESPONSIBLE FOR MAINTENANCE AND SAFEKEEPING OF THE APPROVED DOCUMENTS.

6. DO NOT SCALE DRAWINGS. IF ANY DISCREPANCY IS FOUND OR ANY INFORMATION OR CLARIFICATION IS NEEDED WHICH CANNOT BE REASONABLY DETERMINED BY THE CONSTRUCTION DOCUMENTS, CONTACT THE ARCHITECT FOR RESOLUTION. IN CASE OF DISCREPANCY REGARDING THE QUANTITY OR QUALITY, THE HIGHER QUALITY OR GREATER QUANTITY SHALL BE PROVIDED UNLESS DIRECTED OTHERWISE BY THE OWNER OR ARCHITECT.

7. ALL WORK DESCRIBED HEREIN IS DESIGNED AND INTENDED TO COMPLY WITH THE PROVISIONS OF THE AMERICANS WITH DISABILITIES ACT ACCESSIBILITY GUIDELINES ("ADAAG"). FOR RENOVATIONS THE WORK IS DESIGNED TO COMPLY WITH THE ADAAG TO THE MAXIMUM EXENT FEASIBLE WITH ALL ELEMENTS THAT CAN BE MADE ACCESSIBLE BEING MADE ACCESSIBLE UNLESS TECHNICALLY INFEASIBLE OR BEYOND APPLICABLE THRESHOLD REQUIREMENTS. THE CONTRACTOR SHALL ENSURE THE WORK IS COMPLETED TO MEET THE APPLICABLE REQUIREMENTS AND SHALL BECOME FAMILIAR WITH THE APPLICABLE PROVISIONS BEFORE COMPLETING THE WORK DESCRIBED HEREIN.

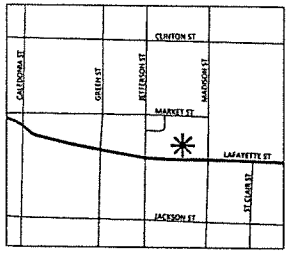

LOCATION MAP
N.T.S.

INDEX OF SHEETS

CS-1	COVER SHEET
A-1.1	PROJECT INFO & LIFE SAFETY PLAN
A-1.2	FLOOR PLANS
A-1.3	SCHEDULES & DETAILS
A-2.1	ELEVATIONS
S-001	NOTES
S-100	EXIST. CONDITIONS
S-101	REPAIR PLAN & DETAILS
S-102	DETAILS

PROJECT LEAD
BARKLEY CONSULTING ENGINEERS, INC.
2840 REMINGTON GREEN CIR
TALLAHASSEE, FL 32308
(850) 297-0440

Douglas R. Barkley M.S., P.E.
FL P.E. # 49090

BCE BARKLEY
2840 REMINGTON GREEN CIR
TALLAHASSEE, FLORIDA 32308
OFFICE 850.297.0440

REVISIONS:

No:	Date:	Remarks:

OCEANSIDE TITLE, INC.
STORM DAMAGE REPAIRS

OCEANSIDE TITLE, INC.
4442 LAFAYETTE ST.
MARIANNA, FL

CS-1
#19-00130

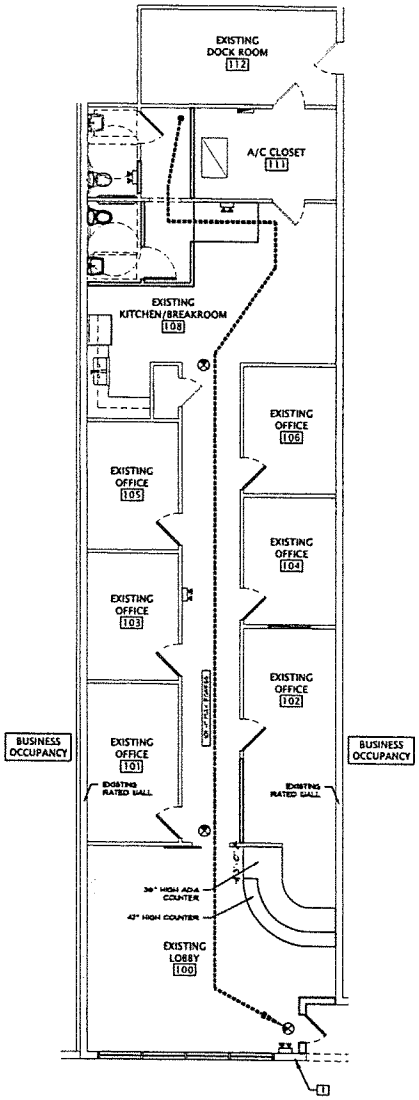

LIFE SAFETY PLAN

SCALE 1/16"=1'-0"

SIGNAGE

NUMBER	ELEVATION	DESCRIPTION
1	RP	PLACARD INDICATING LIGHT FRAMED TRUSS ROOF CONSTRUCTION

THE ROOF AND/OR FLOOR CONSTRUCTION IS LIGHT-FRAME TRUSS AS REQUIRED BY FS 633.0271(1)

LIFE SAFETY LEGEND

	EGRESS PATH
FE	FIRE EXTINGUISHER: MODEL NO. 2A10BC (THE TOP OF EACH PORTABLE FIRE EXTINGUISHER SHALL BE LOCATED @ 5'-0" AFF.)
	EXIT LIGHTING FIXTURE - DIRECTION OF FACES SHOWN BY COLORED SECTION - ARROWS INDICATE DIRECTION TO EXITS WHERE APPLICABLE
	EMERGENCY LIGHTING FIXTURE - NUMBER AND DIRECTION OF FACES SHOWN BY COLORED SECTION
	2x4 EMERGENCY LIGHTING FIXTURE w/ BATTERY BACKUP
165 / 32" / 3	EGRESS OCCUPANT CAPACITY OPENING CLEAR WIDTH EGRESS CAPACITY FACTOR
	CIRCULATION AREAS
	1 HR RATED FIRE WALL

SCOPE OF WORK

THE SCOPE OF THIS PROJECT IS FOR THE REPAIR DAMAGE DONE BY A HURRICANE. PROJECT INCLUDES FACADE RENOVATION AND ADA UPGRADES.

DESIGN CRITERIA

USE GROUP/ OCCUPANCY:	BUSINESS - GROUP "B"	
CONSTRUCTION TYPE:	TYPE V-B	
ALTERATION LEVEL:	LEVEL II	
PROJECT AREA:	OFFICE: 2,228SF	
OCCUPANT LOAD	CALCULATED BUSINESS: 2,228/100= TOTAL=	 22 OCC 22 OCC

NUMBER OF EXITS: 1

MAX ALLOWED DISTANCE TO EXIT= 200 FT

ACTUAL MAXIMUM TRAVEL DISTANCE= 91'-9"

MAXIMUM ALLOWED DEAD END CORRIDOR= 20 FT

ACTUAL DEAD END CORRIDOR= 0 FT

FLAME SPREAD OF FINISHES
VERTICAL EXIT AND PASSAGEWAYS - CLASS B
EXIT ACCESS CORRIDORS AND OTHER EXITWAYS - CLASS C
ROOMS AND ENCLOSED SPACES - CLASS C

ELEVATION OF THE FLOOR SURFACE ON BOTH SIDES OF A DOOR SHALL NOT VARY BY MORE THAN 1/2" FOR A DISTANCE NOT LESS THAN THE WIDEST LEAF

PRODUCT APPROVAL: THE CONTRACTOR SHALL MAKE AVAILABLE TO THE BUILDING INSPECTOR ANY DOCUMENTATION NECESSARY TO VERIFY THAT ALL PRODUCTS REQUIRING APPROVAL PER FS 553.842 ARE IN COMPLIANCE.

NEW AND EXISTING BUILDINGS SHALL HAVE APPROVED ADDRESS NUMBERS PLACED IN A POSITION TO BE PLAINLY LEGIBLE AND VISIBLE FROM THE STREET OR ROAD FRONTING THE PROPERTY. ADDRESS NUMBERS SHALL CONTRAST WITH THEIR BACKGROUND. NFPA1, 16.11.1.1, 10.12.1.2 & 10.12.1.2.1, FLORIDA 2010 EDITION. EXISTING ADDRESS NUMBERING IS LOCATED ON SIGN OUT FRONT AND FRONT OF BUILDING CONTRACTOR SHALL VERIFY COMPLIANCE AND PROVIDE 6" HIGH ADDRESS NUMBERS IF NOT PRESENT.

THE CONTRACTOR SHALL MAKE AVAILABLE TO THE BUILDING INSPECTOR ANY DOCUMENTATION NECESSARY TO VERIFY THAT ALL PRODUCTS REQUIRING PRODUCT APPROVAL PER FS 553.842 ARE IN COMPLIANCE.

APPLICABLE CODES + STANDARDS

FLORIDA BUILDING CODE, EXISTING BUILDING (FBC-EB)	6TH EDITION (2017)
FLORIDA BUILDING CODE, BUILDING (FBC-B)	6TH EDITION (2017)
FLORIDA BUILDING CODE, ACCESSIBILITY (FBC-A)	6TH EDITION (2017)
FLORIDA BUILDING CODE, MECHANICAL (FBC-M)	6TH EDITION (2017)
FLORIDA BUILDING CODE, FUEL GAS (FBC-FG)	6TH EDITION (2017)
FLORIDA BUILDING CODE, PLUMBING (FBC-P)	6TH EDITION (2017)
FLORIDA FIRE PREVENTION CODE (FFPC)	6TH EDITION
NATIONAL ELECTRICAL CODE (NEC)	2014 EDITION
FLORIDA FIRE PREVENTION CODE (FFPC)	6TH EDITION (2015)

SYMBOLS LEGEND

BUILDING SECTION

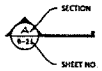

ENLARGED PLAN/DETAIL

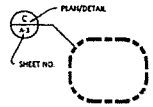

BUILDING ELEVATION

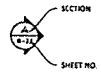

BREAK LINES

COLUMN INDICATOR:

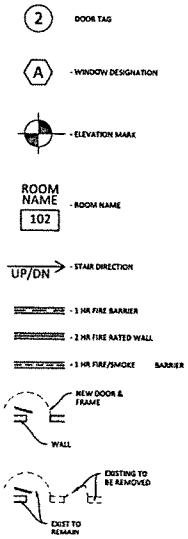

ABBREVIATIONS

&	AND
@	AT
AB	ANCHOR BOLT
A/C	AIR CONDITIONER
ACOUS	ACOUSTICAL
ADD	ADDENDUM
ADJ	ADJACENT
AFF	ABOVE FINISHED FLOOR
AGGR	AGGREGATE
ALT	ALTERNATIVE
ALUM	ALUMINUM
AO	ACCESS OPENING
APPROX	APPROXIMATE
ARCH	ARCHITECTURAL
ASPH	ASPHALT
B	BOTTOM
BLDG	BUILDING
BLKG	BLOCKING
BM	BENCH MARK
BO	BOTTOM OF
BRG	BEARING
C	CHANNEL
CANT	CANTILEVER
CIP	CAST IN PLACE
CJ	CONSTRUCTION JOINT
CL, <	CENTER LINE
CMU	CONCRETE MASONRY UNIT
COL	COLUMN
CONC	CONCRETE
CONN	CONNECTION
CONST	CONSTRUCTION
CONT	CONTINUOUS
CR	COLD ROLLED
CTR	CENTER
DBL	DOUBLE
DEG, °	DEGREES
DET	DETAIL
DIA,ø	DIAMETER
DIM	DIMENSION
DL	DEAD LOAD
DTL	DETAIL
DWG	DRAWING
DWL	DOWEL
EA	EACH
EJ	EXPANSION JOINT
ELEV	ELEVATION
ELEC	ELECTRICAL
EMBED	EMBEDMENT
ENCL	ENCLOSED
ENGR	ENGINEER
EQ	EQUAL
EST	ESTIMATED
EW	EACH WAY
EXIST	EXISTING
EXT	EXTERIOR
FAB	FABRICATE
FBC	FLORIDA BUILDING CODE
FD	FLOOR DRAIN
FDN	FOUNDATION
FF	FINISHED FLOOR
FFE	FINISHED FLOOR ELEVATION
FG	FINISHED GRADE
FIN	FINISH
FL	FLOOR
FT	FELT
FTG	FOOTING
GA	GAUGE
GALV	GALVANIZED
GC	GENERAL CONTRACTOR
GEN	GENERAL
GND	GROUND
GYP	GYPSUM
HC	HOLLOW CORE
HDR	HEADER
HORIZ	HORIZONTAL
HT	HEIGHT
HVAC	HEATING , VENTILATION & A/C
IN	INCH
INSUL	INSULATION
INT	INTERIOR
JT	JOINT
K	KIPS
KSI	KIPS PER SQUARE INCH
KSF	KIPS PER SQUARE FOOT
L	ANGLE
LAM	LAMINATED
LBS	POUNDS
LL	LIVE LOAD
LLBB	LONG LEG BACK TO BACK
LLH	LONG LEG HORIZONTAL
LLV	LONG LEG VERTICAL
LWC	LIGHT WEIGHT CONCRETE
MAX	MAXIMUM
MBR	MEMBER
MECH	MECHANICAL
MFGR	MANUFACTURER
MIN	MINIMUM
MISC	MISCELLANEOUS
ML	MATCH LINE
MO	MASONRY OPENING
MTL	METAL
N/A	NOT APPLICABLE
NIC	NOT IN CONTRACT
NOM	NOMINAL
NS	NON SHRINK
NTS	NOT TO SCALE
OC	ON CENTER
PCF	POUNDS PER CUBIC FOOT
PL, >	PLATE
PLF	POUNDS PER LINEAR FOOT
PREFAB	PREFABRICATED
PRELIM	PRELIMINARY
PSF	POUNDS PER SQUARE FOOT
PSI	POUNDS PER SQUARE INCH
PT	PRESSURE TREATED
RAD	RADIUS
REF	REFERENCE
REINF	REINFORCED
REQ	REQUIRED
SCHED	SCHEDULE
SECT	SECTION
SF	SQUARE FOOT
SIM	SIMILAR
SJI	STEEL JOIST INSTITUTE
SLBB	SHORT LEG BACK TO BACK
SPEC	SPECIFICATION
SQ	SQUARE
STD	STANDARD
STL	STEEL
SYM	SYMMETRICAL
T	TOP
T&B	TOP & BOTTOM
TEMP	TEMPERED
TOC	TOP OF CONCRETE
TOM	TOP OF MASONRY
TOS	TOP OF STEEL
UNF	UNFINISHED
UON	UNLESS OTHERWISE NOTED
VERT	VERTICAL
W/	WITH
W/O	WITH OUT
WWF	WELDED WIRE FABRIC

BCE
BARKLEY CONSULTING ENGINEERS, INC.
2840 REMINGTON GREEN CIR
TALLAHASSEE, FLORIDA 32308
OFFICE 850.297.0440
FL COA# 8714 • FL# AA 26002321

REVISIONS:		
No:	Date:	Remarks:

OCEANSIDE TITLE, INC.
STORM DAMAGE REPAIRS
4442 LAFAYETTE ST.
MARIANNA, FL

OCEANSIDE TITLE, INC.
--
4442 LAFAYETTE ST.
MARIANNA, FL

DRAWN:	CJ
DESIGNED:	IEJ
APPROVED:	DRB
DATE:	10/9/2019
#19-00130	

Douglas R. Barkley M.S., P.E.
FL P.E. # 45050

PROJECT INFO & LIFE SAFETY

A-1.1

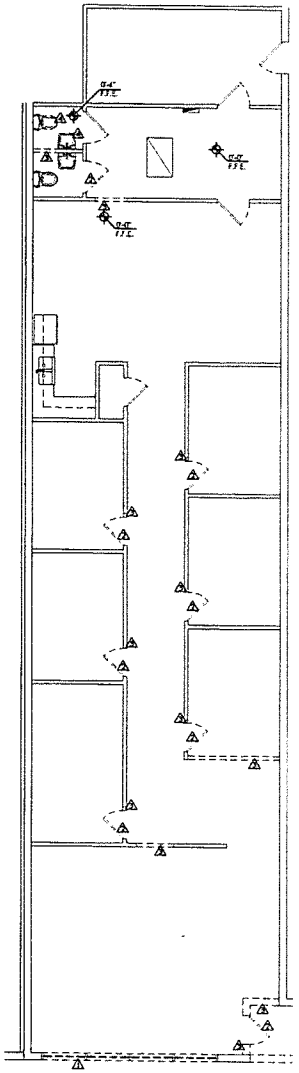

EXISTING/DEMO PLAN

SCALE 1/4"=1'-0"

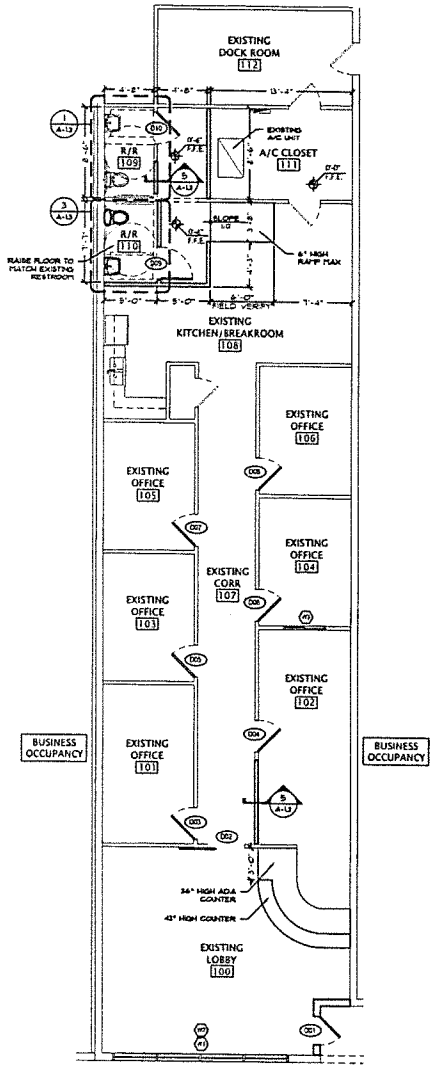

NEW FLOOR PLAN

SCALE 1/4"=1'-0"

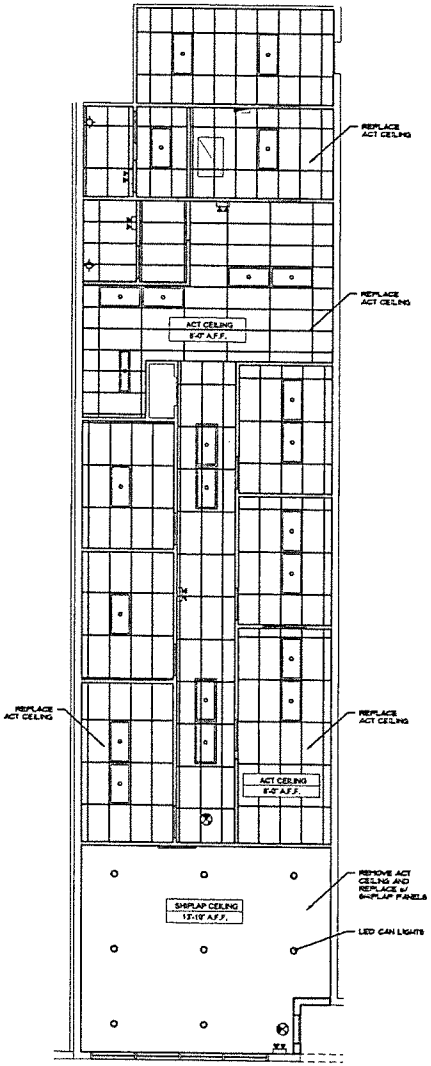

REFLECTED CEILING PLAN

SCALE 1/4"=1'-0"

DEMO NOTES	
TAG	DESCRIPTION
1	REMOVE EXISTING WINDOW AND CASING.
2	REMOVE EXISTING DOOR AND CASING.
3	REMOVE EXISTING WALL TO F.F.E.
4	REMOVE EXISTING PLUMBING FIXTURES AND CAP PLUMBING.

LEGEND	
TYPE	DESCRIPTION
	EXISTING WALLS
	NEW WALLS

BCE
BARKLEY CONSULTING ENGINEERS, INC.
2840 REMINGTON GREEN CIR
TALLAHASSEE, FLORIDA 32308
OFFICE 850.297.0440
FL COA# 5118 • FL# AA #0002721

REVISIONS:		
No:	Date:	Remarks:

OCEANSIDE TITLE, INC.
STORM DAMAGE REPAIRS
4442 LAFAYETTE ST. MARIANNA, FL

OCEANSIDE TITLE, INC.
4442 LAFAYETTE ST. MARIANNA, FL

DRAWN:	GJ
DESIGNED:	IEJ
APPROVED:	DRB
DATE:	6/2/2020

#19-00130

Douglas R. Barkley M.S., P.E.
FL P.E. # 43090

FLOOR PLANS

A-1.2

DOOR SCHEDULE

DOOR No.	WIDTH	HEIGHT	TYPE	DR. MATL.	DR. FIN.	FIRE RATED	HOUR RET.	CLOSER	SIGNAGE	FRAME MATL.	FRAME FIN.	REMARKS
WAREHOUSE												
D01	3'-0"	x 6'-8"	C	WOOD	PAINTED	-	A	X	-	WOOD	PAINTED	-
D02	3'-0"	x 6'-8"		WOOD	PAINTED	-	C	-	-	WOOD	PAINTED	BARN DOOR
D03	3'-0"	x 6'-8"	A	WOOD	PAINTED	-	D	X	-	WOOD	PAINTED	-
D04	3'-0"	x 6'-8"	A	WOOD	PAINTED	-	B	-	-	WOOD	PAINTED	-
D05	3'-0"	x 6'-8"	C	WOOD	PAINTED	-	B	-	-	WOOD	PAINTED	-
D06	3'-0"	x 6'-8"	C	WOOD	PAINTED	-	B	-	-	WOOD	PAINTED	-
D07	3'-0"	x 6'-8"	B	WOOD	PAINTED	-	A	X	-	WOOD	PAINTED	-
D08	3'-0"	x 6'-8"	A	WOOD	PAINTED	-	C	-	-	WOOD	PAINTED	-
D09	3'-0"	x 6'-8"	C	WOOD	PAINTED	-	B	-	-	WOOD	PAINTED	-
D10	3'-0"	x 6'-8"	C	WOOD	PAINTED	-	B	-	-	WOOD	PAINTED	-

NOTE:
1. CONFIRM ALL DOOR STYLES WITH OWNER.

DOOR HARDWARE

A.	ENTRY SET LEVER HANDLES CYLINDER W/THUMBTURN OVERHEAD CLOSER BUTT HINGES ACCESSIBLE THRESHOLD AND SWEEP WEATHERSTRIPPING SIGN READING 'DOOR SHALL REMAIN UNLOCKED DURING BUSINESS HOURS'	B.	PRIVACY SET LEVER HANDLES BUTT HINGES HINGE CLOSER	C.	MANUFACTURER'S STANDARD WITH LOCKSET	D.	PRIVACY LOCKSET LEVER HANDLES KEYED CYLINDER W/ THUMBTURN OVERHEAD CLOSER BUTT HINGES ACCESSIBLE THRESHOLD AND SWEEP WEATHERSTRIPPING

BLDG 45 - WINDOW SCHEDULE

MARK	WIDTH	HEIGHT	TYPE	GLAZING	FIRE RATED	HOUR RET.	CLOSER	HEAD HT.	FRAME MATL.	FRAME FIN.	REMARKS
1ST FLOOR											
W1	4'-0"	x6'-10"	D	TEMP.	-	-	-	8'-10"	METAL	ANODIZED	STOREFRONT
W2	3'-3"	x3'-6"	B	TEMP.	-	-	-	10'-2"	METAL	ANODIZED	GLASS BLOCK WINDOW
W3	4'-0"	x4'-0"	C	TEMP.	-	-	-	7'-0"	METAL	ANODIZED	PASS THROUGH WINDOW

NOTE:
1. CONFIRM ALL DOOR STYLES WITH OWNER.
2. VERIFY ALL WINDOW DIMENSIONS WITH OWNER.

DOOR & WINDOW TYPE

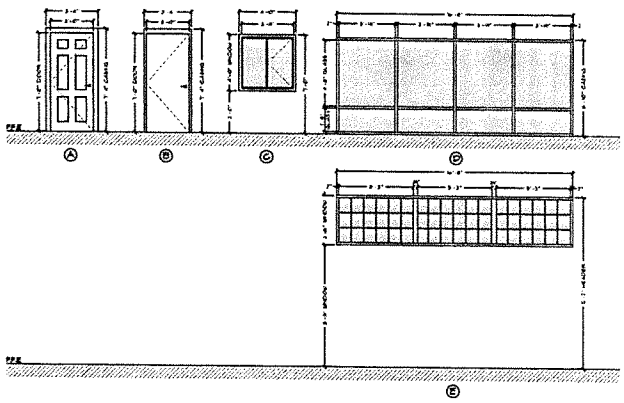

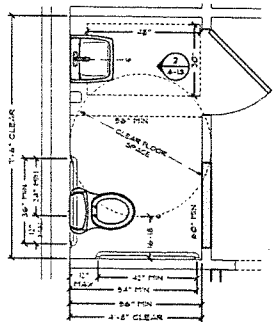

1 A-1.3 ENLARGED RESTROOM PLAN
SCALE 1/2"=1'-0"

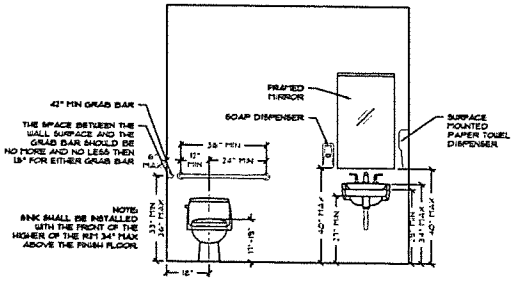

2 A-1.3 RESTROOM ELEVATION
SCALE 1/2"=1'-0"

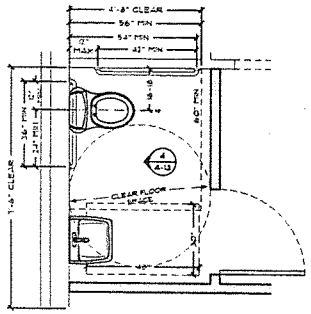

3 A-1.3 ENLARGED RESTROOM PLAN
SCALE 1/2"=1'-0"

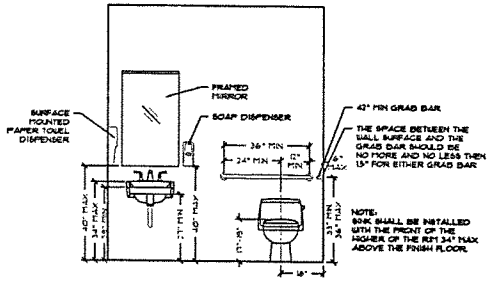

4 A-1.3 RESTROOM ELEVATION
SCALE 1/2"=1'-0"

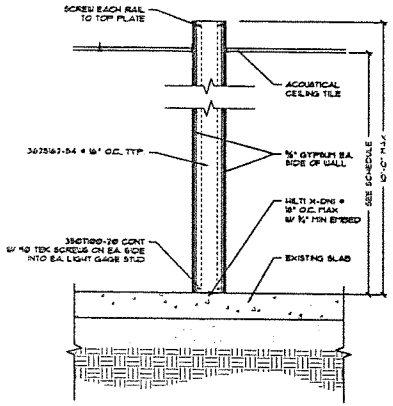

5 A-1.1 TYP. INTERIOR WALL DETAIL
SCALE 1 1/2"=1'-0"

BCE
BARKLEY CONSULTING ENGINEERS, INC.
2840 REMINGTON GREEN CIR
TALLAHASSEE, FLORIDA 32308
OFFICE #50.297.0440
FL COA# 8710 - FLA BA 26002331

REVISIONS:

No:	Date:	Remarks:

OCEANSIDE TITLE, INC.
STORM DAMAGE REPAIRS
4442 LAFAYETTE ST. MARIANNA, FL

OCEANSIDE TITLE, INC.
--
4442 LAFAYETTE ST. MARIANNA, FL

DRAWN:	GJ
DESIGNED:	IEJ
APPROVED:	DRB
DATE:	6/2/2020

#19-00130

Douglas R. Barkley M.S., P.E.
FL P.E. # 49090

SCHEDULES & DETAILS

A-1.3

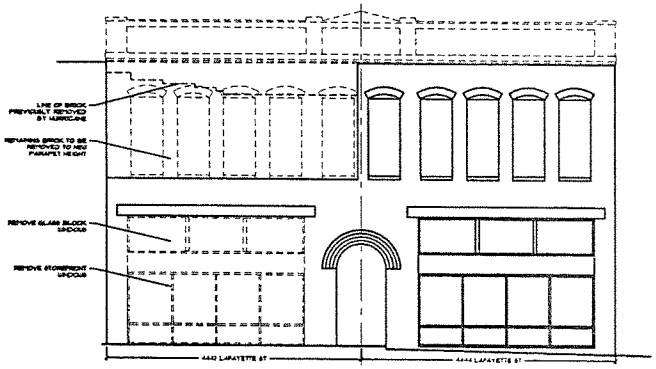

EXISTING ELEVATION

SCALE 3/16"=1'-0"

NEW ELEVATION

SCALE 3/16"=1'-0"

BCE

BARKLEY CONSULTING ENGINEERS, INC.
2840 REMINGTON GREEN CIR
TALLAHASSEE, FLORIDA 32308
OFFICE 850.297.0440
FL COA# 8718 - FLP AA 26002511

REVISIONS:		
No.	Date:	Remarks:

OCEANSIDE TITLE, INC.
STORM DAMAGE REPAIRS
4442 LAFAYETTE ST. MARIANNA, FL

OCEANSIDE TITLE, INC.
--
4442 LAFAYETTE ST. MARIANNA, FL

DRAWN:	CJ
DESIGNED:	IEJ
APPROVED:	DRB
DATE:	6/2/2020

#19-00130

Douglas R. Barkley M.S., P.E.
FL P.E. # 49090

ELEVATIONS

A-2.1