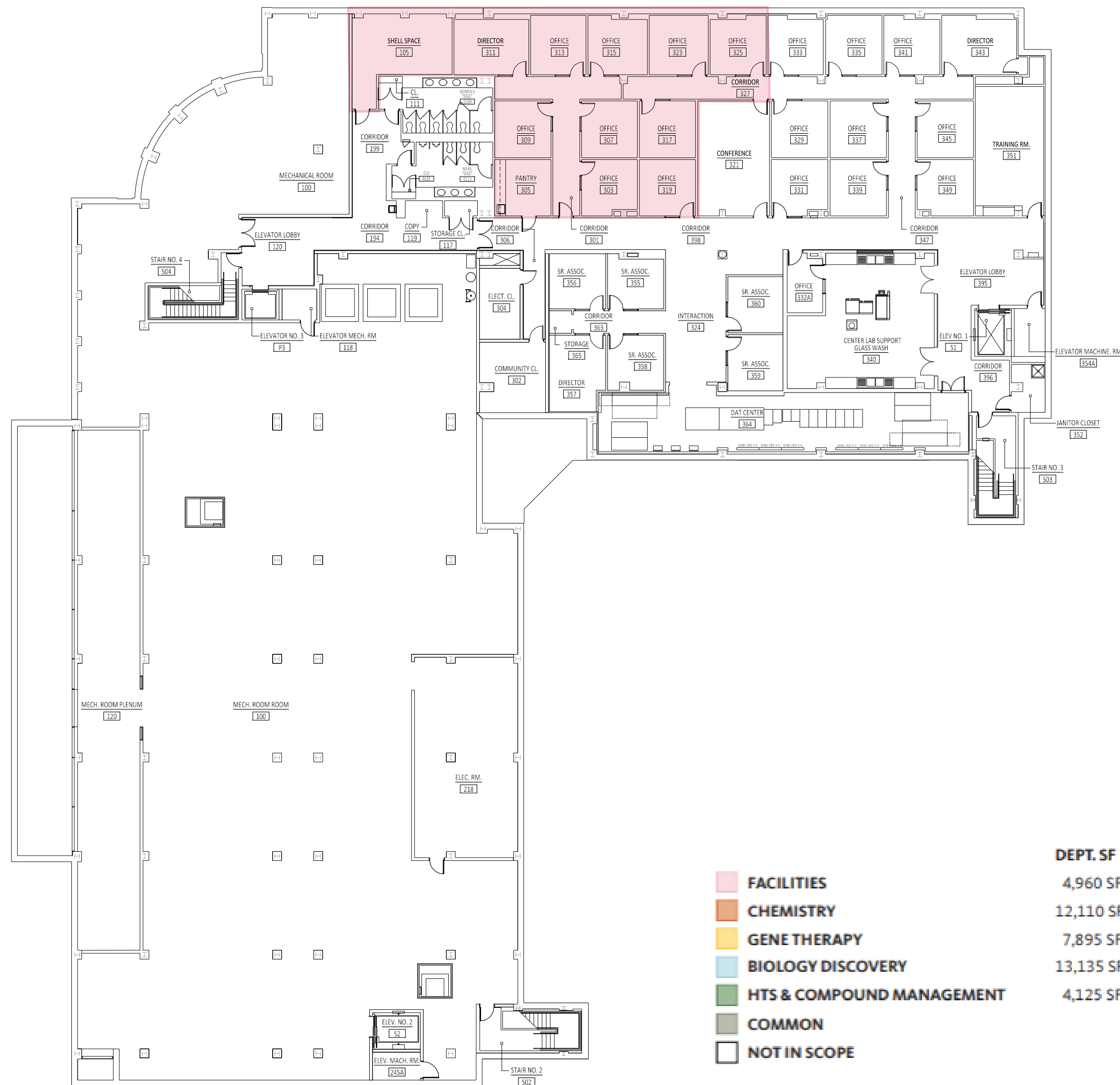
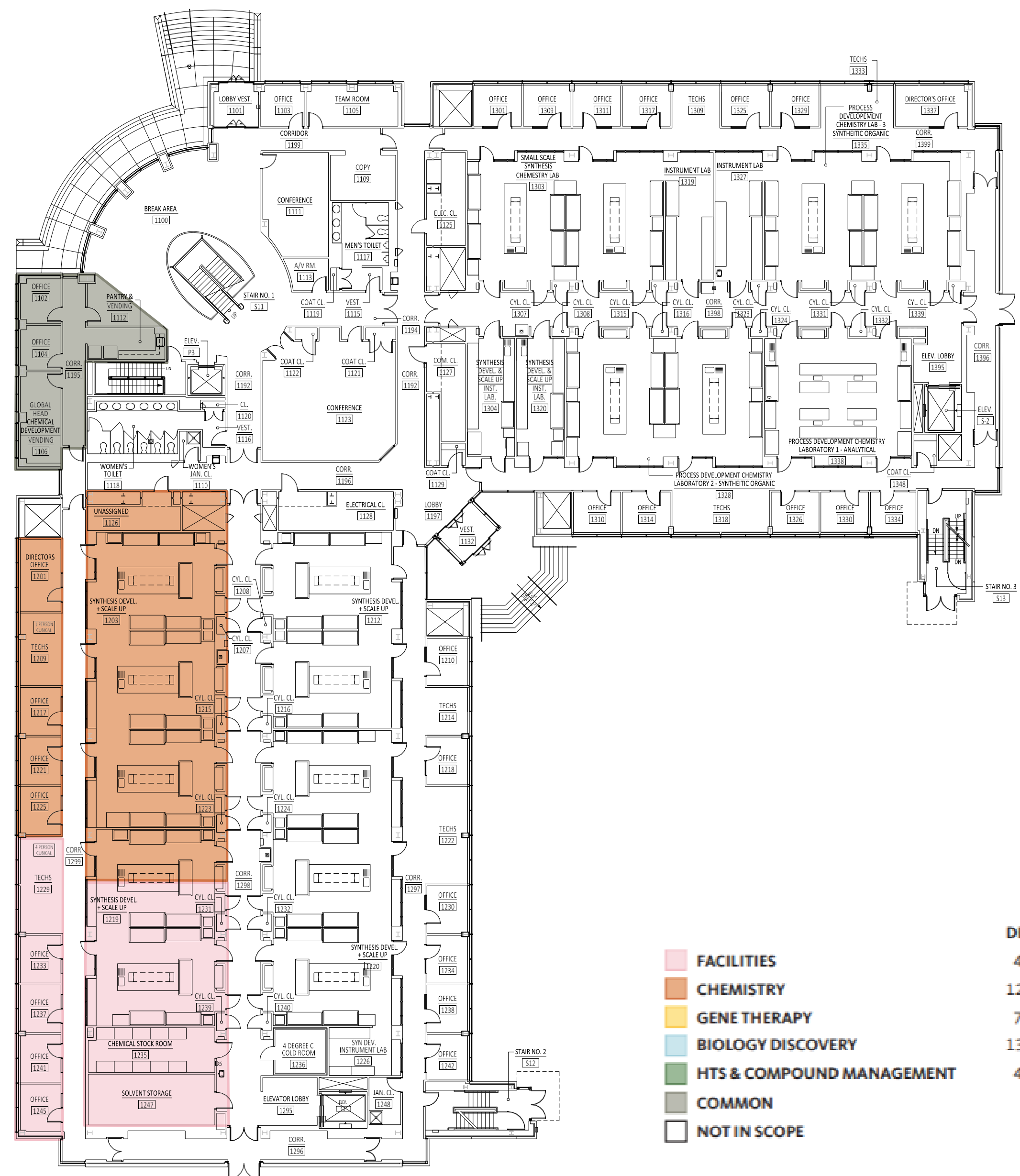


Basement – 3,632 RSF










1st Floor – 12,000 RSF



	DEPT. SF	HEADCOUNT
 FACILITIES	4,960 SF	17 (300 SF/person)
 CHEMISTRY	12,110 SF	49 (250 SF/person)
 GENE THERAPY	7,895 SF	32 (250 SF/person)
 BIOLOGY DISCOVERY	13,135 SF	73 (180 SF/person)
 HTS & COMPOUND MANAGEMENT	4,125 SF	12 (350 SF/person)
 COMMON		
 NOT IN SCOPE		

2nd Floor – 43,000 RSF



	DEPT. SF	HEADCOUNT
 FACILITIES	4,960 SF	17 (300 SF/person)
 CHEMISTRY	12,110 SF	49 (250 SF/person)
 GENE THERAPY	7,895 SF	32 (250 SF/person)
 BIOLOGY DISCOVERY	13,135 SF	73 (180 SF/person)
 HTS & COMPOUND MANAGEMENT	4,125 SF	12 (350 SF/person)
 COMMON		
 NOT IN SCOPE		

3rd Floor – 43,000 RSF



	DEPT. SF	HEADCOUNT
FACILITIES	4,960 SF	17 (300 SF/person)
CHEMISTRY	12,110 SF	49 (250 SF/person)
GENE THERAPY	7,895 SF	32 (250 SF/person)
BIOLOGY DISCOVERY	13,135 SF	73 (180 SF/person)
HTS & COMPOUND MANAGEMENT	4,125 SF	12 (350 SF/person)
COMMON		
NOT IN SCOPE		