

POTTSVILLE PARK PLAZA

POTTSVILLE, PA

520 POTTSVILLE PARK PLAZA

±4,015 - 18,108 SF AVAILABLE FOR LEASE

READING MSA

JOIN

weis

FINE WINE &
GOOD SPIRITS

COSMO PROF

RubyTuesday

WELLS
FARGO

JUNIOR ANCHOR SPACE AVAILABLE AT HIGH VOLUME WEIS ANCHORED CENTER



OWNED & MANAGED BY:

weis

metrocommercial.com | Plymouth Meeting, PA | Mount Laurel, NJ | Miami, FL | Philadelphia, PA

get in touch.

BRENDAN MULLIGAN

Office 610.260.2688

Direct 267.519.7582

bmulligan@metrocommercial.com

GRACE DANIELS

Office 610.260.2668

Direct 215.866.6110

gdaniels@metrocommercial.com



The information and images contained herein are from sources deemed reliable. However, Metro Commercial Real Estate, Inc. makes no representation whatsoever as to their accuracy or authenticity. Images shown may be modified for illustrative purposes. Images may be out-of-date and not current. 9.18.25

The information and images contained herein are from sources deemed reliable. However, Metro Commercial Real Estate, Inc. makes no representation whatsoever as to their accuracy or authenticity. Images shown may be modified for illustrative purposes. Images may be out-of-date and not current.

POTTSVILLE PARK PLAZA
POTTSVILLE, PA
 520 POTTSVILLE PARK PLAZA



www.metrocommercial.com



FAIRLANE VILLAGE MALL

Michael's
TJ-maxx
KOHL'S

Dunham's
LOWE'S
Boscov's

DOLLAR TREE

HARBOR FREIGHT
QUALITY TOOLS • LOWEST PRICES

MAVIS
DISCOUNT
TYRE



SITE

weis
RubyTuesday
COSMO PROF
FINE WINE &
GOOD SPIRITS



61

16,058 VPD



209

3,340 VPD

The information and images contained herein are from sources deemed reliable. However, Metro Commercial Real Estate, Inc. makes no representation whatsoever as to their accuracy or authenticity. Images shown may be modified for illustrative purposes. Images may be out-of-date and not current.

POTTSVILLE PARK PLAZA
POTTSVILLE, PA
520 POTTSVILLE PARK PLAZA



www.metrocommercial.com

STRONG CO-TENANCY



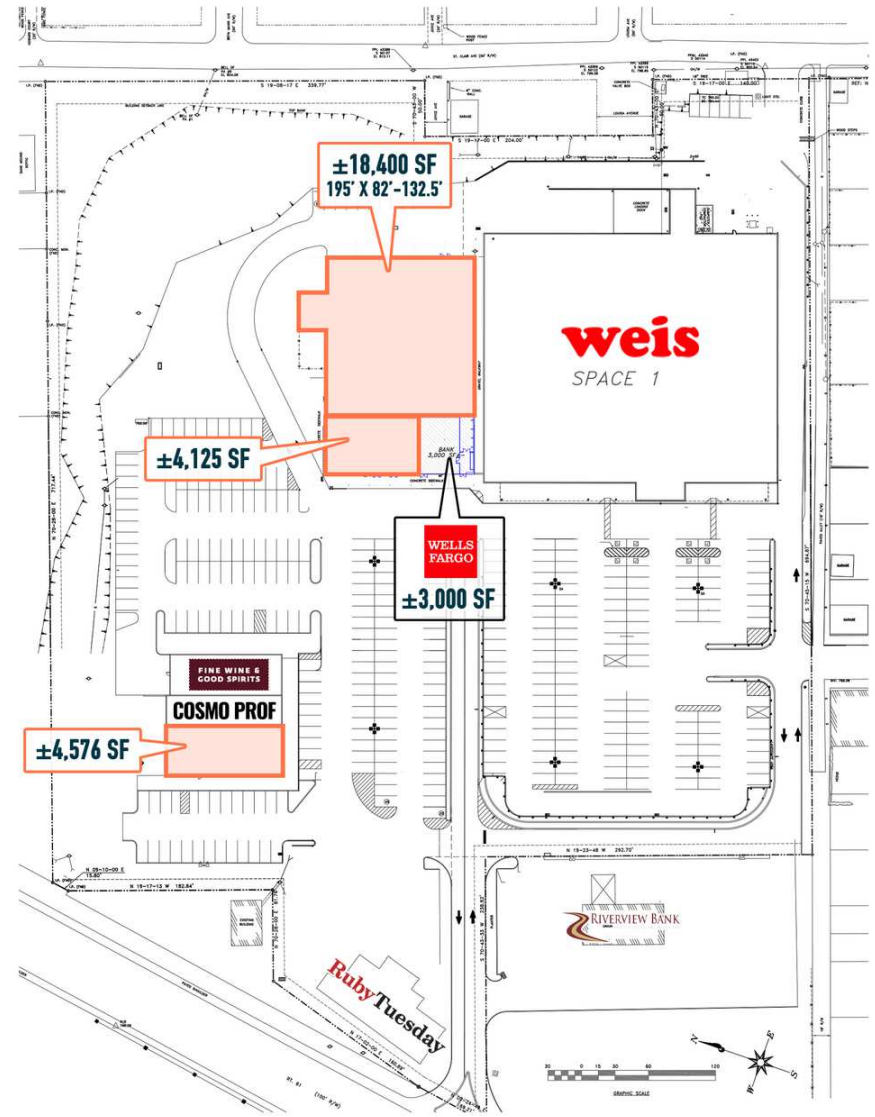
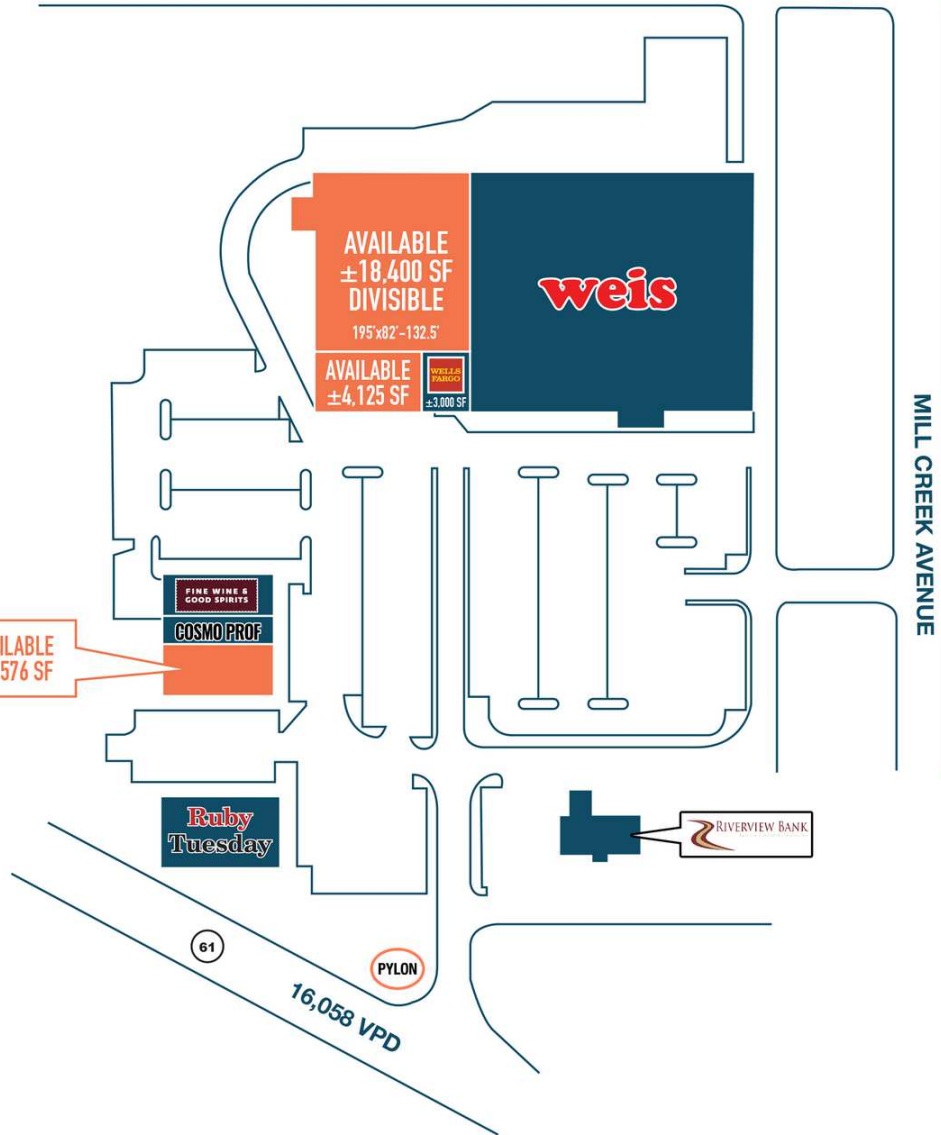
The information and images contained herein are from sources deemed reliable. However, Metro Commercial Real Estate, Inc. makes no representation whatsoever as to their accuracy or authenticity. Images shown may be modified for illustrative purposes. Images may be out-of-date and not current.

POTTSVILLE PARK PLAZA
POTTSVILLE, PA
520 POTTSVILLE PARK PLAZA



www.metrocommercial.com

SITE PLAN



Commercial Real Estate, Inc. makes no representation whatsoever as to their accuracy or authenticity. Images shown may be modified for illustrative purposes. Images may be out-of-date and not current. 9.24.25

However, Metro Commercial Real Estate, Inc. makes no representation whatsoever as to their accuracy or authenticity. Images shown may be modified for illustrative purposes. Images may be out-of-date and not current. 9.24.25

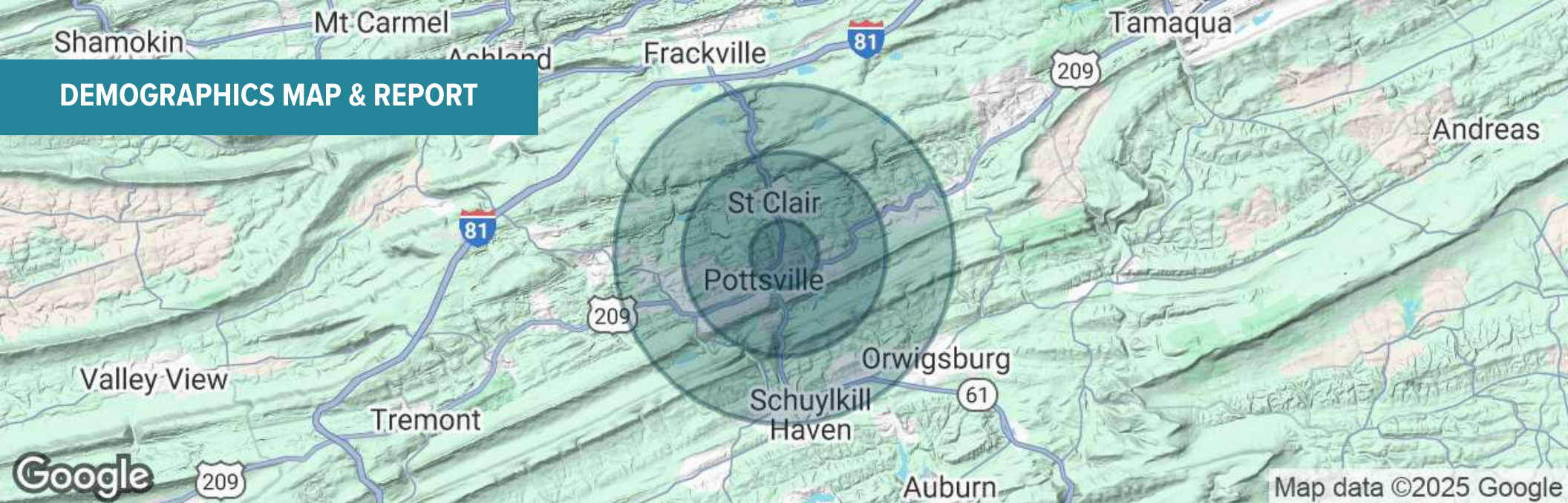
The information and images contained herein are from sources deemed reliable. However, Metro Commercial Real Estate, Inc. makes no representation whatsoever as to their accuracy or authenticity. Images shown may be modified for illustrative purposes. Images may be out-of-date and not current.

POTTSVILLE PARK PLAZA
POTTSVILLE, PA
520 POTTSVILLE PARK PLAZA



www.metrocommercial.com

DEMOGRAPHICS MAP & REPORT



POPULATION	1 MILE	3 MILES	5 MILES
Total Population	5,092	22,790	36,464
Average Age	45	45	45
Average Age (Male)	43	43	43
Average Age (Female)	47	46	46
HOUSEHOLDS & INCOME	1 MILE	3 MILES	5 MILES
Total Households	2,037	9,896	15,568
# of Persons per HH	2.5	2.3	2.3
Average HH Income	\$61,751	\$73,006	\$74,957
Average House Value	\$122,994	\$140,683	\$151,611

Demographics data derived from AlphaMap

The information and images contained herein are from sources deemed reliable. However, Metro Commercial Real Estate, Inc. makes no representation whatsoever as to their accuracy or authenticity. Images shown may be modified for illustrative purposes. Images may be out-of-date and not current.

POTTSVILLE PARK PLAZA
POTTSVILLE, PA
520 POTTSVILLE PARK PLAZA



www.metrocommercial.com