

LILLIBRIDGE HEALTHCARE SERVICES

AVAILABLE MEDICAL OFFICE INVENTORY

FIRST QUARTER 2024

JACK SCHUBER

Regional Leasing Director

jack.schuber@lillibridge.com

Lillibridge.com



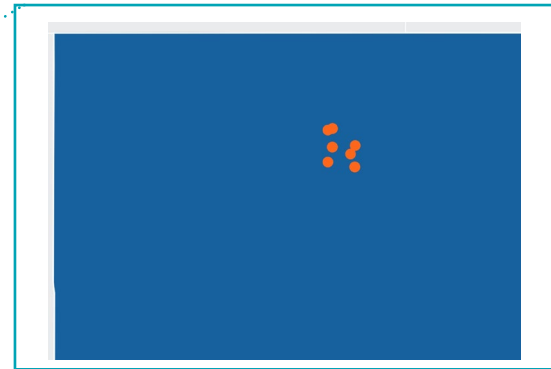
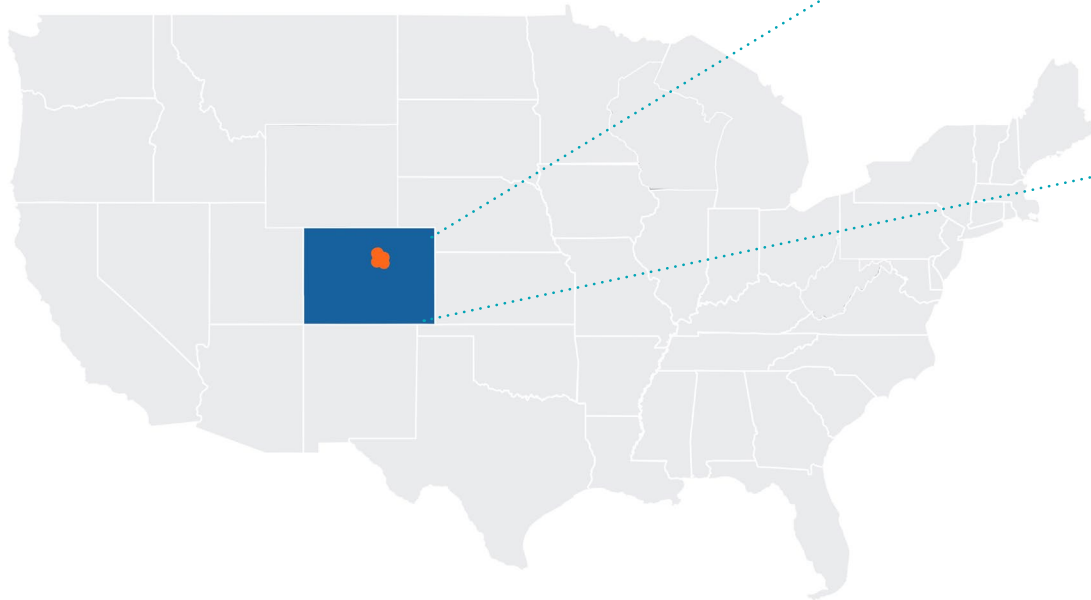
TABLE OF CONTENTS

TERRITORY

PAGE

COLORADO

3



LILLIBRIDGE HEALTHCARE SERVICES

COLORADO PROPERTIES

COMMUNITY PHYSICIANS PAVILION

300 Exempla Circle
Lafayette, CO 80026



SUITE	RSF	AVAILABLE
130	9,888	Now
270	2,267	Now
360	3,006	Now

MAX CONTIG. SF	7,690 RSF
BUILDING SF	68,370 RSF

DAKOTA RIDGE

13402 West Coal Mine Avenue
Littleton, CO 80127



SUITE	RSF	AVAILABLE
105	3,792	Now
220	1,281	Now

MAX CONTIG. SF	3,792 RSF
BUILDING SF	62,214 RSF

EXEMPLA GOOD SAMARITAN MEDICAL

340 Exempla Circle
Lafayette, CO 80026



SUITE	RSF	AVAILABLE
400	6,500	Now

BUILDING SF	37,015 RSF
--------------------	-------------------

GREEN VALLEY RANCH MOB

4809 Argonne Street
Denver, CO 80249



SUITE	RSF	AVAILABLE
120	3,943	Now
145	1,668	Now
210	2,661	Now

MAX CONTIG. SF	6,540 RSF
BUILDING SF	45,761 RSF

[CLICK FOR MORE ABOUT THESE PROPERTIES](#)

**LUTHERAN
MOB II**

3550 North Lutheran Pkwy
Wheat Ridge, CO 80033



SUITE	RSF	AVAILABLE
G-20	6,152	Now
G-25	1,100	Now
100	10,300	Now
201	9,580	Now

FULL BUILDING AVAILABLE	
BUILDING SF	45,761 RSF

**POTOMAC
MEDICAL PLAZA**

1550 South Potomac Street
Aurora, CO 80012



SUITE	RSF	AVAILABLE
215	1,188	Now
220	2,761	Now
240	1,649	Now
315	1,697	Now
325	1,180	Now
340	2,547	Now

MAX CONTIG. SF	5,598 RSF
BUILDING SF	76,086 RSF

**SIERRA MEDICAL
BUILDING**

9399 Crown Crest Boulevard
Parker, CO, 80138




SUITE	RSF	AVAILABLE
215	3,639	Now
230	3,440	Now
320	1,480	Now
401	5,715	Now
422	1,391	Now
SHELL-1	2,288	Now
SHELL-4	1,809	Now

MAX CONTIG. SF	5,715 RSF
BUILDING SF	75,091 RSF

**AVISTA TWO
MEDICAL PLAZA**

80 Health Park Drive
Parker, CO 80138



SUITE	RSF	AVAILABLE
105	11,722	Now

BUILDING SF	80,085 RSF
--------------------	-------------------

[CLICK FOR MORE ABOUT THESE PROPERTIES](#)

FULLY LEASED PROPERTIES

PROPERTY	CROWN POINT HEALTHCARE PLAZA	LUTHERAN MOB III	LUTHERAN MOB IV
ADDRESS	9235 Crown Crest Blvd Parker, CO 80138	3455 North Lutheran Wheat Ridge, CO 80033	3555 North Lutheran Wheat Ridge, CO 80033
BUILDING SF	19,136 RSF	62,040 RSF	45,903 RSF