



SAN FRANCISCO, CA

**JEFFREY IDA**

Founding Principal

E: [jida@lee-associates.com](mailto:jida@lee-associates.com)

C: (415) 828-7679

LIC: 01826381


**DOUG OGARD**

Vice President


E: [dogard@lee-associates.com](mailto:dogard@lee-associates.com)

C: (415) 842-1889

LIC: 02103324



1443 Yosemite Ave  
13,000 SF



1475 Yosemite Ave  
4,000 SF



1450 Armstrong Ave  
8,000 SF



# FOR LEASE

**THREE WAREHOUSE/OFFICE UNITS**

Lee & Associates San Francisco Commercial Real Estate | 242 California Street, San Francisco, CA 94111 | [www.lee-associates.com](http://www.lee-associates.com)

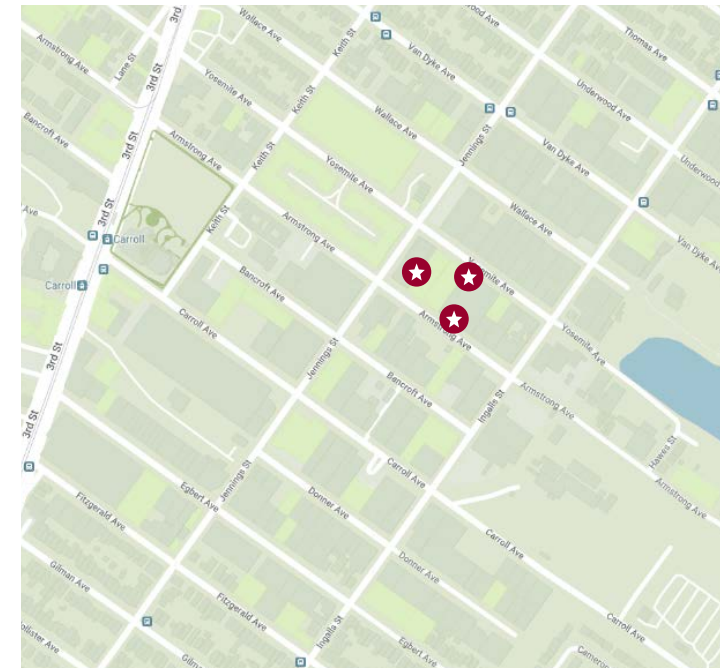
*All information furnished regarding property for sale, rental or financing is from sources deemed reliable, but no warranty or representation is made to the accuracy thereof and same is submitted to errors, omissions, change of price, rental or other conditions prior to sale, lease or financing or withdrawal without notice. No liability of any kind is to be imposed on the broker herein.*

# PROPERTY HIGHLIGHTS

- Zoned PDR-2 for a Variety of Uses
- 200 Amp 480 V (Per Unit, tenant to confirm)
- 1450 Armstrong: Heavy Power, 600amps, 480v, 3-Phase
- Fiber Optic Cable in 1450 Armstrong
- 1 Unisex Bathroom (Per Unit)
- 1 Automatic Roll-up door (Per Unit)
- Easy Access to Public Transit and Major Freeways
- Clear Span Warehouses

Address	Total SF	Price/SF/Month	Office SF	Max Height
<del>1441 Yosemite Ave</del>	4,200 SF	<b>LEASED</b>	500 SF Office	28'
1443 Yosemite Ave*	13,000 SF	\$1.57 IG	1,200 SF Office	22'
1475 Yosemite Ave*	4,000 SF	\$1.57 IG	400 SF Office	22'
1450 Armstrong Ave	8,000 SF	\$1.57 IG	340 SF Office	31'
<del>1490 Armstrong Ave (Corner Unit)</del>	4,000 SF	<b>LEASED</b>	800 SF Office/Mezzanine	22'

\*1443 & 1475 Yosemite Ave - Occupancy Date TBD





# LOCATION MAP



## NEARBY TRANSIT



2min drive



5min drive






San Francisco International Airport

## NEARBY AMENITIES






# 1443 YOSEMITE AVE





□ ■ 1475 YOSEMITE AVE





□ ■ 1450 ARMSTRONG AVE







**JEFFREY IDA**  
Founding Principal  
E: [jida@lee-associates.com](mailto:jida@lee-associates.com)  
C: (415) 828-7679  
LIC: 01826381

**DOUG OGARD**  
Vice President  
E: [dogard@lee-associates.com](mailto:dogard@lee-associates.com)  
C: (415) 842-1889  
LIC: 02103324

