

EXECUTIVE SUMMARY



OFFERING SUMMARY

Lease Rate:	\$14.50 SF/yr (NNN)
Building Size:	20,000 SF
Available SF:	2,500 - 10,000 SF
Lot Size:	1.36 Acres
Number of Units:	4
Year Built:	2015
Submarket:	Southeast



PROPERTY OVERVIEW

This 20,000 square foot office flex building is located off of I-40 on SE 29th St & Sooner Rd in the Sooner Road Center. It has ample parking in front and back plus 12 ft drive-in bays in back for each unit.

SPACES	LEASE RATE	SPACE SIZE
Suites 100-101	\$14.50 SF/yr	2,500 - 5,000 SF
Suites 103-104	\$14.50 SF/yr	2,500 - 5,000 SF

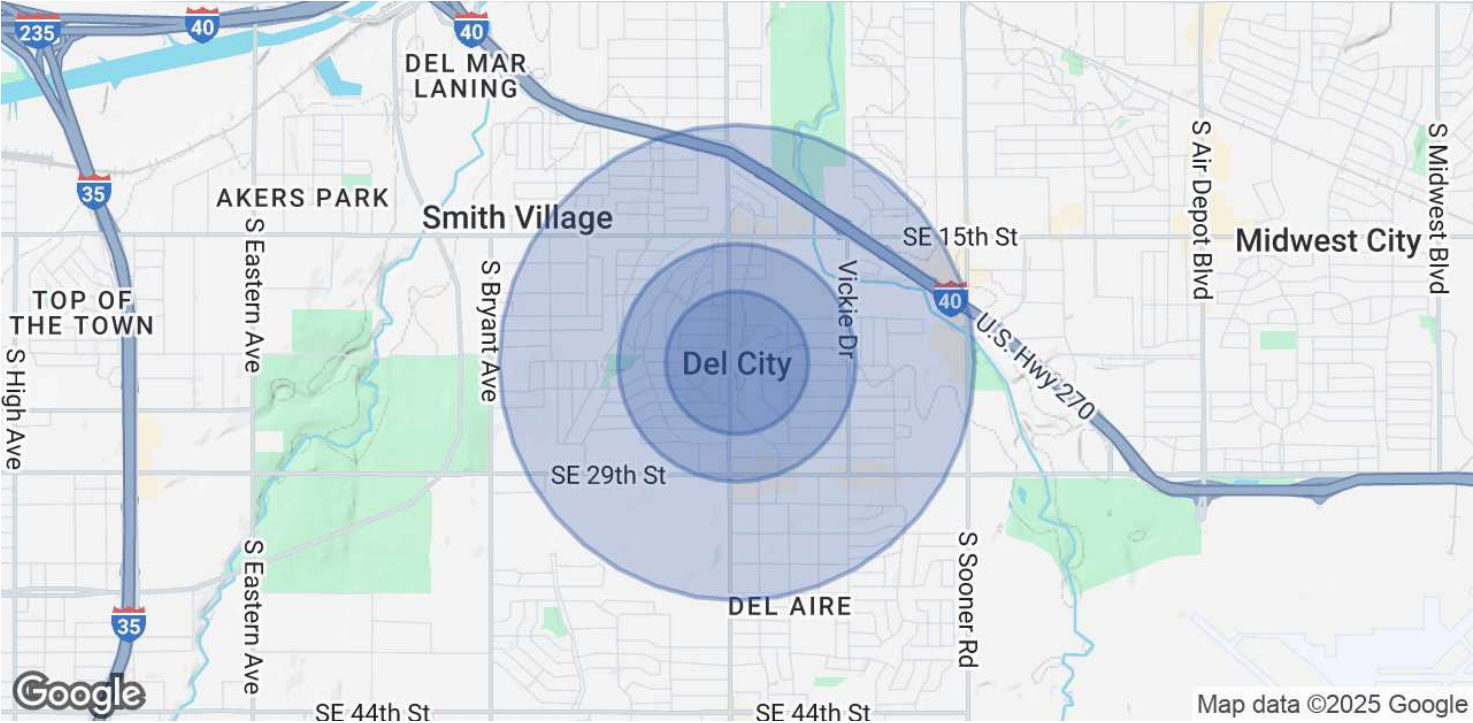
JASON HOGSETT  
405.919.5658  
jason@creekcre.com

## OFFICE FLEX MEDICAL



JASON HOGSETT  
405.919.5658  
jason@creekcre.com

DEMOGRAPHICS MAP & REPORT



POPULATION	0.3 MILES	0.5 MILES	1 MILE
Total Population	824	2,981	10,218
Average Age	38	38	38
Average Age (Male)	37	36	37
Average Age (Female)	39	39	40

HOUSEHOLDS & INCOME	0.3 MILES	0.5 MILES	1 MILE
Total Households	342	1,225	4,120
# of Persons per HH	2.4	2.4	2.5
Average HH Income	\$62,225	\$61,987	\$59,284
Average House Value	\$93,784	\$99,499	\$127,975

Demographics data derived from AlphaMap

JASON HOGSETT  
405.919.5658  
jason@creekcre.com