



149-163 NASHUA

PEPPERELL | MA

**TWO 36' CLEAR WAREHOUSE BUILDINGS FOR LEASE / BTS
UP TO 201,000 SF AND 253,750 SF**



WAREHOUSE



MANUFACTURING



DISTRIBUTION



FULLY PERMITTED
& ENTITLED

TREMENDOUS FLEXIBILITY AND SUBDIVISION

149-163 NASHUA
PEPPERELL MA



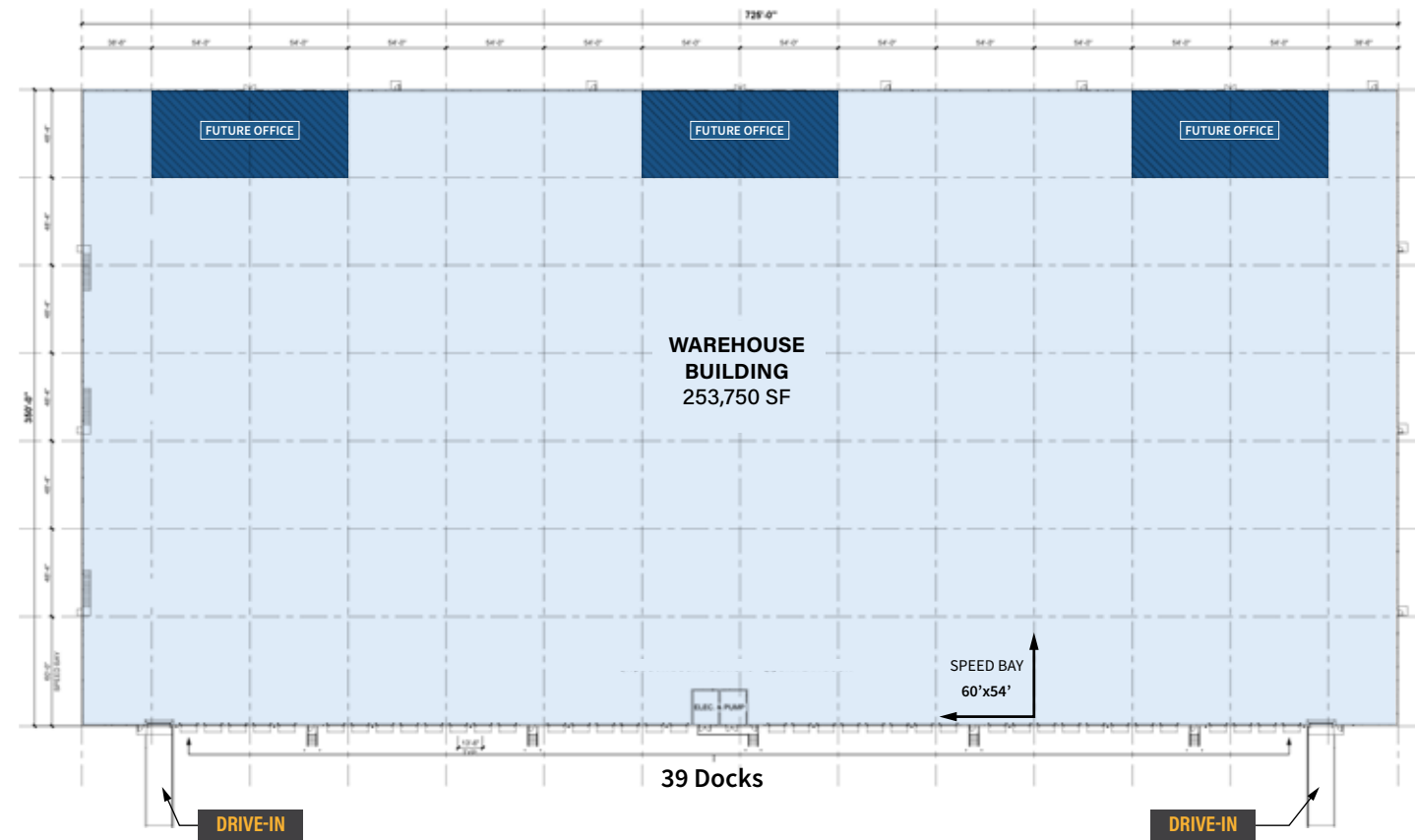
PROPERTY SUMMARY

Availability	
Building A	100,000 - 253,750 SF
Building B	100,000 - 201,000 SF
Loading	
Building A	39 docks, 2 drive-ins
Building B	36 docks, 2 drive-ins
Parking	
Building A	30 trailer spots, 100 parking spots
Building B	30 trailer spots, 80 parking spots
Column spacing	
Building A	48'4" x 54' with 60' Speed Bay (Typical)
Building B	48' x 54' with 60' Speed Bay (Typical)
Office to suit	
Clear heights	36'

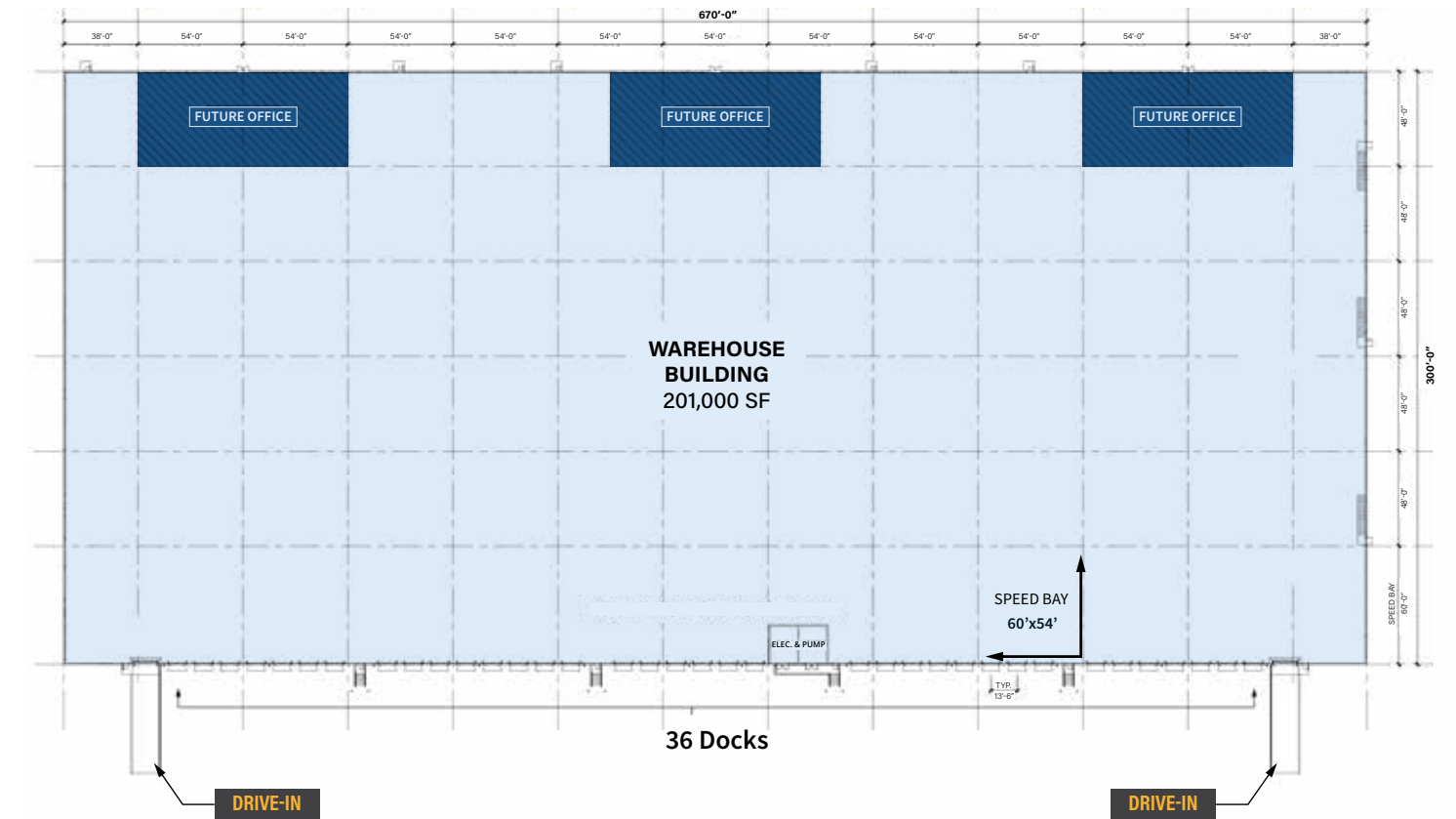


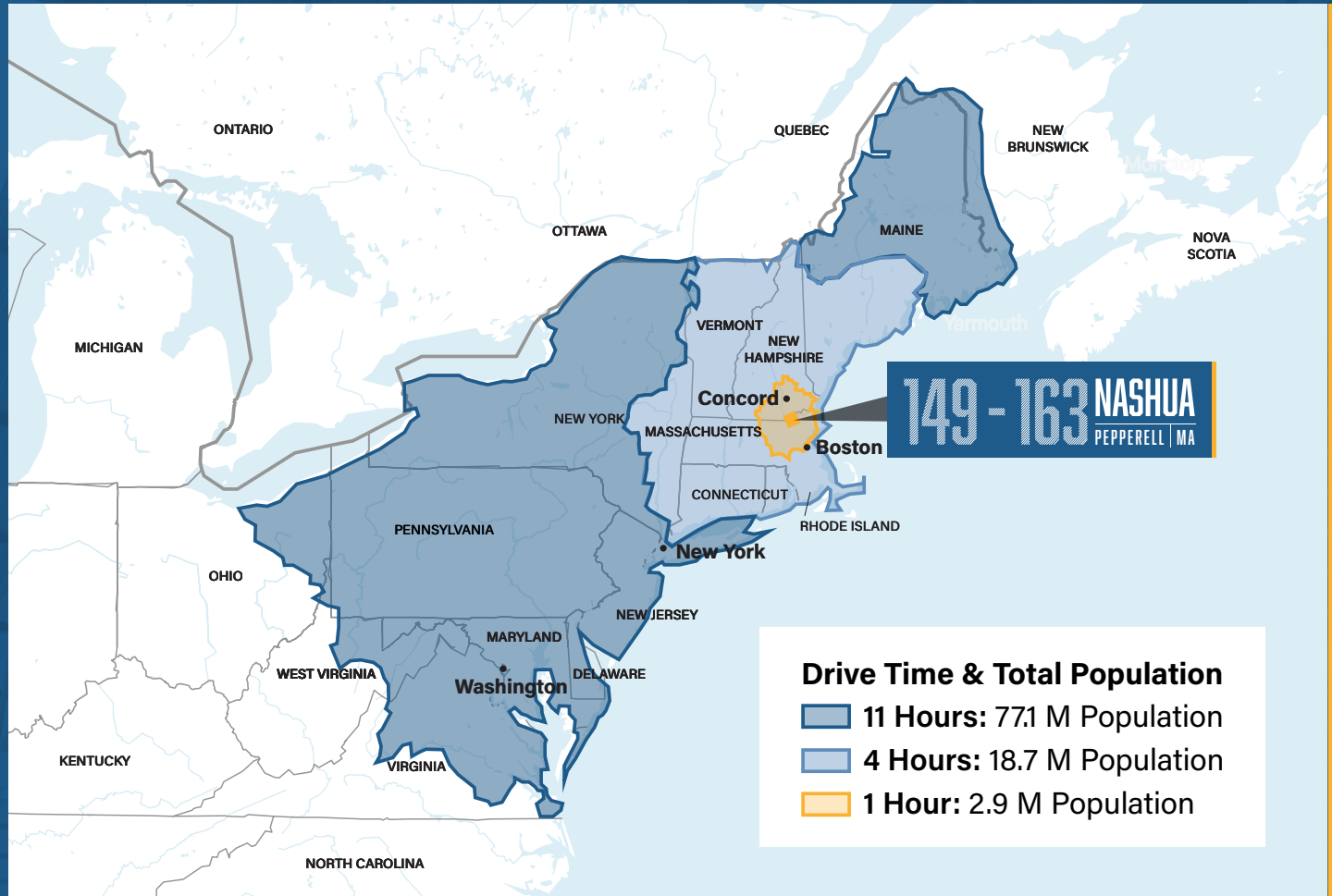
FLOOR PLANS

BUILDING A



BUILDING B





149-163 NASHUA

PEPPERELL | MA



For more information, contact the leasing team

BRIAN TISBERT

+1 617 531 4115
Brian.Tisbert@jll.com

MICHAEL CIUMMEI

+1 617 531 4285
Michael.Ciummei@jll.com

MATT PERRY

+1 617 316 6468
Matt.Perry@jll.com

DANIEL DEWING

+1 617 316 6419
Daniel.Dewing@jll.com

**UP TO
201,000 SF AND
253,750 SF
FOR LEASE / BTS**

CDP
Cervenka Development Partners

JLL

Although information has been obtained from sources deemed reliable, neither Owner nor JLL makes any guarantees, warranties or representations, express or implied, as to the completeness or accuracy as to the information contained herein. Any projections, opinions, assumptions or estimates used are for example only. There may be differences between projected and actual results, and those differences may be material. The Property may be withdrawn without notice. Neither Owner nor JLL accepts any liability for any loss or damage suffered by any party resulting from reliance on this information. If the recipient of this information has signed a confidentiality agreement regarding this matter, this information is subject to the terms of that agreement. ©2024. Jones Lang LaSalle IP, Inc. All rights reserved.