

# Bay Area Business Park

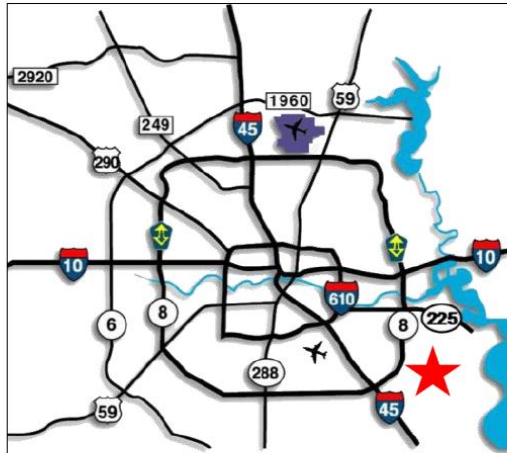
## Attractive Office/Warehouse Service Center

▶ ▶ ▶ 16910 Texas Avenue • Webster, Texas • 77598



### PROPERTY OVERVIEW

- Attractive Office/Warehouse
- Two Buildings Totaling 55,700 SF
- Conveniently Located Near NASA & Bay Area MedCenter
- Dock High Loading
- 1 Front Load Building & 1 Rear Load Building
- Concrete Tilt Wall Construction
- Ample Truck Apron
- 80' and 92' Bay Depths
- 2,420-11,647 SF Available
- 18' Clear Height
- Rate Specials



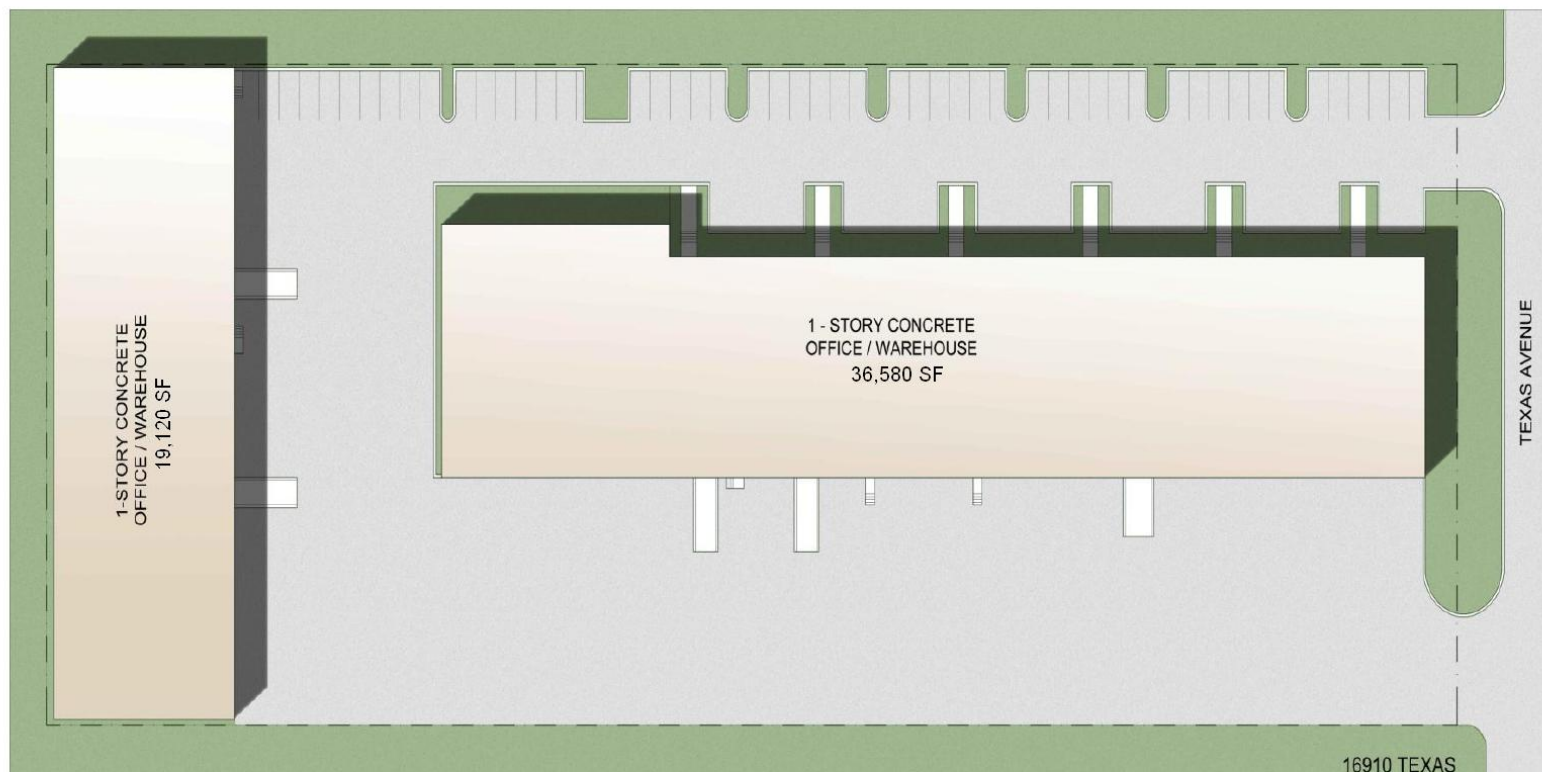
Jessica Walsh  
 Warehouse Associates  
 713.461.9696 Ext. 1454  
 832.517.4043  
[jwalsh@wadevelops.com](mailto:jwalsh@wadevelops.com)



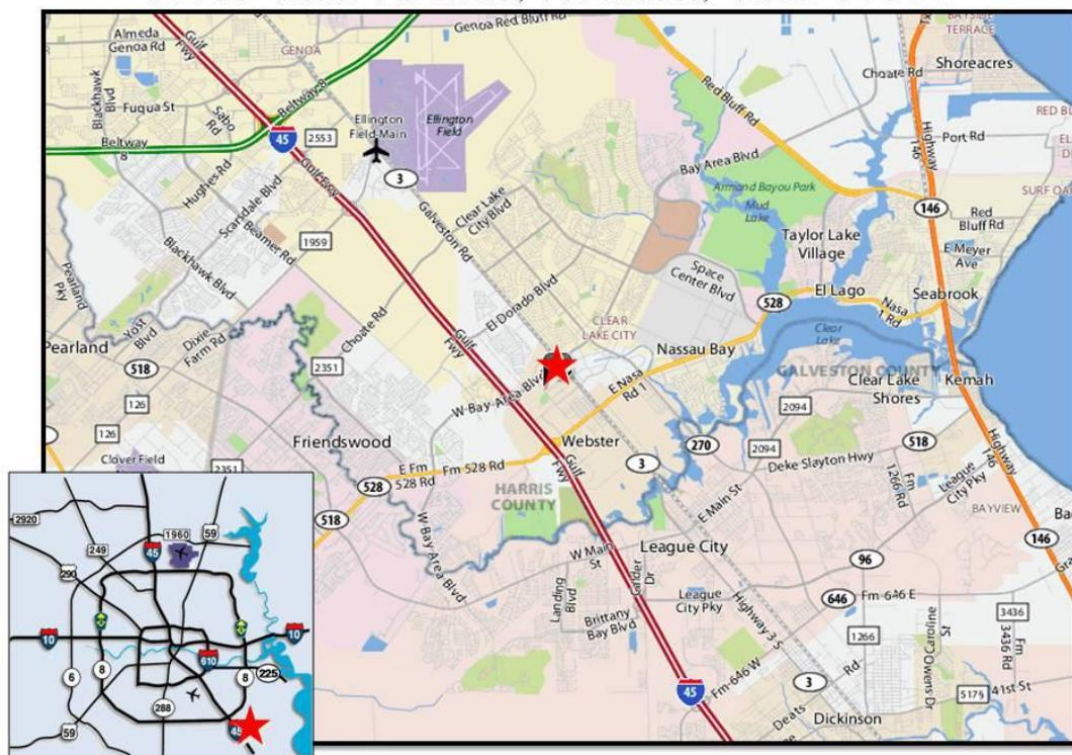
[warehouseassociates.com](http://warehouseassociates.com)

# Attractive Office/Warehouse Service Center

▶ ▶ ▶ 16910 Texas Avenue • Webster, Texas • 77598



16910 Texas Avenue, Houston, Texas 77598



Jessica Walsh  
Warehouse Associates  
713.461.9696 Ext. 1454  
832.517.4043  
[jwalsh@wadevelops.com](mailto:jwalsh@wadevelops.com)

