

67,000 SF Class A Industrial Warehouse/Distribution Facility | Available for Lease



7  
9  
1


STONY  
BATTERY  
ROAD  
LANCASTER, PA

MOVE-IN READY  
EXCELLENT LABOR POOL

CBRE

Dalfen  
INDUSTRIAL

# SITE PLAN



**Building Size:** 251,250 SF

**Available Size:** 67,000 SF

**Speculative Office:** 2,000 SF Spec Office

**Dimensions:** 335' x 200'

**Clear Height:** 36' (inside first column line)

**Column Spacing:** 50' x 55' typical; 60' speed aisle column spacing

**Dock Doors:** 11

**Lighting:** LED fixtures to provide 25 fc @30' AFF

**Car Parking:** ±50 spaces

**Trailing Parking:** 12 opposable spaces


**Truck Court:** 185' with 60' concrete apron; capable of secured access

**HVAC:** Roof-mounted, gas-fired heating units at 55° at 0°F;  
2 roof-mounted gas-fired Cambridge heaters


**Sprinkler System:** ESFR wet pipe

**Electric:** 1000 amps at 480V

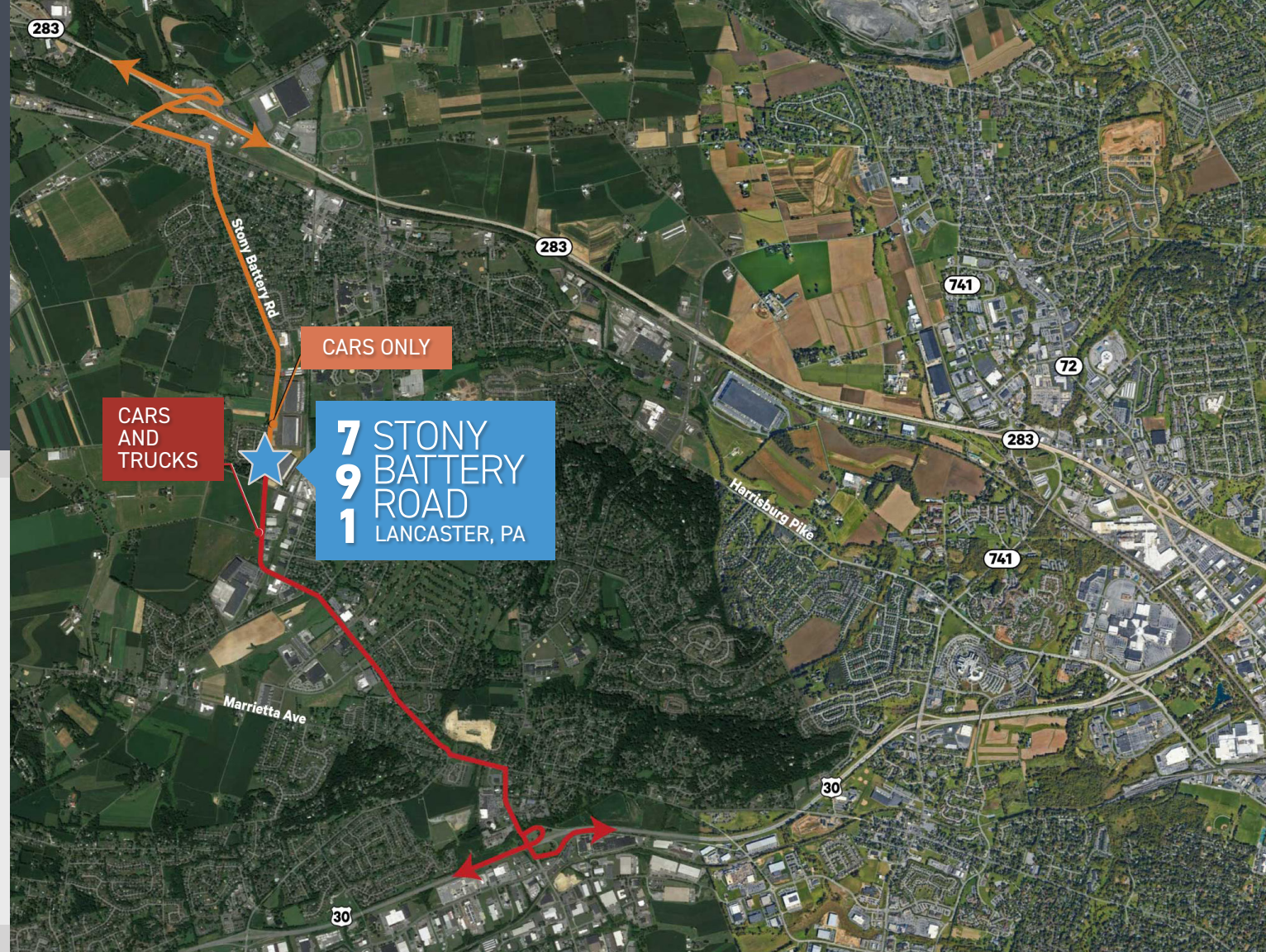
## Close Proximity to:

 2.4 miles  
5 minutes

 3.3 miles  
6 minutes

 8.8 miles  
12 minutes

# Access to an Abundant Workforce & Transportation Routes



## Major Cities

Harrisburg	25 minutes
Baltimore	1 hour 17 minutes
Allentown	1 hour 40 minutes
Philadelphia	1 hours 50 minutes
New York City	2 hours 18 minutes
Washington, D.C.	2 hours 30 minutes

## 30/60 Minute Drive Time



Household Spending  
**\$89,898/**  
**\$90,973**



Population  
**570,158/**  
**2,201,491**



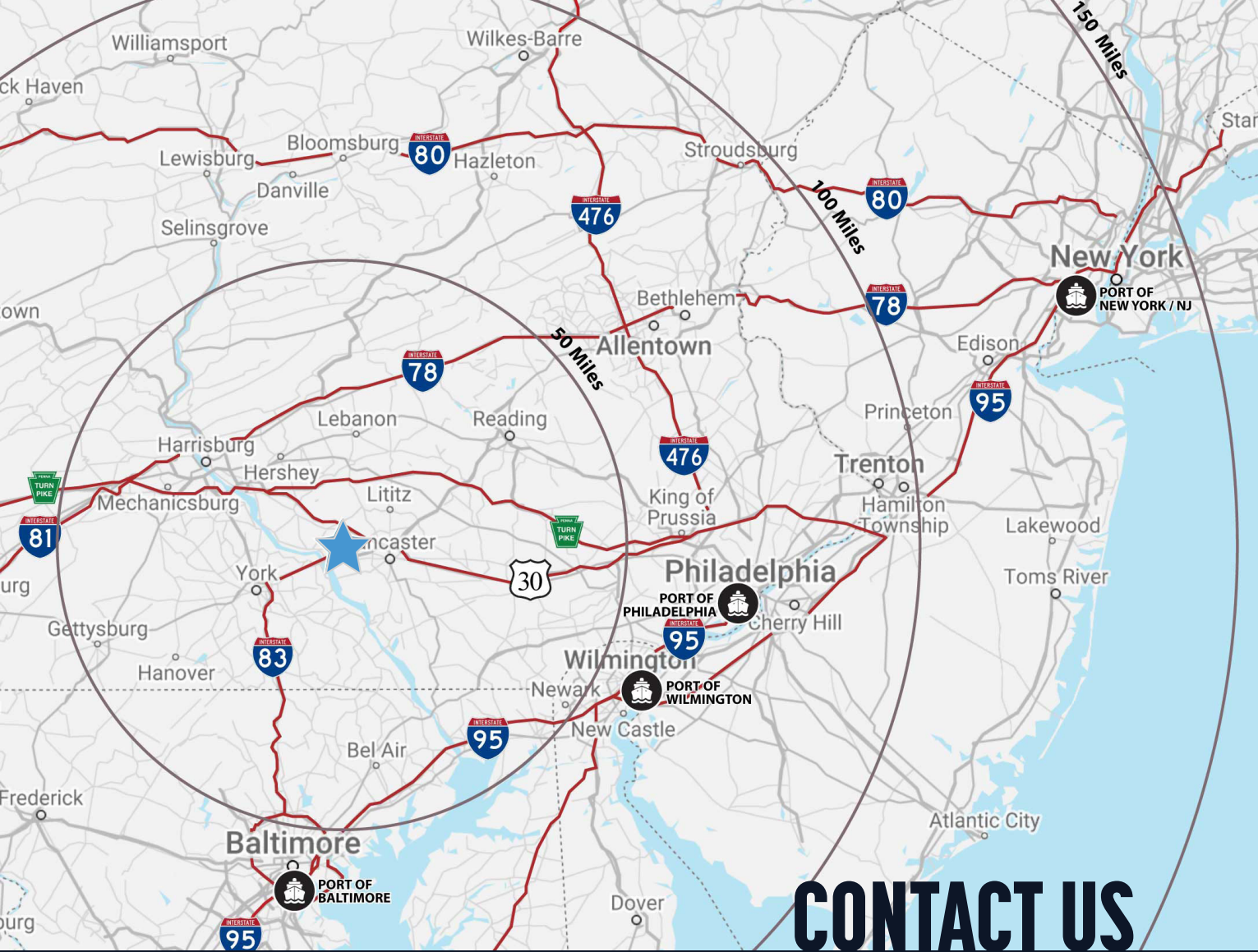
Workforce  
**299,348/**  
**1,142,652**



Blue Collar  
**74,965/**  
**286,666**



Transportation & Warehousing  
**15,751/**  
**66,883**



# REGIONAL ACCESS

- Port of Baltimore**  
1 hour 36 minutes/72 miles
- Port of Wilmington**  
1 hour 41 minutes/64.8 miles
- Port of Philadelphia**  
1 hour 48 minutes/88.8 miles
- Port of Newark/NY**  
2 hours 47 minutes/161 miles

## Easy Access to:



# CONTACT US

**Jake Terkanian**  
Executive Vice President  
+1 610 348 6147  
jake.terkanian@cbre.com  
Licensed: PA, NJ

**Sean Bleiler**  
Executive Vice President  
+1 610 417 5360  
sean.bleiler@cbre.com  
Licensed: PA

**John La Prise**  
Vice President  
+1 610 247 9323  
john.laprise@cbre.com  
Licensed: PA

**Patrick Lafferty, CCIM, SIOR**  
Executive Vice President  
+1 717 940 2131  
patrick.lafferty@cbre.com  
Licensed: PA

**Nicholas Sather**  
Senior Associate  
+1 717 540 2709  
nicholas.sather@cbre.com  
Licensed: PA



CBRE, Inc., 555 E. Lancaster Avenue, Suite 120, Radnor, PA 19087 | [cbre.us/philadelphia](http://cbre.us/philadelphia) | Licensed Real Estate Broker

© 2025 CBRE, Inc. All rights reserved. This information has been obtained from sources believed reliable, but has not been verified for accuracy or completeness. You should conduct a careful, independent investigation of the property and verify all information. Any reliance on this information is solely at your own risk. CBRE and the CBRE logo are service marks of CBRE, Inc. All other marks displayed on this document are the property of their respective owners, and the use of such logos does not imply any affiliation with or endorsement of CBRE. Photos herein are the property of their respective owners. Use of these images without the express written consent of the owner is prohibited.

