

**Specifications**

**Property Highlights**

- ±10,000 SF Freestanding Building
- ±2,000 – 10,000 SF Available (Divisible)
- Newly Renovated
- Prominent Frontage on Bergen Street
- ±8,500 VPD
- Excellent On-Site Parking
- Signalized Corner with Strong Ingress / Egress
- Flexible Interior Configuration / Divisible
- Immediate Availability

**Site & Access**

- Corner Location Bounded by Bergen Street, Shephard Avenue & Scheerer Avenue
- Dedicated On-Site Parking Field
- Strong Visibility from Multiple Approaches
- Ideal Layout for High-Traffic and Service-Oriented Users

**Ideal Uses**

- Grocery, Supermarket, Specialty Food
- Medical, Healthcare, Urgent Care
- Educational Institutions
- Retail, Showroom, Fitness Center
- Community and Service Uses
- Government, Cultural, or Professional Services

For additional property information or to arrange an inspection, please contact the exclusive broker:

**Juan Disla**  
*Director*  
 973.379.6644 x 226  
 JD@blauberg.com

FOR LEASE | 976-990 BERGEN STREET | NEWARK, NJ

---





For additional property information or to arrange an inspection,  
please contact the exclusive broker:

**Juan Disla**  
*Director*  
973.379.6644 x 226  
JD@blauberg.com

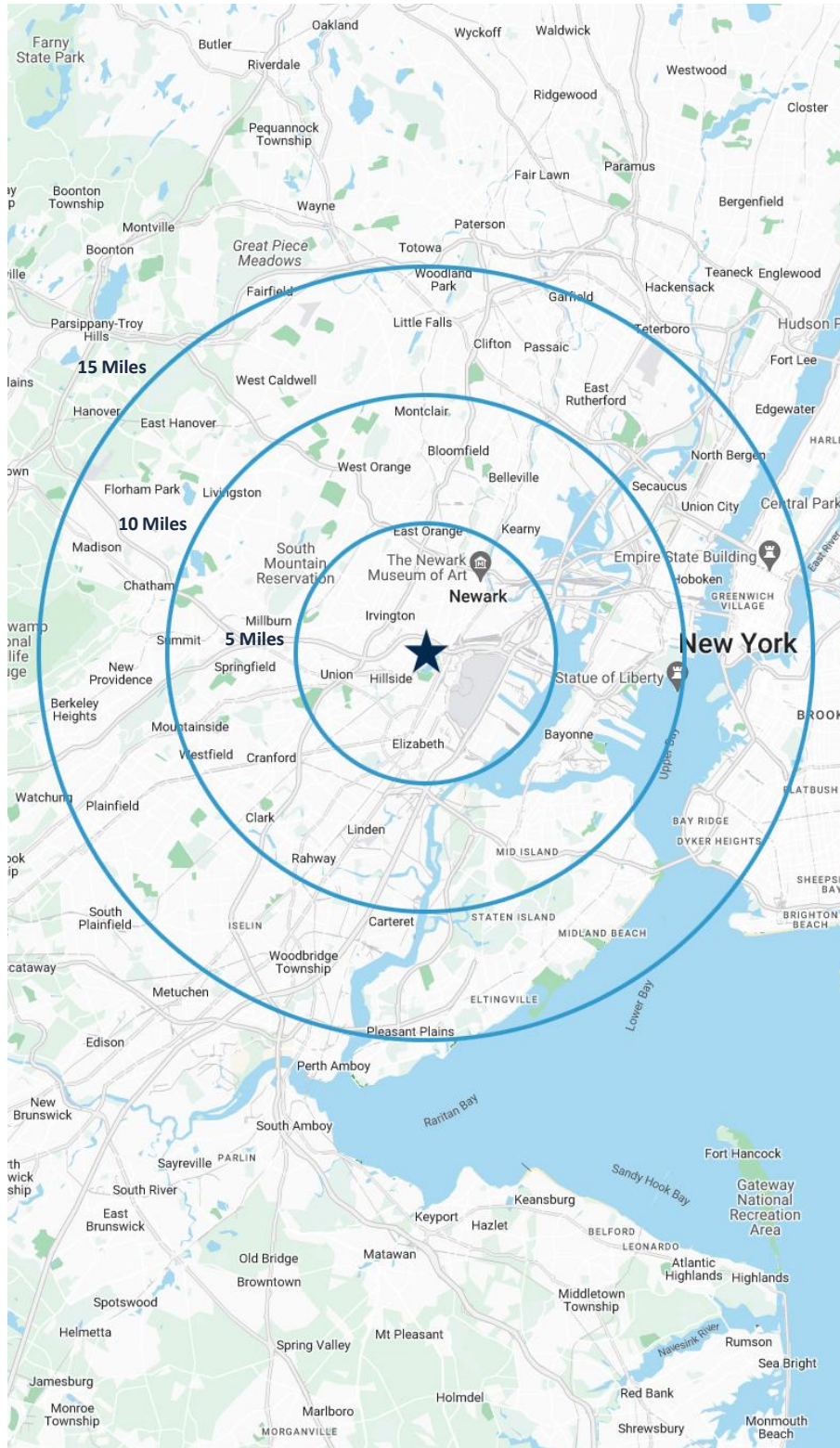
The information contained herein has been obtained from sources considered to be reliable, but no guarantee of its accuracy is made by this company. In addition, no representation is made respecting zoning, condition of title, dimensions, or any matters of a legal or environmental nature. Such matters should be referred to legal counsel for determination. Terms and conditions are subject to change without prior notice. Subject to errors and omissions.





For additional property information or to arrange an inspection,  
please contact the exclusive broker:

**Juan Disla**  
*Director*  
973.379.6644 x 226  
JD@blauberg.com



### 5 MILES

- Total Population: 850,775
- Households: 305,598
- Median Household Income: \$79,624
- Average Household Size: 2.7
- Transportation to Work: 414,757
- Labor Force: 675,689

### 10 MILES

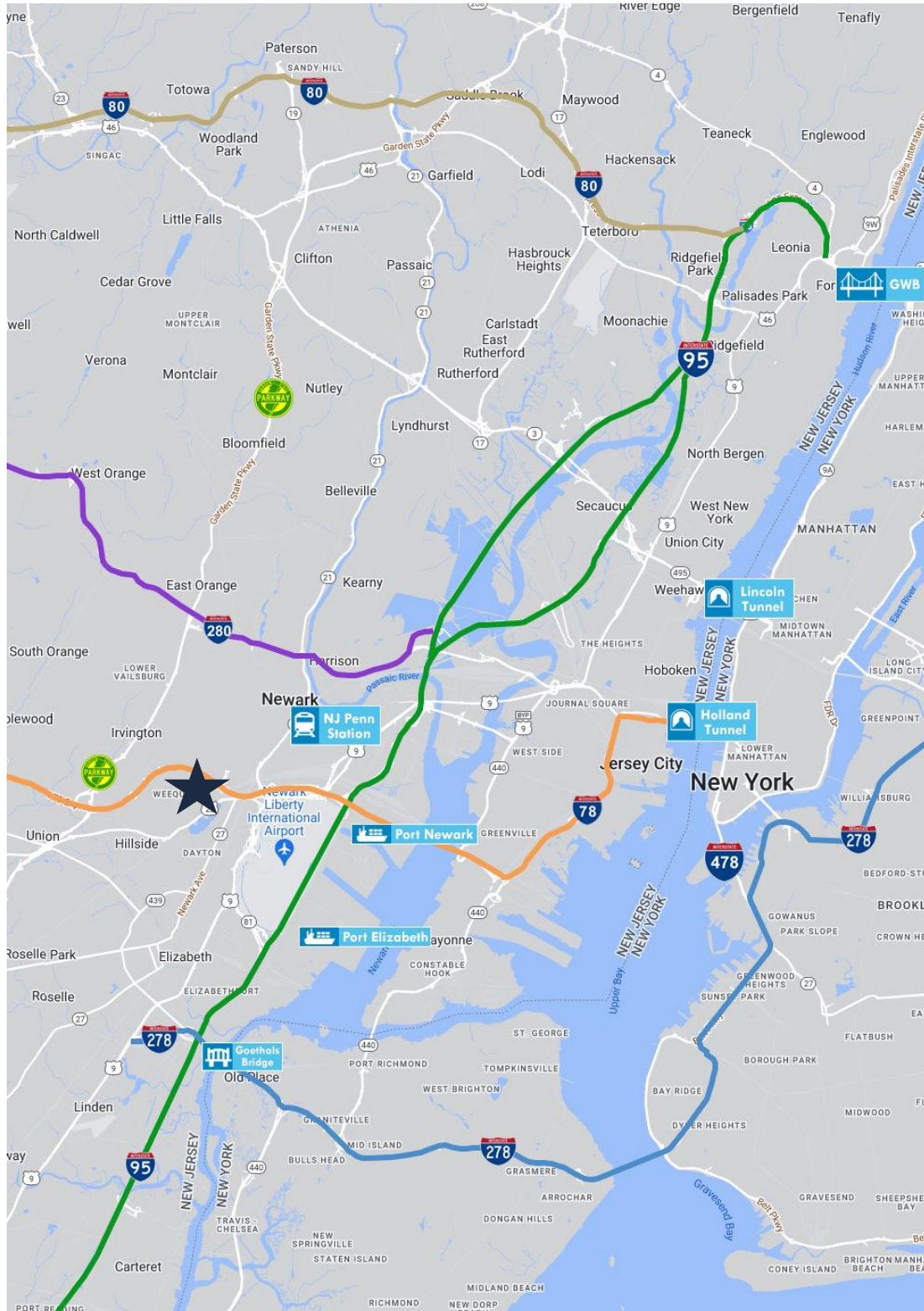
- Total Population: 2.34M
- Households: 879,865
- Median Household Income: \$110,611
- Average Household Size: 2.6
- Transportation to Work: 1.21M
- Labor Force: 1.89M

### 15 MILES




- Total Population: 7.11M
- Households: 2.85M
- Median Household Income: \$116,910
- Average Household Size: 2.4
- Transportation to Work: 3.78M
- Labor Force: 5.85M

For additional property information or to arrange an inspection,  
please contact the exclusive broker:

**Juan Disla**  
Director  
973.379.6644 x 226  
JD@blauberg.com



**ACCESSIBILITY**

-  1.3 MI  
I-78
-  1.8 MI  
US Hwy 1 & 9
-  2.9 MI  
Newark Airport
-  3.4 MI  
GSP
-  3.5 MI  
Penn Station
-  3.7 MI  
I-95 Exit 14
-  4.1 MI  
I-280
-  6.8 MI  
Ports Newark and Elizabeth
-  10.3 MI  
Holland Tunnel
-  13.8 MI  
Lincoln Tunnel

For additional property information or to arrange an inspection, please contact the exclusive broker:

**Juan Disla**  
 Director  
 973.379.6644 x 226  
 JD@blauberg.com

The information contained herein has been obtained from sources considered to be reliable, but no guarantee of its accuracy is made by this company. In addition, no representation is made respecting zoning, condition of title, dimensions, or any matters of a legal or environmental nature. Such matters should be referred to legal counsel for determination. Terms and conditions are subject to change without prior notice. Subject to errors and omissions.