

720 W SOUTH BLVD

MONTGOMERY, AL 36105

Executive Summary



OFFERING SUMMARY

Available SF: ±38,000 SF

Lease Rate: \$4.25 SF/yr (NNN)

Building Size: Building 1: ±20,000 SF
Building 2: ±18,000 SF
Shed 1: ±8,400 SF
Shed 2: ±8,400 SF

Lot Size: ±19.74 Acres

Zoning: B-2

PROPERTY HIGHLIGHTS

- Located on ± 19.74 AC
- Rail Spur located on property
- Building 1- ± 20,000 SF, 5 Roll Up Doors, Ceiling Heights of 20'-27'
- Building 2- ±18,000 SF, 1 Roll Up Door, Ceiling Heights of 20'-27'
- Electrical Capacity- 3-Phase, 200 AMP Max Rating
- 2 Sheds for Lumber & Storage (±8,400 SF ea.)
- Located on W South Blvd with ALDOT Traffic Counts of ±33,490 AADT
- Less than one mile from I-65 (Exit 168)
- ± 5.5 miles to Glovis Alabama
- ± 6.2 miles to Hyundai Motor Manufacturing



GENE CODY, CCIM

334.386.2441
gcody@mcrmpm.com

PERRY PATIÑO

334.531.0125
ppatino@mcrmpm.com

MOORE COMPANY REALTY

312 Catoma St #200, Montgomery, AL 36104
334.262.1958 | moorecompanyrealty.com



720 W SOUTH BLVD

MONTGOMERY, AL 36105

Lease Spaces



AVAILABLE SPACES

SUITE	TENANT	SIZE (SF)	LEASE TYPE	LEASE RATE
720 W South Blvd	Available	38,000 SF	NNN	\$4.25 SF/yr

GENE CODY, CCIM

334.386.2441
gcody@mcrmpm.com

PERRY PATIÑO

334.531.0125
ppatino@mcrmpm.com

MOORE COMPANY REALTY

312 Catoma St #200, Montgomery, AL 36104
334.262.1958 | moorecompanyrealty.com



720 W SOUTH BLVD

MONTGOMERY, AL 36105

Additional Photos



GENE CODY, CCIM

334.386.2441
gcody@mcrmpm.com

PERRY PATIÑO


334.531.0125
ppatino@mcrmpm.com

MOORE COMPANY REALTY

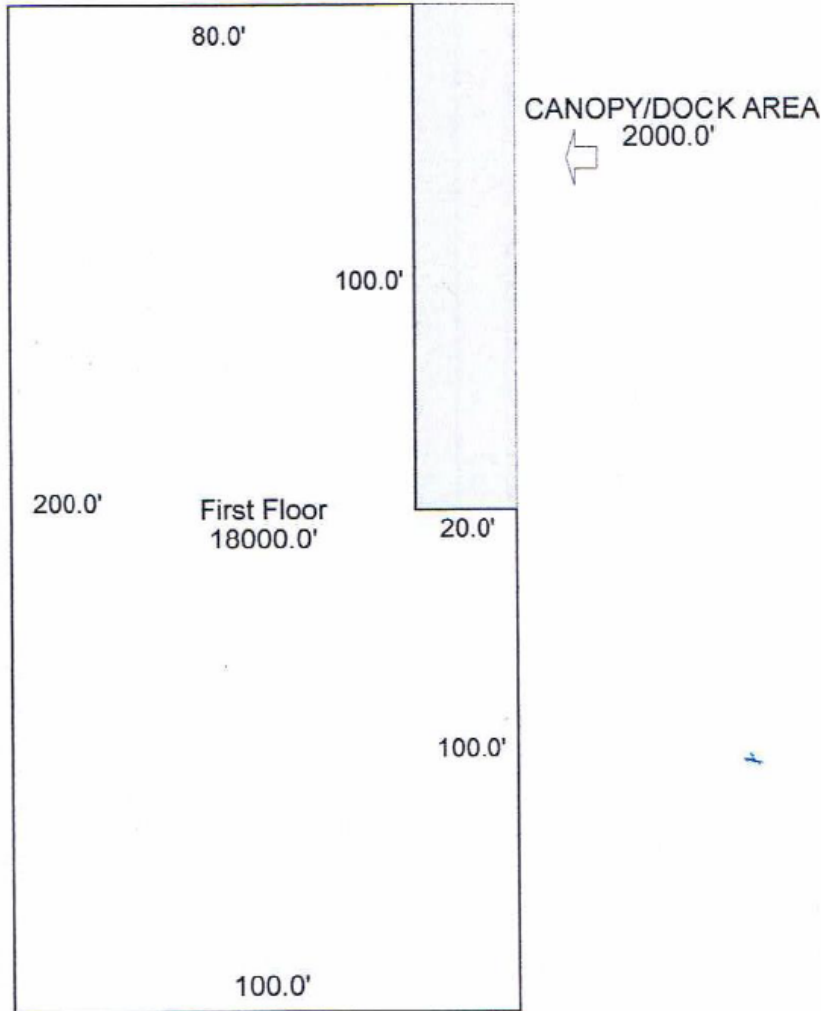
312 Catoma St #200, Montgomery, AL 36104
334.262.1958 | moorecompanyrealty.com



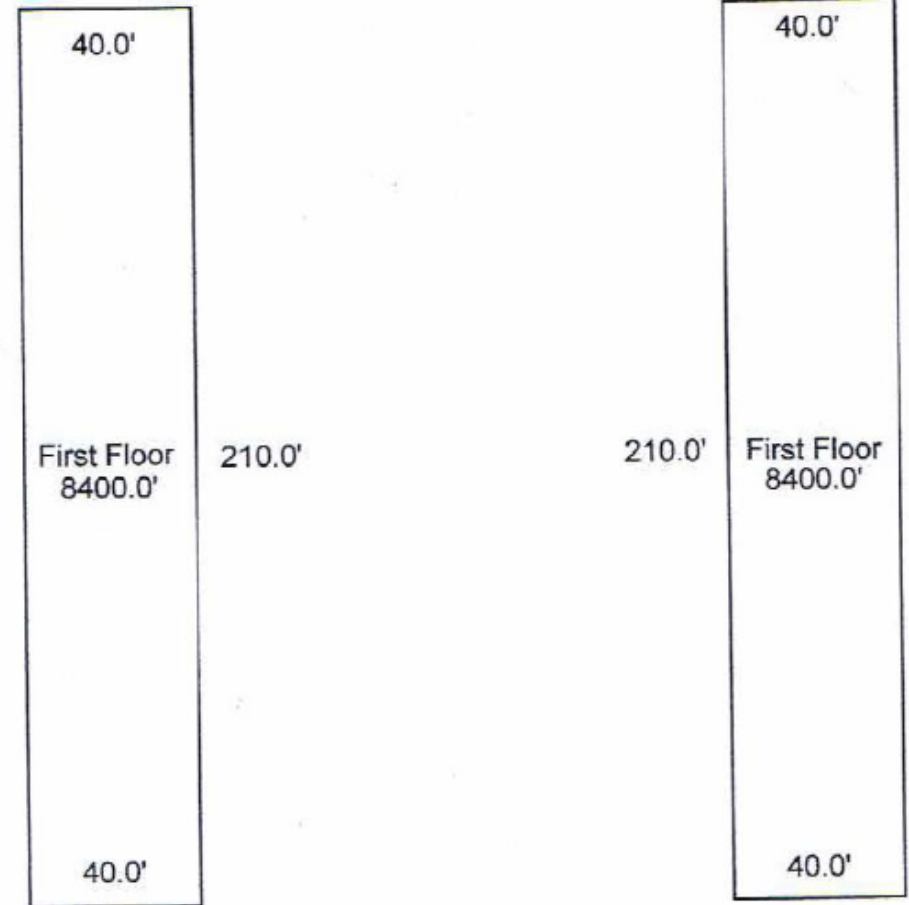
BUILDING SKETCH 1



BUILDING SKETCH 2



SHED SKETCH



720 W SOUTH BLVD

MONTGOMERY, AL 36105

Retail Map



GENE CODY, CCIM

334.386.2441
gcody@mcrmpm.com

PERRY PATIÑO

334.531.0125
ppatino@mcrmpm.com

MOORE COMPANY REALTY

312 Catoma St #200, Montgomery, AL 36104
334.262.1958 | moorecompanyrealty.com

