

Lehigh Valley Executive Campus

± 27,750 SF available for Sublease

Property Information

- + ± 27,750 SF available for sublease
- + Single story building
- + Built in 1987
- + Total Acres: 3.07
- + Class B Flex Building
- + 2 existing dock doors
- + Clear height: 16' under beam
- + Power: 2202 electric-four 120/208 panels, three phase
- + 150 KW generator
- + Furniture is available
- + Leasing term through August 31, 2025
- + Parking ratio 4.00/1,000
- + Many local businesses, including retail stores, hotels, colleges and restaurants nearby
- + Located minutes from Route 22 and I-78 and centrally located in the Lehigh Valley.

Contact Us

Jody King

Senior Vice President
+1 610 398 3384
jody.king@cbre.com
Licensed: PA

Pam Hall

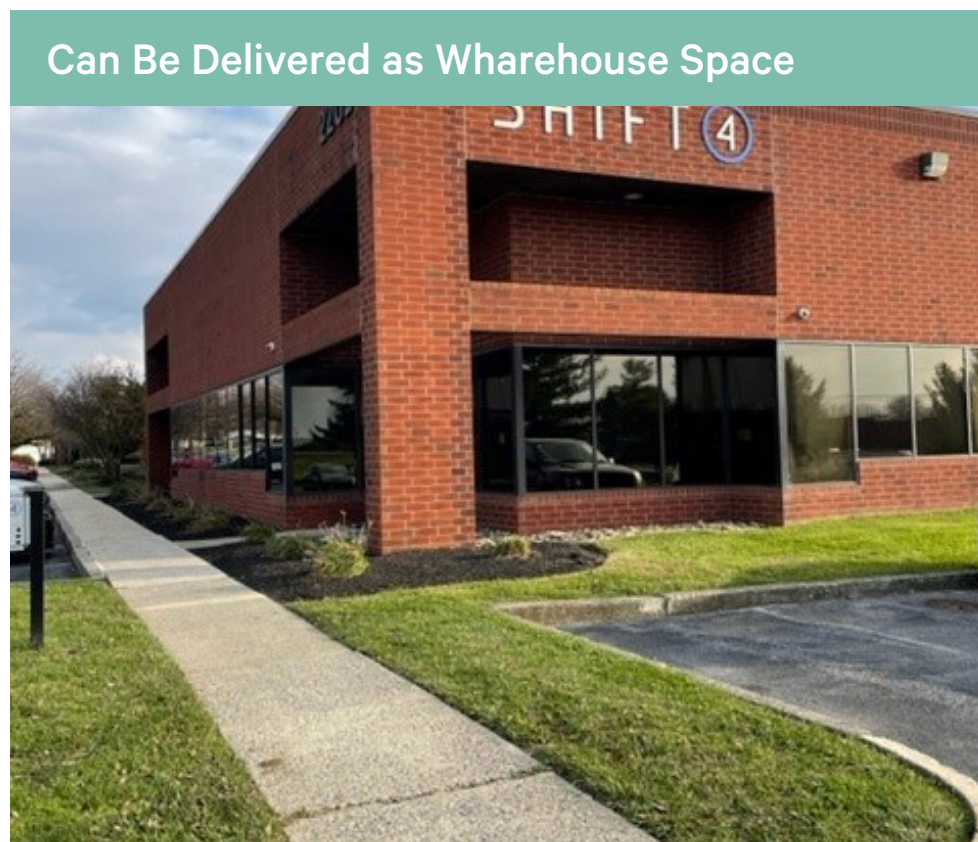
Associate
+1 610 573 5341
pamela.hall@cbre.com
Licensed: PA

2202 N Irving St
Allentown, PA 18102



Eastern PA Availabilities

Can Be Delivered as Warehouse Space



CBRE, Inc.

1275 Glenlivet Drive
Allentown, PA 18106
+1 610 398 6900
Licensed Real Estate Broker


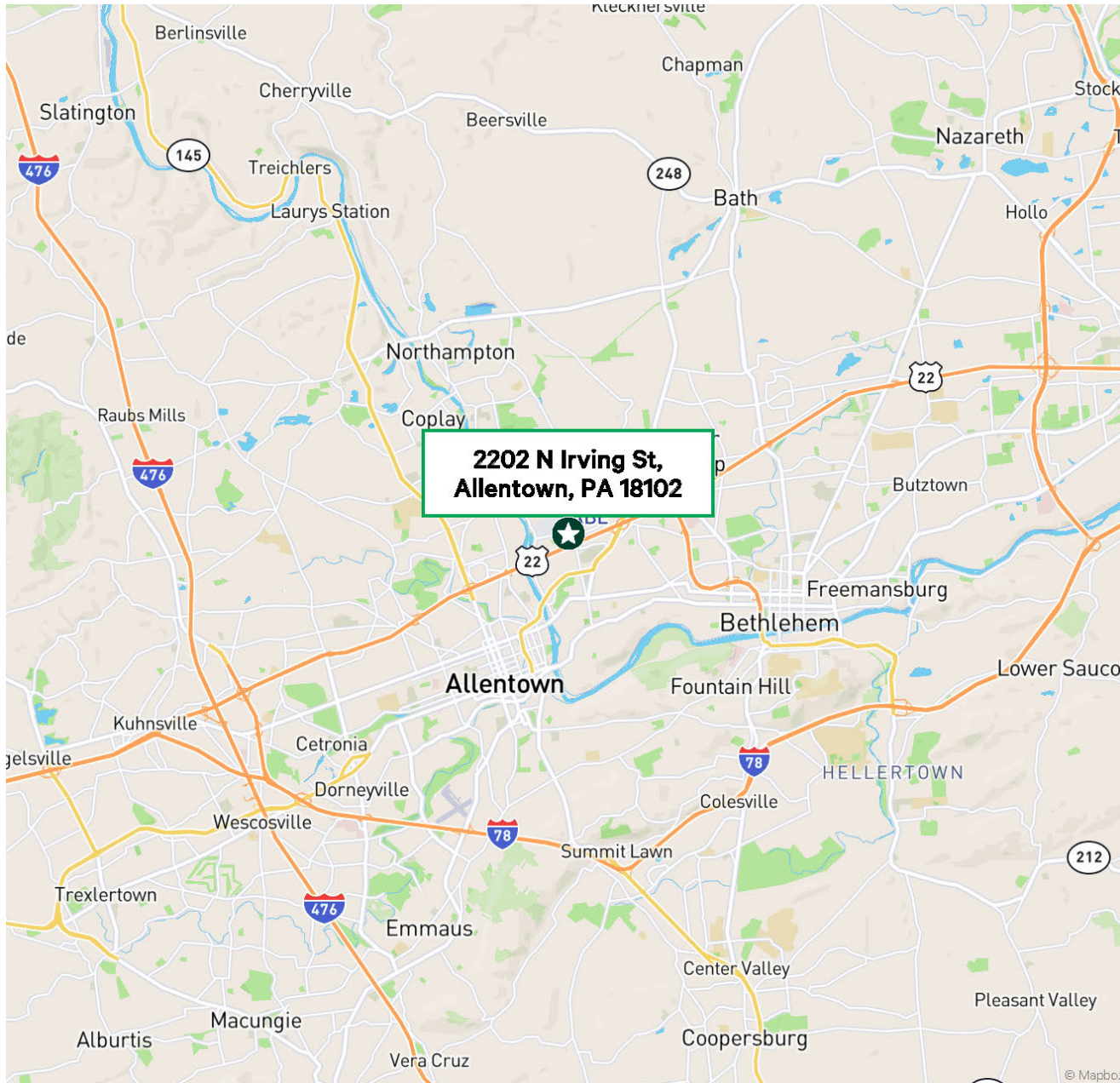


© 2025 CBRE, Inc. All rights reserved. This information has been obtained from sources believed reliable, but has not been verified for accuracy or completeness. You should conduct a careful, independent investigation of the property and verify all information. Any reliance on this information is solely at your own risk. CBRE and the CBRE logo are service marks of CBRE, Inc. All other marks displayed on this document are the property of their respective owners, and the use of such logos does not imply any affiliation with or endorsement of CBRE. Photos herein are the property of their respective owners. Use of these images without the express written consent of the owner is prohibited.

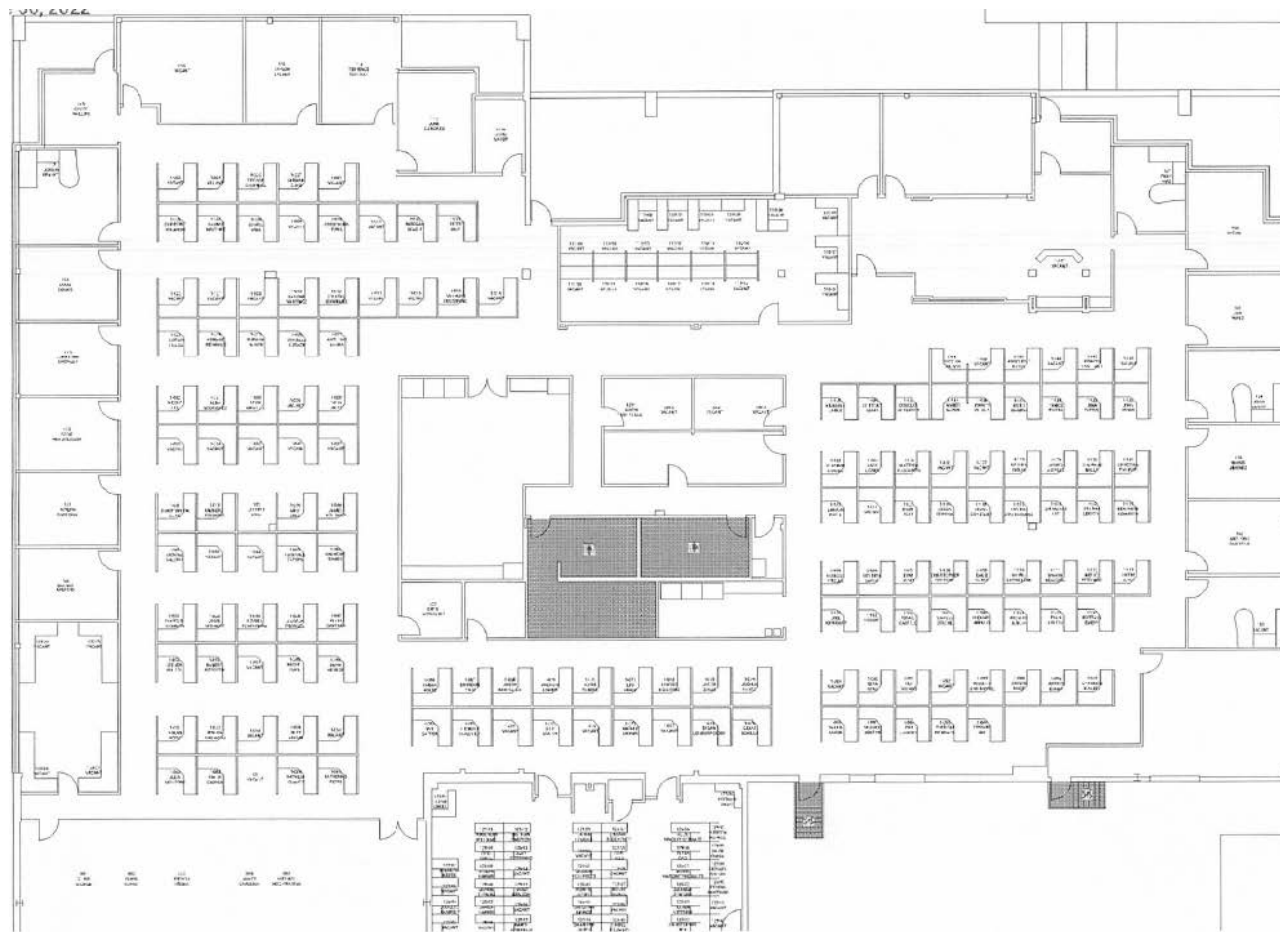
Lehigh Valley Executive Campus

2202 N Irving St, Allentown, PA 18102

For Sublease



Site Floor Plan



27,750

RSF Available