

ALTMORE™

Central Perimeter's Most Anticipated
Transient-Oriented Development













Site Plan



- New Building
- Future Restaurants
- Hyatt House Hotel
- Future Retail
- Multifamily
- Parking Deck
- Existing Building
- MARTA Station

Altmore Reimagined

PROPERTY HIGHLIGHTS

-  New 17-story high-rise
-  229,074 RSF
-  Efficient 28,000 RSF floorplates
-  Rooftop terrace and greenspace
-  Multiple signage and branding opportunities
-  Direct access to GA-400 and I-285
-  State of the art fitness, conference, and collaboration space
-  5 F&B Options



Typical Floorplan

28,000 RSF





DUNWOODY

SANDY SPRINGS

PERIMETER MALL

- Capital Grille
- Cheesecake Factory
- Chick-Fil-A
- Chitpotle
- Maggiano's
- Seasons 52
- Shake Shack

PARK PLACE

- Alon's Bakery & Market
- Cafe' Intermezzo
- Eclipse Di Luna
- McKendrick's
- Sage Woodfire Tavern
- The Brass Tap

marta
DUNWOODY STATION

Einstein's
Chin Chin
Subway
Willys

Villa Christina
Savi Provisions

ARCHES AT GLENRIDGE
Blue Moon Pizza
Davinci's Donuts
Firehouse Subs
Sushi Nami
Taziki

marta
MEDICAL CENTER STATION

ALTMORE
ON-SITE AMENITIES
5 Restaurants | **HYATT** house

GLENRIDGE POINT
Gruby's NY Deli
Jimmy John's
Salata
Vinnys NY Pizza and Grill

NORTHSIDE HOSPITAL

CHOA SCOTTISH RITE HOSPITAL

ST. JOSEPH'S HOSPITAL

BROOKHAVEN ↓

↓ BUCKHEAD

ALTMORE™

ON-SITE OFFERINGS

- Direct MARTA Access
- 5 Restaurants
- Hyatt House Hotel
- Future Multi-Family Residences

WITHIN 2 MI RADIUS

- 300+ Shopping Options
- 50+ Hotels
- 200+ Restaurants
- 50+ Fast Casual Food Spots



FROM THE WEST

FROM THE NORTH

FROM THE EAST

ALTMORE™

marta
MEDICAL CENTER
STATION

FROM THE SOUTH

→ INGRESS
←..... EGRESS

400

285

285

HAMMOND DR

GLENRIDGE DR

PERIMETER SUMMIT PRKWAY

LAKE HEARN DRIVE NE

ALTMORE AVE

PEACHTREE DUNWOODY RD

JOHNSON FERRY RD

GLENRIDGE CONNECTOR

Central Perimeter's Most Anticipated Transit Oriented Development



MARTA MEDICAL CENTER STATION



MARTA PEDESTRIAN BRIDGE



DIRECT ACCESS VIA PARKING DECK



ALTMORE™

Chris Port
+1 404 504 5964
chris.port@cbre.com

Alex Port
+1 404 504 5941
alex.port@cbre.com

CBRE, Inc.
3550 Lenox Road NE | +1 404 504 7900 | www.cbre.us/atlanta

<https://www.altmoreperimeter.com/>

© 2023 CBRE, Inc. All rights reserved. This information has been obtained from sources believed reliable, but has not been verified for accuracy or completeness. You should conduct a careful, independent investigation of the property and verify all information. Any reliance on this information is solely at your own risk. CBRE and the CBRE logo are service marks of CBRE, Inc. All other marks displayed on this document are the property of their respective owners. Photos herein are the property of their respective owners. Use of these images without the express written consent of the owner is prohibited.

CBRE