



# TURNKEY RESTAURANT

 1925 E RIDGE RD | ROCHESTER, NY 14622



**5,300 ± SF**  
BUILDING SIZE



**1.21**  
ACRES



**16,925**  
VEHICLES PER DAY



**UPON REQUEST**  
LIST PRICE

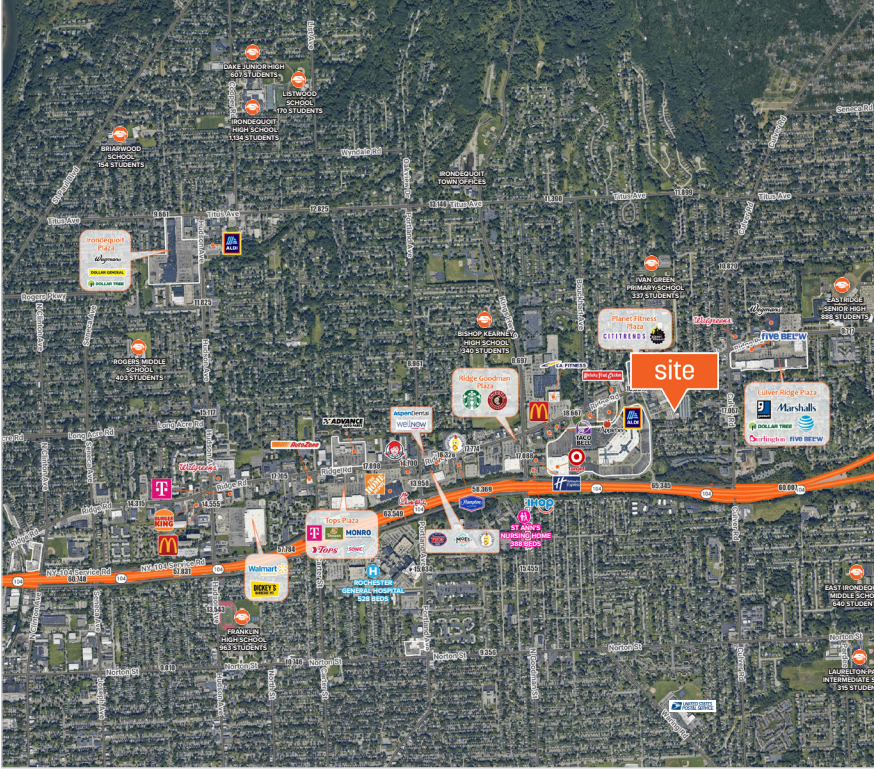
## OFFERING DETAILS

Property Type	Restaurant
Building Size	5,300 ± SF
Year Built	1990
Lot Size	1.21 ± Acres
Traffic Count E Ridge Rd	16,925 vpd
Parking	64 Spaces
Seating Capacity	220 Seats

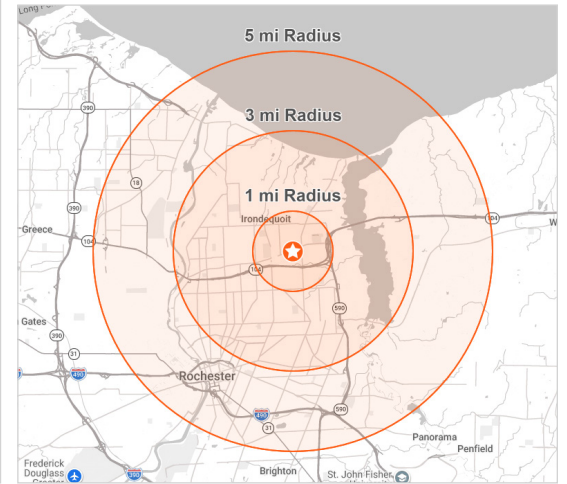
## PROPERTY OVERVIEW

- Operating Since 1980 (46 Years)
- 2nd Generation Restaurant Opportunity
- FF&E Included
- Ample Parking
- Established Trade Area with Strong Visibility
- Area Retail: Wegmans, Walmart, Culver Ridge Plaza
- Nearby Traffic Generators: Rochester General Hospital (528 Beds), St. Ann's Campus (388 Beds) & Eastridge High School (888 Students)

**1925 E RIDGE RD**  
ROCHESTER, NY 14622



DEMOGRAPHICS	1 Mile	3 Miles	5 Miles
Population	12,582	106,514	282,138
Median HH Income	\$64,998	\$66,989	\$70,253
Households	\$64,998	\$66,989	\$70,253
Daytime Population	9,625	61,155	189,852



**BIRDS EYE AERIAL**



## 1925 E RIDGE RD

ROCHESTER, NY 14622




### EXCLUSIVE LISTING AGENT


#### JACOB RIVERA

Partner  
Licensed Associate Real Estate Broker

310.650.4322  
585.454.4500 X 118  
jrivera@caliberbrokerage.com



 394 E Henrietta Rd, Rochester, NY 14620

 585.454.4500

 [www.caliberbrokerage.com](http://www.caliberbrokerage.com)

© 2026 Caliber Commercial Brokerage, LLC. While believed to be accurate, all information contained herein should be independently verified.