

26,952 SF AVAILABLE

SUITES STARTING AT 10,752 SF

M3

COMMERCE
CENTER

BUILDING A

1001-1061 ANDOVER PARK EAST
TUKWILA, WA



CBRE

 **Lift Partners**

PROJECT SPECIFICS



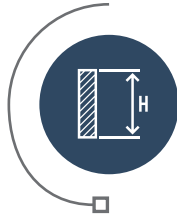
SITE

3 Building Park Featuring
Showroom/Flex/Industrial Spaces



LOADING

Dock and Grade
Loading



CLEAR HEIGHT

24' Clear Height



SPRINKLERED

Fully Sprinklered



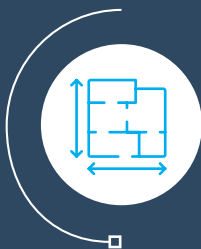
VISIBILITY

High Visibility and Frontage
on Andover Park E



PARKING

Excellent Truck Maneuvering
Abundant Vehicle Parking



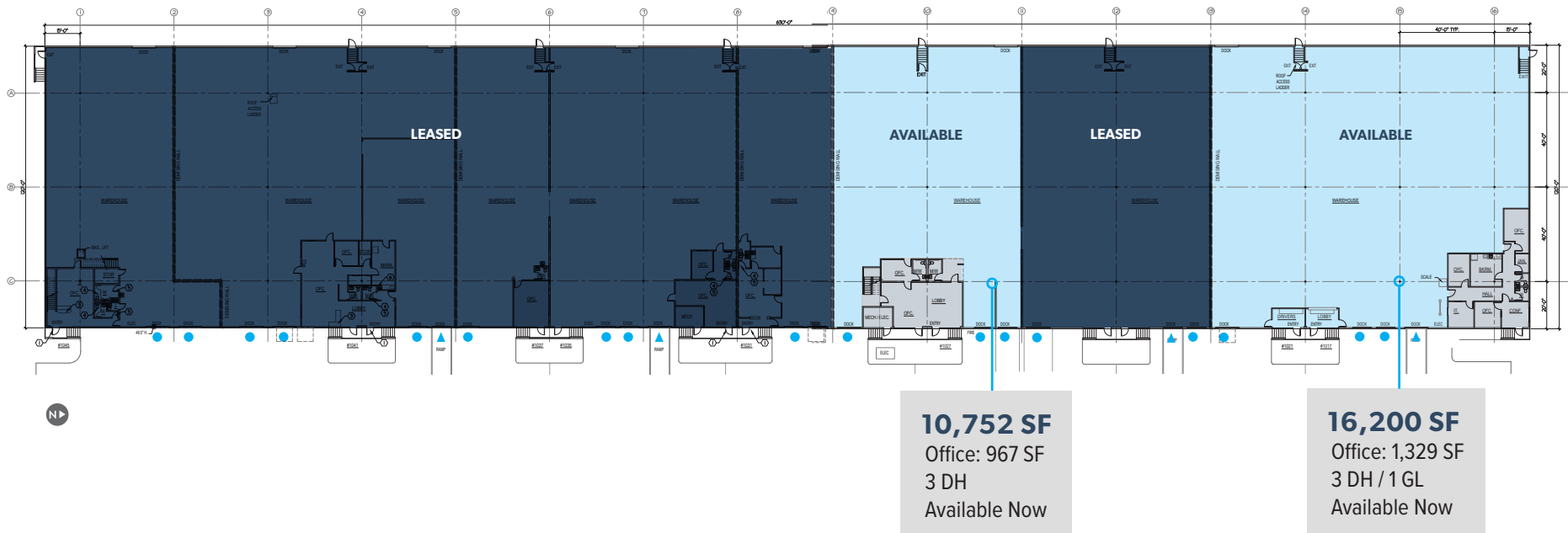
**26,952 SF AVAILABLE
IN TWO SUITES**



BUILDING A

Key

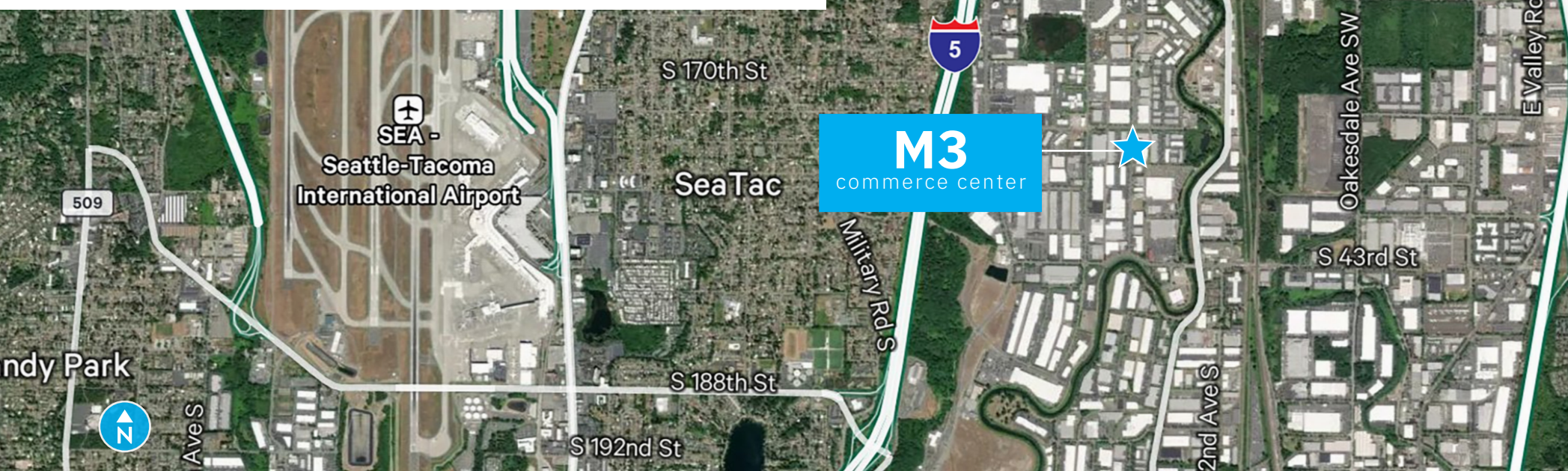
Warehouse Office Dock High Doors Grade Level Doors



26,952 SF AVAILABLE
SUITES SIZES:
10,752 SF & 16,200 SF



PROPERTY LOCATION



2 MINUTES
TO SOUTHCENTER MALL



8 MINUTES
TO SEATAC AIRPORT



13 MINUTES
TO SEATTLE



16 MINUTES
TO BELLEVUE



25 MINUTES
TO TACOMA

M3

COMMERCE CENTER

1001-1061 ANDOVER PARK EAST
TUKWILA, WA

LEASING CONTACTS

GEORGE ROCKWELL, SIOR

Principal
+1 206 679 7625
grockwell@andoverco.com

ZAC SNEDEKER

Senior Vice President
+1 425 444 0133
zac.snedeker@cbre.com



© 2025 CBRE, Inc. All rights reserved. This information has been obtained from sources believed reliable, but has not been verified for accuracy or completeness. You should conduct a careful, independent investigation of the property and verify all information. Any reliance on this information is solely at your own risk. CBRE and the CBRE logo are service marks of CBRE, Inc. All other marks displayed on this document are the property of their respective owners, and the use of such logos does not imply any affiliation with or endorsement of CBRE. Photos herein are the property of their respective owners. Use of these images without the express written consent of the owner is prohibited. PMStudio_May2025

