

Industrial & Logistics | For Lease

# Berks Corporate Center

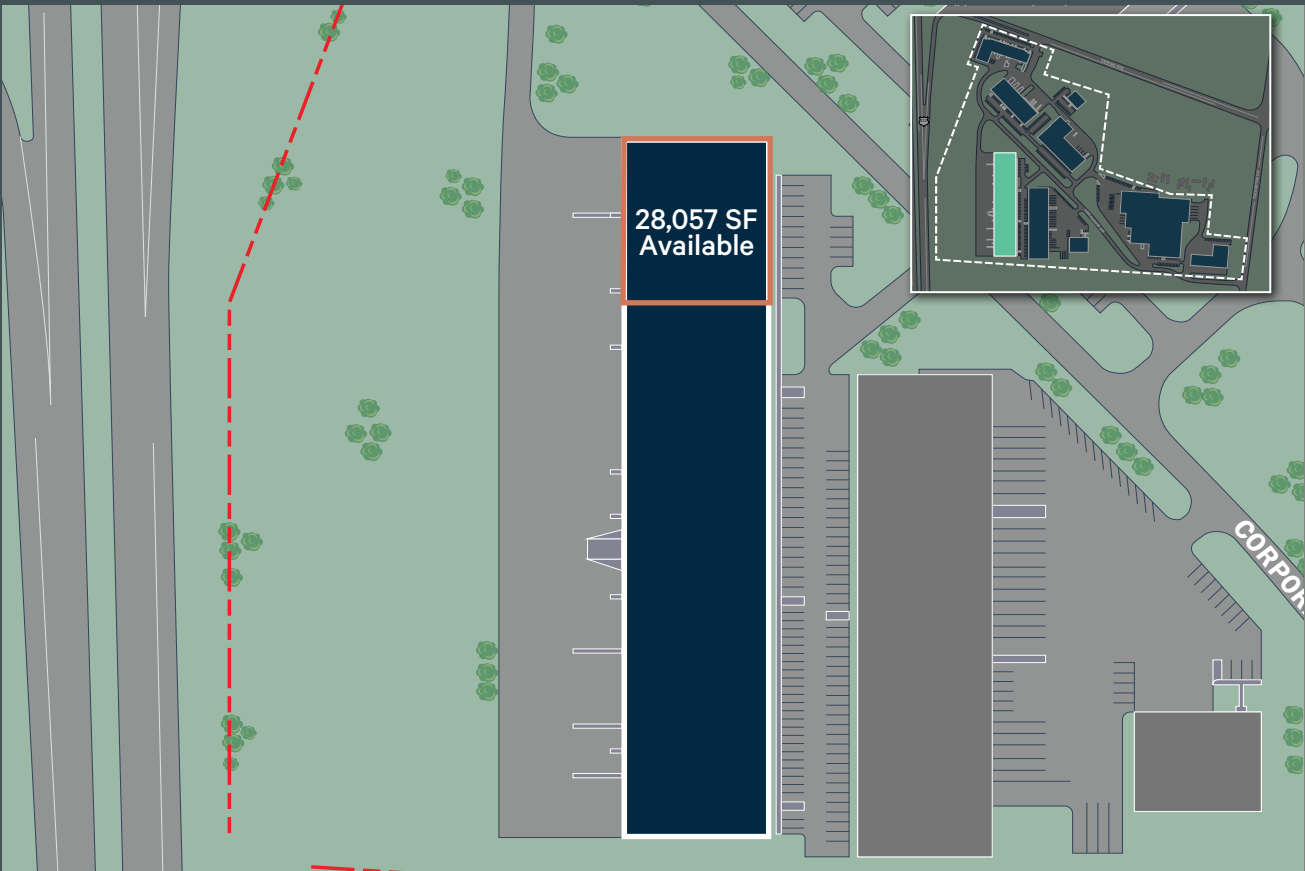
## 600 Corporate Drive, Suite 610

Reading, Pennsylvania

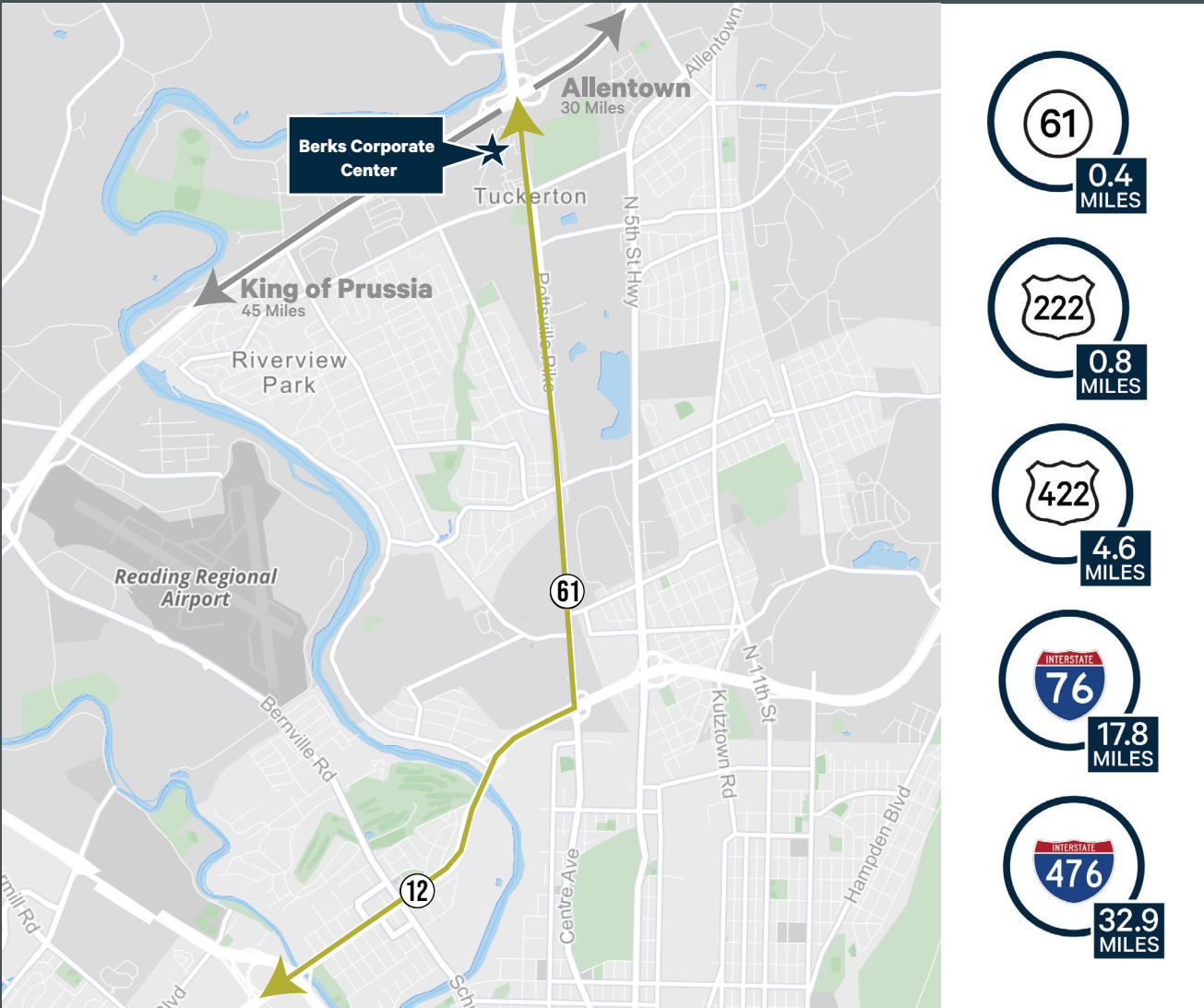
±28,057 SF Flex/Warehouse Space



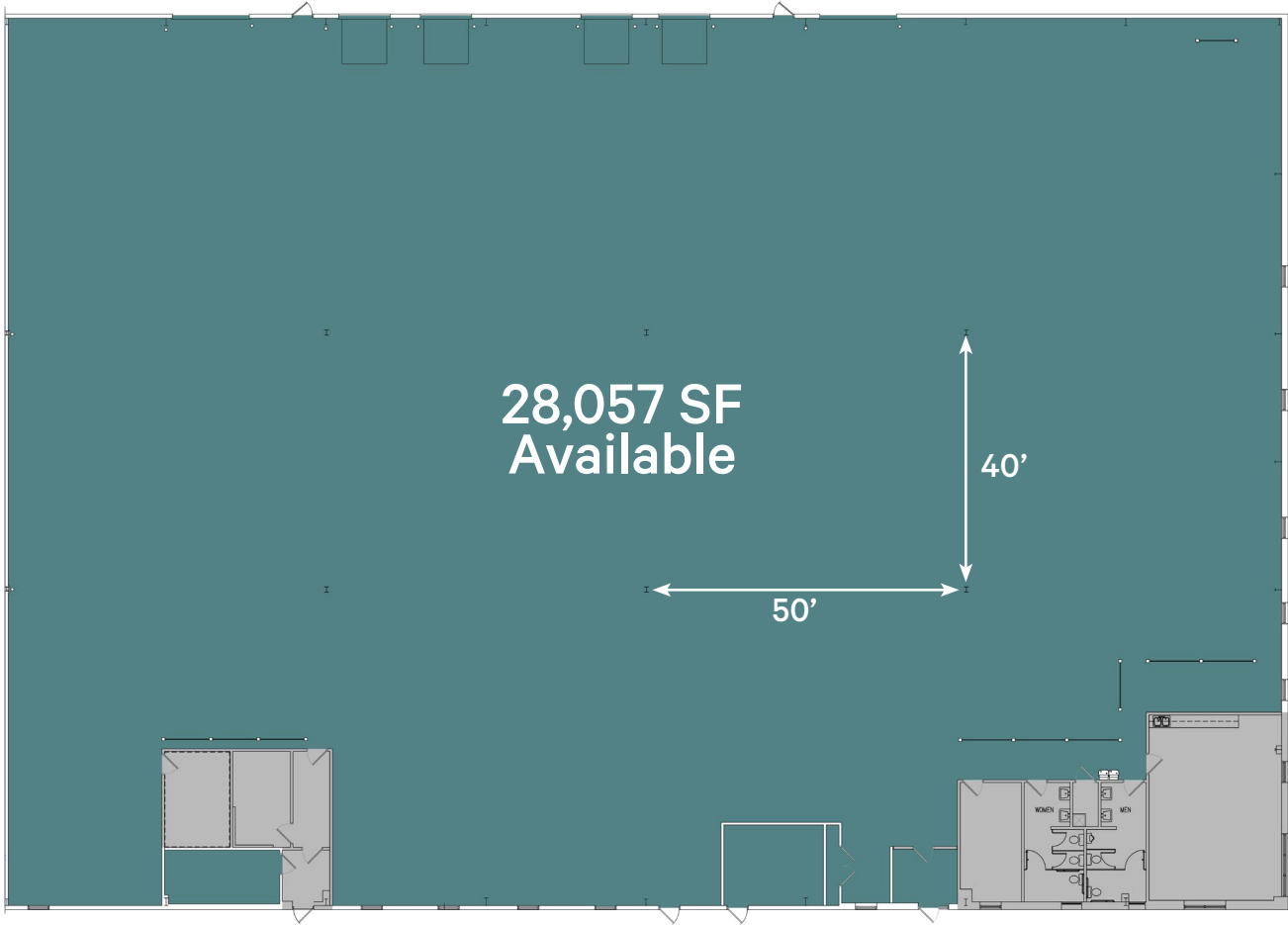
Site Location



Location Map



## Floor Plan



## Building Highlights

Available SF:	±28,057 SF	Loading:	Four (4) 10'x8' loading docks and Two (2) drive-in doors (10'x10')
Warehouse Area:	±26,286 SF	Gas:	UGI Utilities
Office Area:	±1,771 SF	Water / Sewer:	Muhlenberg Township Authority
Ceiling Height:	24'	Fire Suppression:	Wet Sprinkler System
Column Spacing:	50' X 40'	Zoning:	I-1 - Limited Industrial District, Muhlenberg Township, Berks County



# Site Location



## Contact Us

**John La Prise**  
Senior Associate  
+1 484 567 3351  
john.laprise@cbre.com  
Lic. PA

**Nicholas Sather**  
Associate  
+1 717 540 2709  
nicholas.sather@cbre.com  
Lic. PA

**Paul Touhey**  
Executive Vice President  
+1 610 251 5126  
paul.touhey@cbre.com  
Lic. PA, NJ, DE

**CBRE, Inc.**  
555 E. Lancaster Avenue  
Suite 120, Radnor, PA 19087  
+1 610 251 0820  
Licensed Real Estate Broker

© 2024 CBRE, Inc. All rights reserved. This information has been obtained from sources believed reliable, but has not been verified for accuracy or completeness. You should conduct a careful, independent investigation of the property and verify all information. Any reliance on this information is solely at your own risk. CBRE and the CBRE logo are service marks of CBRE, Inc. All other marks displayed on this document are the property of their respective owners, and the use of such logos does not imply any affiliation with or endorsement of CBRE. Photos herein are the property of their respective owners. Use of these images without the express written consent of the owner is prohibited.