



RETAIL SPACE

FOR LEASE

Rg THE
ROZITA
SOOMEKH
TEAM at Douglas Elliman
Real Estate



*23 N Station
Plaza Great Neck*

*Approx. 1,800 RSF
\$ 5,900/ Monthly
Separate Meter paid by tenant*

FEATURES & BENEFITS:

- Central Location
- Across from LIRR Station
- Recently Renovated
- Modern Glass Entrance
- Prime Neighboring Area
- High Volume Foot Traffic

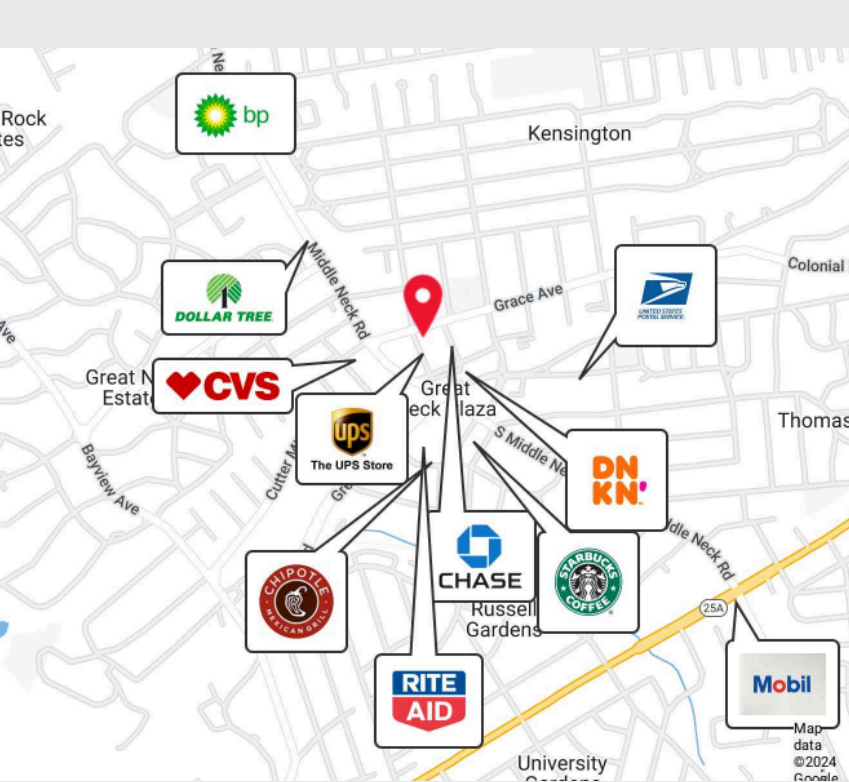


CONTACT US:

ROZITA SOOMEKH

516.205.2279

rozita.soomekh@elliman.com



23 N Station Plaza




NEIGHBORS

M& T Bank, Chase
 The Andrew Hotel, Kumon
 Dunkin', Starbucks, Chipotle,
 Rite Aid, Planet Fitness, UPS,
 FedEx, USPS, etc.

Public Transportation

COMMUTER RAIL

Long Island Rail Road
 Great Neck Station
 -30 minutes to Grand Central
 - 35 minutes to Penn Station



CONTACT US:

ROZITA SOOMEKH

516.205.2279

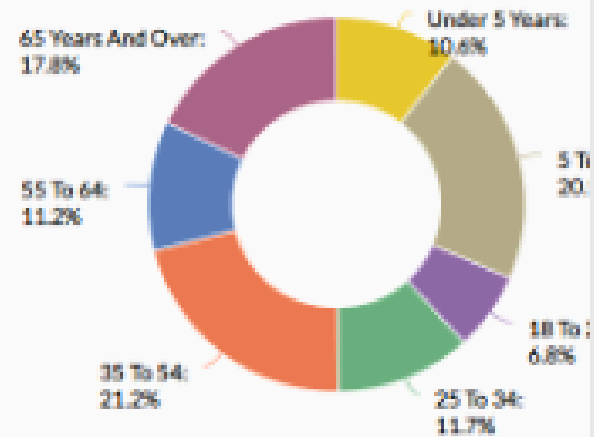
rozita.soomekh@elliman.com

GREAT NECK

NEW YORK

 Douglas Elliman

Age Demographic



MEDIAN HOUSEHOLD INCOME



NeighborhoodScout

Great Neck is a region on Long Island, New York, that covers a peninsula on the North Shore and includes 9 villages, such as the villages of Great Neck, Great Neck Estates, Great Neck Plaza, Kings Point, and Russell Gardens, and a number of unincorporated areas, as well as an area south of the peninsula near Lake Success and the border territory of Queens.

TOTAL POPULATION

±10,000



 THE ROZITA SOOMEKH TEAM

CONTACT US

