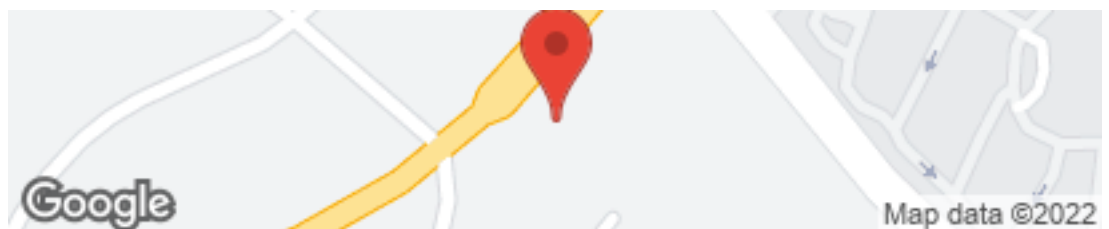


Office For Lease  
\$1800.00/mth



Great Exposure Lease Space  
812 Eastchester Drive

HIGH POINT, NC 27262



1912 Eastchester Dr Ste. 200 | High Point, NC 27265 | Phone: 336-886-1200 | Fax: 336-886-4269 |



# TABLE OF CONTENTS

mlindsay.lcp@gmail.com

|                       |    |
|-----------------------|----|
| Professional Bio      | 3  |
| Property Description  | 4  |
| Property Photos       | 5  |
| Location Maps         | 9  |
| Aerial Map            | 10 |
| Demographics          | 11 |
| Detailed Demographics | 12 |



mlindsay.lcp@gmail.com

Lindsay Commercial Properties  
1912 Eastchester Dr Ste. 200 High Point, NC 27265

### Why Choose Lindsay Commercial Properties?

...Because of our Team of Professionals and our Values.

Lindsay Commercial Properties was founded and built with a vision to BE the BEST for our clients through dedication to Excellence, and the integrity to DO the Best for our clients, through our Experience and Innovation.

### Mark Lindsay, CCIM: Founder & President

Mark leads our firm as President and founder. With more than 15 years of experience in commercial real estate, he works with industrial, warehouse, manufacturing and shopping center properties, as well as site selections, 1031 tax-free exchanges and investment properties. Mark is a member of the National, North Carolina and High Point Associations of Realtors; 2014 & 2020 Past President of HPRAR Board, Past President and 2012 Past President of the HP Realtors Commercial Alliance (HPRCA), Past Board of Governors member for NC RCA; Past President and current Director for Board of Directors of the High Point Association of Realtors, Member of the Community Services & Property Management Committees of HPRAR and NCAR Property Management Division; RLI (Realtors Land Institute) working toward an ALC (Accredited Land Consultant) designation; CCIM (Certified Commercial Investor Member); as well as the Triad CIE (commercial information exchange) member.

Mark is a Veteran of the Gulf War, an Ironman athlete, marathoner, licensed avid Sky Diver and Scuba Diver. He is also a graduate of Clemson University with a BS degree in Electrical Engineering and holds NC Licenses for Commercial Contracting and Insurance.

As the founder, Mark strives to build and maintain relationships with clients, customers, and peers in the Real Estate field.

## PROPERTY DESCRIPTION

Great Exposure Lease Space  
812 Eastchester Drive | High Point, NC 27262

04



### Office Space for Lease

Lindsay Commercial Properties is proud to announce it's newest lease listing.

Located in a prime location on Eastchester for GREAT Visibility. Minutes from Highway 311 for clients to get from Greensboro and Thomasville easily.

3 offices

breakroom

good parking for clients

Screened in porch

Recently Updated bathroom flooring, painting in the kitchen, and spot painted throughout the space.

Call the office to schedule a time to view the space.

Mark-336-878-5171

Jenn-336-878-5175



# PROPERTY PHOTOS

Great Exposure Lease Space  
812 Eastchester Drive | High Point, NC 27262

05





## PROPERTY PHOTOS

Great Exposure Lease Space  
812 Eastchester Drive | High Point, NC 27262

06





# PROPERTY PHOTOS

Great Exposure Lease Space  
812 Eastchester Drive | High Point, NC 27262

07





## PROPERTY PHOTOS

Great Exposure Lease Space  
812 Eastchester Drive | High Point, NC 27262

08

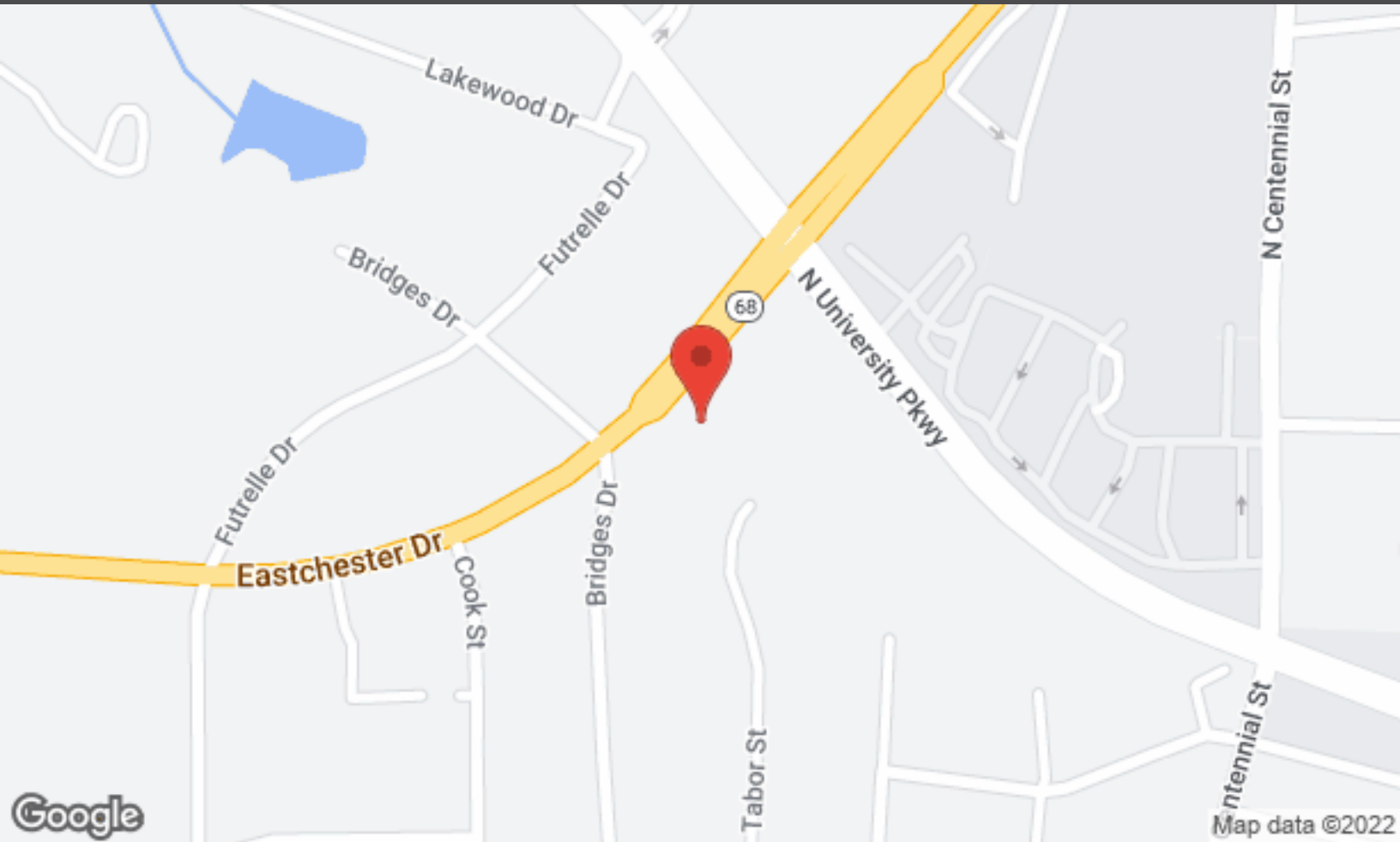




## LOCATION MAPS

Great Exposure Lease Space  
812 Eastchester Drive | High Point, NC 27262

09





**AERIAL MAP**

Great Exposure Lease Space  
812 Eastchester Drive | High Point, NC 27262

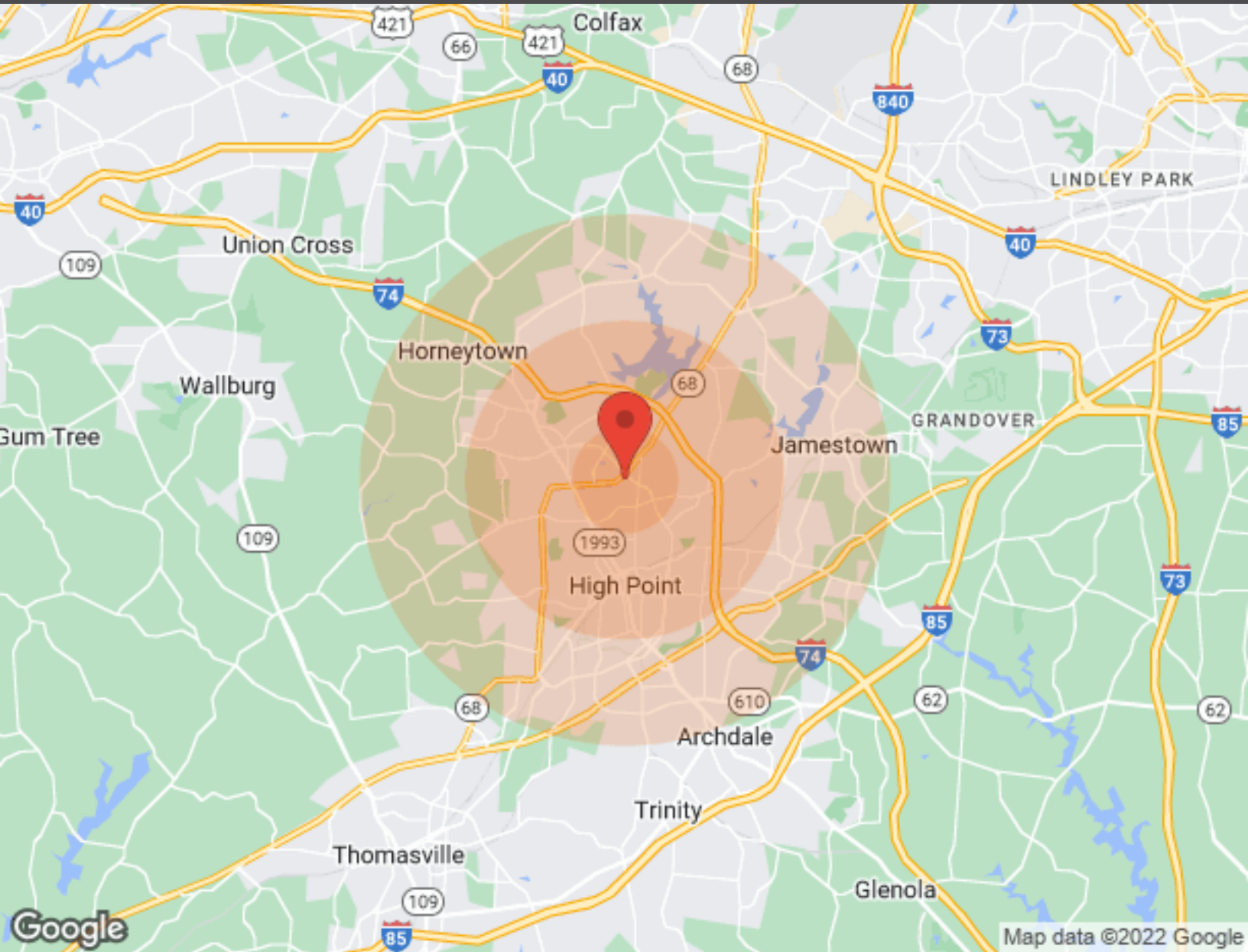




# DEMOGRAPHICS

Great Exposure Lease Space  
812 Eastchester Drive | High Point, NC 27262

11



| Population       | 1 Mile | 3 Miles | 5 Miles |
|------------------|--------|---------|---------|
| Male             | 5,639  | 31,523  | 52,822  |
| Female           | 6,184  | 34,763  | 56,948  |
| Total Population | 11,823 | 66,286  | 109,770 |

| Age        | 1 Mile | 3 Miles | 5 Miles |
|------------|--------|---------|---------|
| Ages 0-14  | 2,108  | 12,642  | 21,982  |
| Ages 15-24 | 1,471  | 8,860   | 15,404  |
| Ages 55-64 | 1,236  | 7,895   | 13,100  |
| Ages 65+   | 1,614  | 11,088  | 16,763  |

| Race         | 1 Mile | 3 Miles | 5 Miles |
|--------------|--------|---------|---------|
| White        | 6,169  | 33,936  | 61,344  |
| Black        | 4,721  | 26,526  | 36,277  |
| Am In/AK Nat | 15     | 87      | 141     |
| Hawaiian     | N/A    | N/A     | N/A     |
| Hispanic     | 979    | 5,693   | 9,999   |
| Multi-Racial | 1,404  | 7,850   | 14,118  |

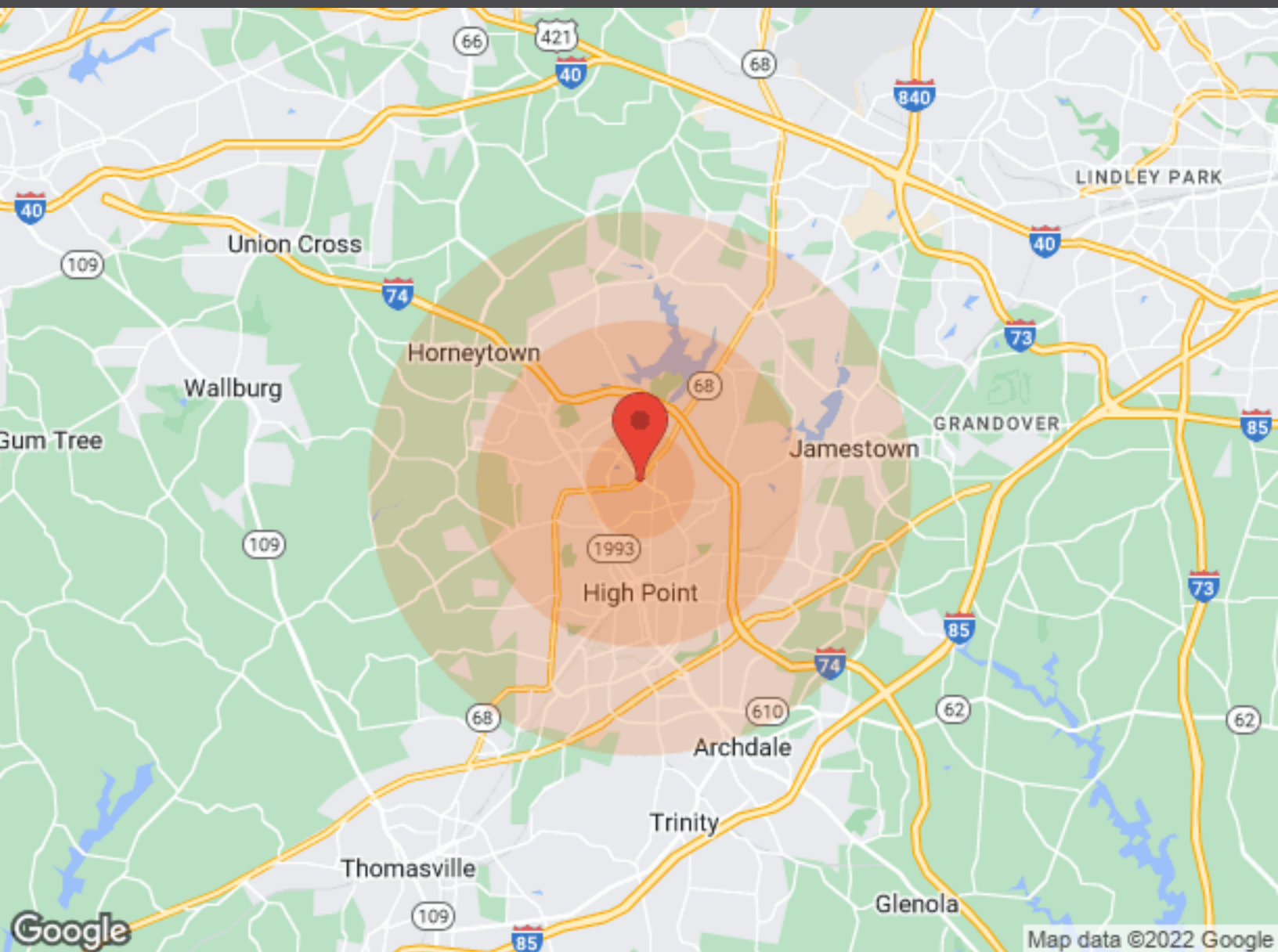
| Income              | 1 Mile   | 3 Miles  | 5 Miles  |
|---------------------|----------|----------|----------|
| Median              | \$35,749 | \$34,469 | \$35,766 |
| < \$15,000          | 924      | 5,323    | 7,276    |
| \$15,000-\$24,999   | 574      | 3,551    | 5,332    |
| \$25,000-\$34,999   | 685      | 3,217    | 4,940    |
| \$35,000-\$49,999   | 906      | 3,906    | 6,377    |
| \$50,000-\$74,999   | 850      | 5,074    | 8,245    |
| \$75,000-\$99,999   | 205      | 2,022    | 4,094    |
| \$10,000-\$149,999  | 212      | 1,987    | 4,043    |
| \$150,000-\$199,999 | 34       | 758      | 1,537    |
| > \$200,000         | 14       | 460      | 1,006    |

| Housing         | 1 Mile | 3 Miles | 5 Miles |
|-----------------|--------|---------|---------|
| Total Units     | 5,515  | 32,421  | 50,990  |
| Occupied        | 4,638  | 27,918  | 44,726  |
| Owner Occupied  | 2,342  | 15,592  | 26,594  |
| Renter Occupied | 2,296  | 12,326  | 18,132  |
| Vacant          | 877    | 4,503   | 6,264   |

# DETAILED DEMOGRAPHICS

Great Exposure Lease Space  
812 Eastchester Drive | High Point, NC 27262

12



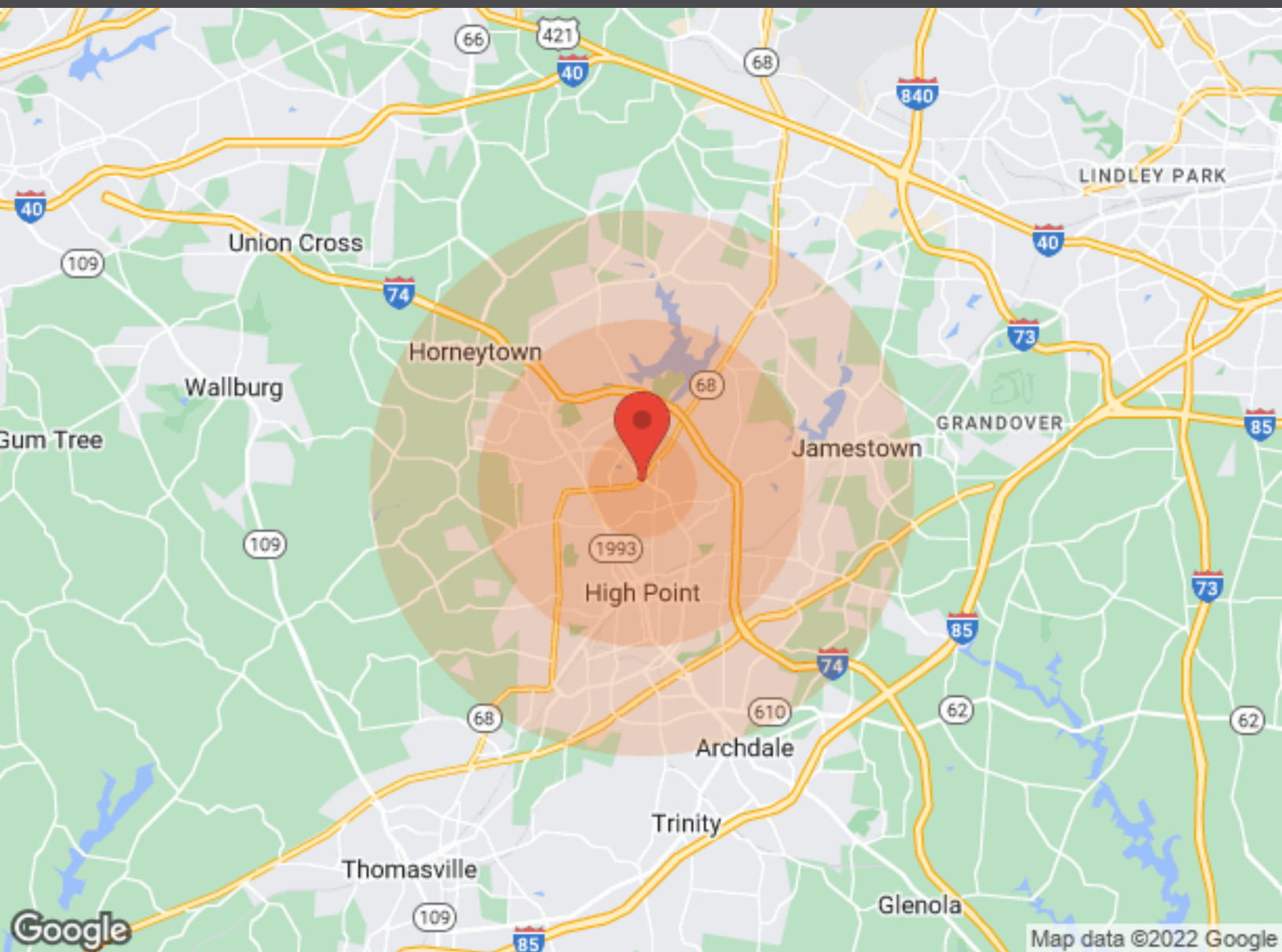
| Population       | 1 Mile | 3 Miles | 5 Miles |
|------------------|--------|---------|---------|
| Male             | 5,639  | 31,523  | 52,822  |
| Female           | 6,184  | 34,763  | 56,948  |
| Total Population | 11,823 | 66,286  | 109,770 |
| Housing          | 1 Mile | 3 Miles | 5 Miles |
| Total Units      | 5,515  | 32,421  | 50,990  |
| Occupied         | 4,638  | 27,918  | 44,726  |
| Owner Occupied   | 2,342  | 15,592  | 26,594  |
| Renter Occupied  | 2,296  | 12,326  | 18,132  |
| Vacant           | 877    | 4,503   | 6,264   |
| Race             | 1 Mile | 3 Miles | 5 Miles |
| White            | 6,169  | 33,936  | 61,344  |
| Black            | 4,721  | 26,526  | 36,277  |
| Am In/AK Nat     | 15     | 87      | 141     |
| Hawaiian         | N/A    | N/A     | N/A     |
| Hispanic         | 979    | 5,693   | 9,999   |
| Multi-Racial     | 1,404  | 7,850   | 14,118  |



# DETAILED DEMOGRAPHICS

Great Exposure Lease Space  
812 Eastchester Drive | High Point, NC 27262

13



| Age        | 1 Mile | 3 Miles | 5 Miles | Income              | 1 Mile   | 3 Miles  | 5 Miles  |
|------------|--------|---------|---------|---------------------|----------|----------|----------|
| Ages 0-4   | 651    | 3,591   | 6,153   | Median              | \$35,749 | \$34,469 | \$35,766 |
| Ages 5-9   | 755    | 4,620   | 8,017   | < \$10,000          | 427      | 3,014    | 4,099    |
| Ages 10-14 | 702    | 4,431   | 7,812   | \$10,000-\$14,999   | 497      | 2,309    | 3,177    |
| Ages 15-19 | 702    | 4,459   | 7,871   | \$15,000-\$19,999   | 280      | 1,751    | 2,697    |
| Ages 20-24 | 769    | 4,401   | 7,533   | \$20,000-\$24,999   | 294      | 1,800    | 2,635    |
| Ages 25-29 | 877    | 4,284   | 7,035   | \$25,000-\$29,999   | 270      | 1,563    | 2,430    |
| Ages 30-34 | 972    | 4,162   | 6,637   | \$30,000-\$34,999   | 415      | 1,654    | 2,510    |
| Ages 35-39 | 983    | 4,116   | 6,656   | \$35,000-\$39,999   | 252      | 1,219    | 1,997    |
| Ages 40-44 | 919    | 4,278   | 7,096   | \$40,000-\$44,999   | 358      | 1,539    | 2,506    |
| Ages 45-49 | 874    | 4,519   | 7,589   | \$45,000-\$49,999   | 296      | 1,148    | 1,874    |
| Ages 50-54 | 769    | 4,442   | 7,508   | \$50,000-\$60,000   | 533      | 2,435    | 3,868    |
| Ages 55-59 | 670    | 4,191   | 7,012   | \$60,000-\$74,000   | 317      | 2,639    | 4,377    |
| Ages 60-64 | 566    | 3,704   | 6,088   | \$75,000-\$99,999   | 205      | 2,022    | 4,094    |
| Ages 65-69 | 465    | 3,020   | 4,890   | \$10,000-\$124,999  | 154      | 1,266    | 2,580    |
| Ages 70-74 | 362    | 2,399   | 3,768   | \$125,000-\$149,999 | 58       | 721      | 1,463    |
| Ages 74-79 | 262    | 1,895   | 2,849   | \$150,000-\$199,999 | 34       | 758      | 1,537    |
| Ages 80-84 | 180    | 1,363   | 1,978   | > \$200,000         | 14       | 460      | 1,006    |
| Ages 85+   | 345    | 2,411   | 3,278   |                     |          |          |          |