

UP TO 44,630± SF MIXED-USE SPACE

For Lease | Lake Erie Plaza | 2323 W. 38th Street | Erie, PA 16506



#### OFFERING SUMMARY

<b>Lease Rate:</b>	\$12.00 SF/YR (NNN)
<b>Building Size:</b>	94,916 SF
<b>Available SF:</b>	6,173 - 44,630 SF
<b>Number Of Units:</b>	7
<b>Year Built:</b>	1980
<b>Zoning:</b>	MU-1

#### PROPERTY HIGHLIGHTS

- 6,173± SF To 44,630± SF Office Or Mixed-Use Space Available
- Excellent Signage & Visibility
- 14,000 Average Daily Traffic Along W. 38th Street (PennDOT - 2022 Count Year)
- On Public Bus Route With Bus Stop At Plaza
- Abundant Free Parking
- Zoned MU-1, Neighbor Mixed Use District, In Millcreek Township
- 6,173± SF Mixed-Use Space To Be Delivered As ADA Compliant, Vanilla Box Space With Sprinkler System, 64'3" X 94' With 15' Ceilings & 47'9" Window Frontage
- 38,530± SF Office Or Redevelopment Opportunity – Up To 44,630± SF
- Offered At \$12.00/SF/YR + CAM
- CAM Estimated At \$3.45/SF/YR Based on 2023
- Join Countryside Agility K9 Sports Center, Disabled Veteran Solutions, JPT Foundation Event Center, Salvation Ministries, Passalinqua's Pizzeria & Subway At Lake Erie Plaza!

#### FOR MORE INFORMATION PLEASE CONTACT

**Sherry Bauer**

Broker

O. 814.453.2000 x101 \ C. 814.460.2000

sbauer@sherrybauerrealestate.com

1315 Peninsula Drive, Suite 2, Erie, PA 16505

P. 814.453.2000

F. 814.453.2001

www.sherrybauerrealestate.com

UP TO 44,630± SF MIXED-USE SPACE

For Lease | Lake Erie Plaza | 2323 W. 38th Street | Erie, PA 16506

**SBRE**  
SHERRY BAUER REAL ESTATE SERVICES



FOR MORE INFORMATION PLEASE CONTACT

**Sherry Bauer**

Broker

O. 814.453.2000 x101 \ C. 814.460.2000

sbauer@sherrybauerrealestate.com

1315 Peninsula Drive, Suite 2, Erie, PA 16505

P. 814.453.2000

F. 814.453.2001


www.sherrybauerrealestate.com

# UP TO 44,630± SF MIXED-USE SPACE

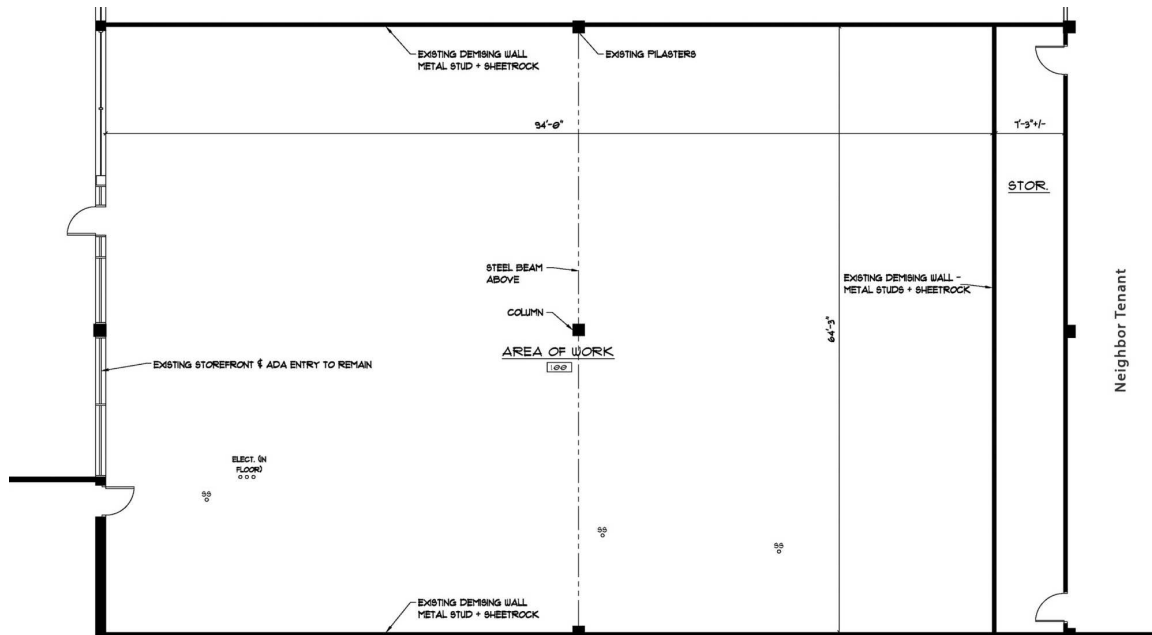
**For Lease** | Lake Erie Plaza | 2323 W. 38th Street | Erie, PA 16506



6,173± SF Mixed-Use Space: 64'3" X 94' With 15' Ceilings



6,173± SF Mixed-Use Space: 47'9" Window Frontage



Neighbor Tenant

6,173± SF ADA Compliant, Vanilla Box Space With Sprinkler System Available (Suite 201)

©2024 SBRE - Sherry Bauer Real Estate. The information above has been obtained from sources believed reliable. While we do not doubt its accuracy, we have not verified it and make no guarantee, warranty or representation about it. It is your responsibility to independently confirm its accuracy and completeness. Layout: ©2024 Michael Grab Architect; drawn 01/31/2024; project 24-06.

## FOR MORE INFORMATION PLEASE CONTACT

**Sherry Bauer**

**Broker**

O. 814.453.2000 x101 \ C. 814.460.2000

sbauer@sherrybauerrealestate.com

1315 Peninsula Drive, Suite 2, Erie, PA 16505

P. 814.453.2000

F. 814.453.2001

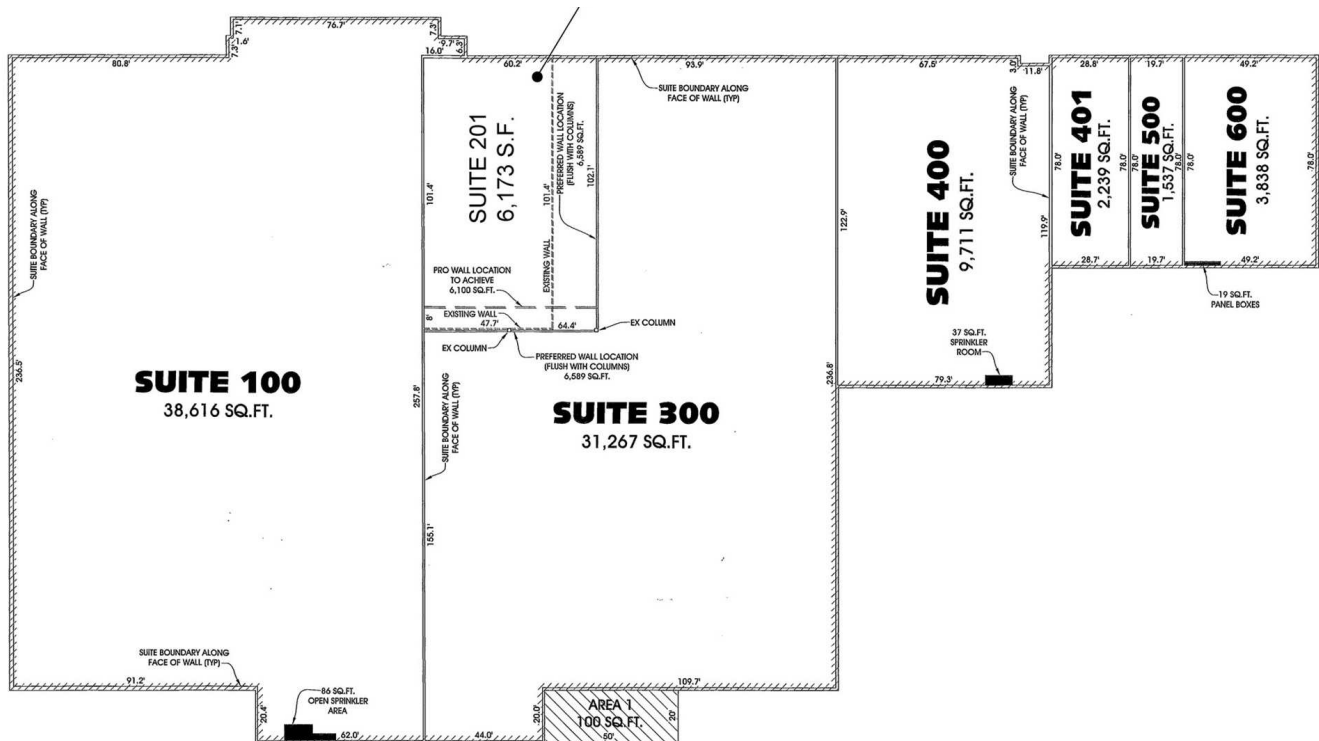
www.sherrybauerrealestate.com

UP TO 44,630± SF MIXED-USE SPACE

For Lease | Lake Erie Plaza | 2323 W. 38th Street | Erie, PA 16506



38,530± SF Office Or Redevelopment Opportunity - Up To 44,630± SF Available



Up to 44,630± SF Mixed-Use Space Available - Suites 100 & 201

©2024 SBRE - Sherry Bauer Real Estate. The information above has been obtained from

**FOR MORE INFORMATION PLEASE CONTACT**

**Sherry Bauer**

Broker

O. 814.453.2000 x101 \ C. 814.460.2000

sbauer@sherrybauerrealestate.com

1315 Peninsula Drive, Suite 2, Erie, PA 16505

P. 814.453.2000

F. 814.453.2001

www.sherrybauerrealestate.com

3. Small Wireless Facility.
4. Solar Energy System, Private.
5. Temporary Uses.
6. Vehicle Fuel Station, Non-Retail.
7. Vehicle Fuel Station, Retail.
8. Wind Turbine System, Small.

F. Dimensional Requirements.

Minimum Lot Size	N/A
Minimum Lot Depth	100'
Minimum Lot Width (at ROW)	50'
Maximum Density	8.5
Minimum Front Setback	30'
Minimum Rear Setback	20'
Minimum Side Setback	20'
Maximum Building Height	50'
Maximum Lot Coverage	50%

**§ 145-21 MU-1 NEIGHBORHOOD MIXED USE DISTRICT.**

- A. Purpose. The MU-1 District adds Use flexibility to encourage compact, pedestrian-oriented development.
- B. Permitted Uses. Uses and Accessory Structures permitted in the MU-1 District shall include:
  1. Animal Daycare.
  2. Business Services.
  3. Clinic.
  4. Convenience Store, Neighborhood.
  5. Day-Care Center.

6. Dwelling, Single-Family Attached.
  7. Eating and Drinking Establishment.
  8. Essential Services.
  9. Financial Institution.
  10. Forestry.
  11. Ghost Kitchen.
  12. Health Club.
  13. Medical Marijuana Dispensary.
  14. Mixed Use Occupancy (Residential/Commercial).
  15. Mixed Use Occupancy (Commercial).
  16. Multiple-Establishment Center.
  17. Personal Services.
  18. Pet Grooming Establishment.
  19. Place of Worship/Assembly.
  20. Professional Services.
  21. Public Buildings and Structures.
  22. Public or Private School.
  23. Recreation Facility, Public.
  24. Retail Business Establishment.
  25. Shopping Center, Neighborhood.
  26. Studio, Dancing or Music.
  27. Wireless Communications Facility, Non-Tower.
- C. Uses permitted by Special Exception. The Zoning Hearing Board may approve a Use by Special Exception for the following Uses and their Accessory Structures where it finds that all general criteria as set forth in Article IV of this Chapter and all criteria applicable to the Use as set forth in Article V of this Chapter are satisfied:
1. Bed and Breakfast Inn.

2. Funeral Home.

D. Accessory Uses permitted by right. Any Use and their accompanying Structures that are customarily subordinate and incidental to an approved Permitted Use, Special Exception, or Conditional Use are permitted by right, including but not limited to, the following:

1. Car Wash, Accessory.
2. Drive-Through Facility.
3. Garage, Private.
4. Garage, Public.
5. Limited Lodging.
6. No-Impact Home-Based Business.
7. Small Wireless Facility.
8. Solar Energy System, Private.
9. Temporary Uses.

E. Dimensional Requirements.

Minimum Lot Size	N/A
Minimum Lot Depth	100'
Minimum Lot Width (at ROW)	50'
Maximum Density	12.0
Minimum Front Setback	15' when front façade faces collector or higher classification Street, 5' when front façade faces any other Street classification
Minimum Rear Setback	20'

Minimum Side Setback	7'
Maximum Building Height	35'
Maximum Lot Coverage	60%

**§ 145-22 MU-2 CORRIDOR MIXED USE DISTRICT.**

- A. Purpose. The MU-2 District is intended to incorporate compatible housing options with retail, office, service and related Uses, activating this corridor with a built-in worker and customer base and density of users.
- B. Permitted Uses. Uses and their Accessory Structures permitted in the MU-2 District shall include:
  - 1. Animal Daycare.
  - 2. Business Services.
  - 3. Car Wash.
  - 4. Clinic.
  - 5. Convenience Store, Neighborhood.
  - 6. Day-Care Center.
  - 7. Dwelling, Multi-Family.
  - 8. Eating and Drinking Establishment.
  - 9. Educational Institution.
  - 10. Essential Services.
  - 11. Financial Institution.
  - 12. Forestry.
  - 13. Ghost Kitchen.
  - 14. Health Club.
  - 15. Hospital.
  - 16. Hotel.
  - 17. Light Industry/Manufacturing.