

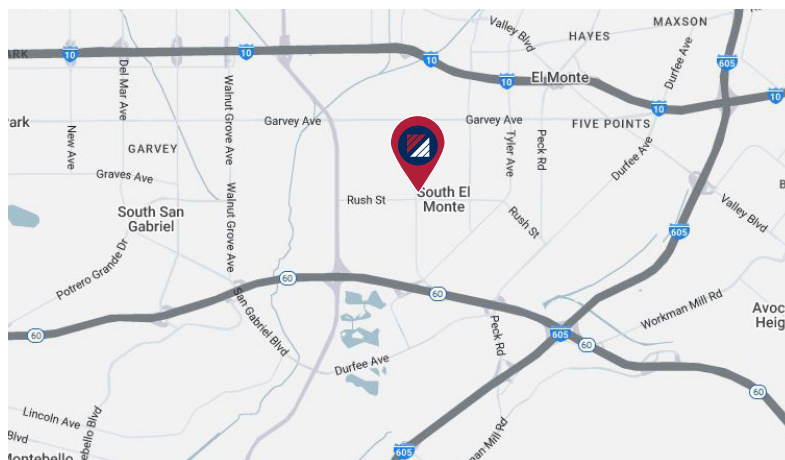


FOR LEASE

INDUSTRIAL BLDG | ±4,911 SF AVAILABLE
2128 MERCED AVE. | SOUTH EL MONTE | CA

PROPERTY HIGHLIGHTS:

- 4,911 SF Industrial Building
- Close to Freeway(s) I-60 & I-605
- Three (3) Ground Level Door
- Power: 200 Amps | 240 V | 3P
(Need to verify)



FOR MORE INFORMATION, PLEASE CONTACT:

JOHN HASTINGS


ASSOCIATE

P: 562.908.5115 | M: 760.703.2212

jhastings@daumcommercial.com

CA DRE#: 02145691

DAUM
COMMERCIAL REAL ESTATE SERVICES



FOR MORE INFORMATION, PLEASE CONTACT:

JOHN HASTINGS

ASSOCIATE

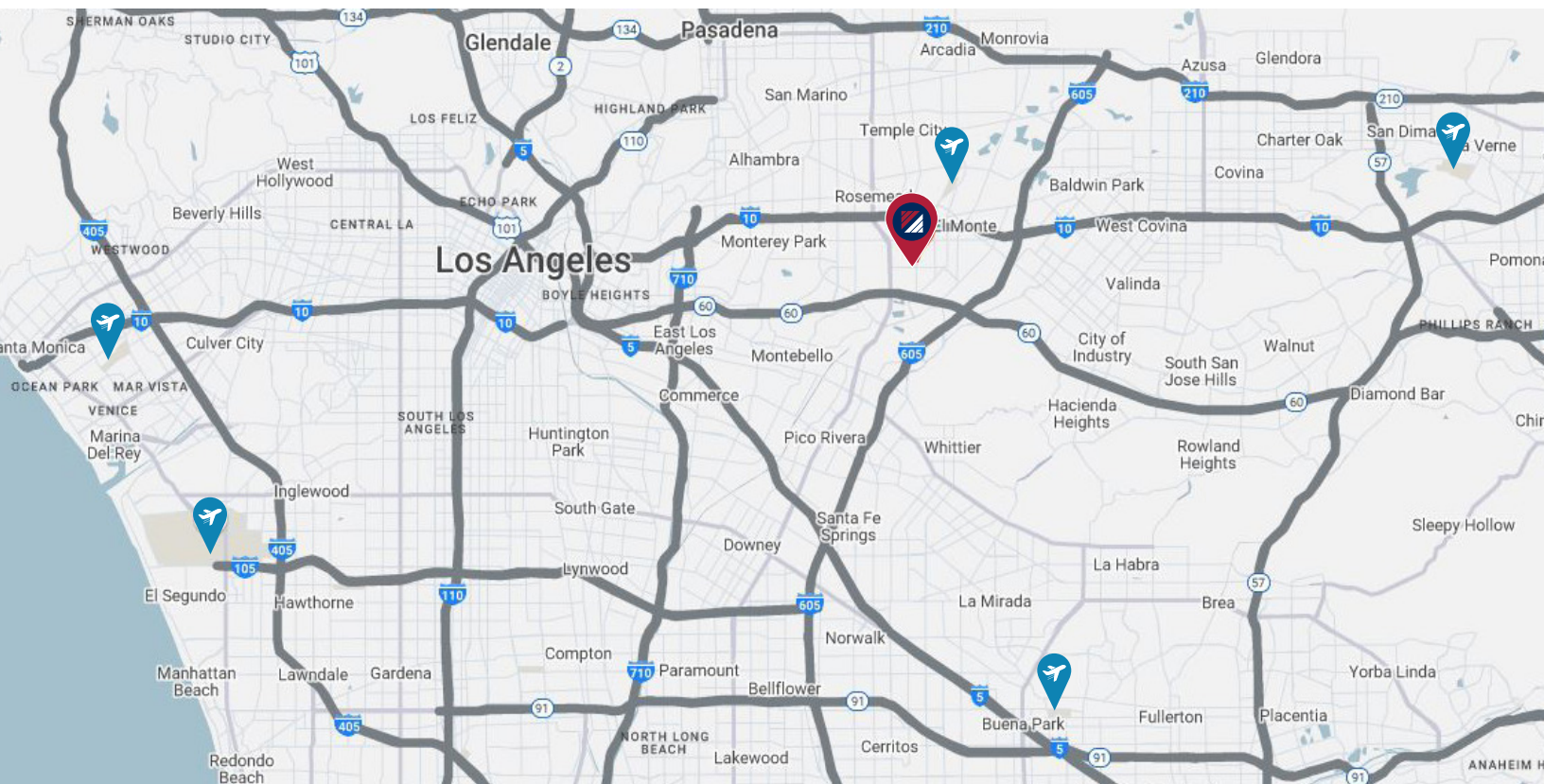
P: 562.908.5115 | M: 760.703.2212

jhastings@daumcommercial.com

CA DRE#: 02145691

DAUM
COMMERCIAL REAL ESTATE SERVICES

AERIAL AND LOCATION MAP



FOR MORE INFORMATION, PLEASE CONTACT:

JOHN HASTINGS

ASSOCIATE

P: 562.908.5115 | M: 760.703.2212

jhastings@daumcommercial.com

CA DRE#: 02145691

DAUM
COMMERCIAL REAL ESTATE SERVICES