

FOR LEASE

630 MAPLEWOOD DRIVE

630 MAPLEWOOD DRIVE, JUPITER, FL 33458



PROPERTY DESCRIPTION

Centrally located opportunity in close proximity to I95 and the Turnpike. Located in the heart of Jupiter, the building provides ample parking and is surrounded by densely populated residential neighborhoods. Great opportunity for a medical or professional office uses.

PROPERTY HIGHLIGHTS

- 2nd Generation medical space
- Close to I-95 and Florida Turnpike exits
- Prominent building and monument signage
- Close to Jupiter Medical Center and other medical facilities
- Average household incomes averaging \$150,000

OFFERING SUMMARY

Lease Rate:	Negotiable
Available SF:	6,157 SF
Building Size:	14,224 SF

DEMOGRAPHICS	1 MILE	3 MILES	5 MILES
Total Households	4,820	27,811	45,647
Total Population	11,726	70,215	108,226
Average HH Income	\$105,733	\$156,189	\$163,527

BRYAN COHEN

561.471.0212

info@cohencommercial.com



FOR LEASE

630 MAPLEWOOD DRIVE

630 MAPLEWOOD DRIVE, JUPITER, FL 33458



BRYAN COHEN

561.471.0212

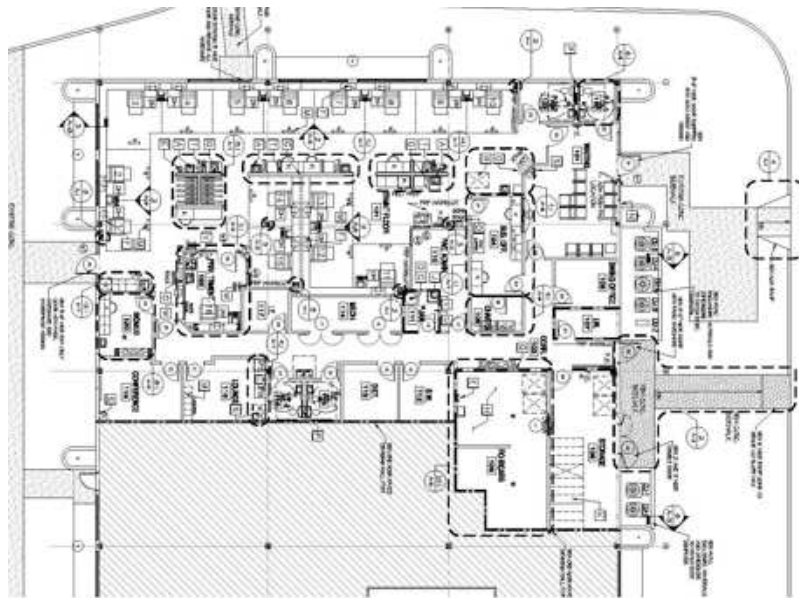
info@cohencommercial.com



FOR LEASE

630 MAPLEWOOD DRIVE

630 MAPLEWOOD DRIVE, JUPITER, FL 33458



BRYAN COHEN

561.471.0212

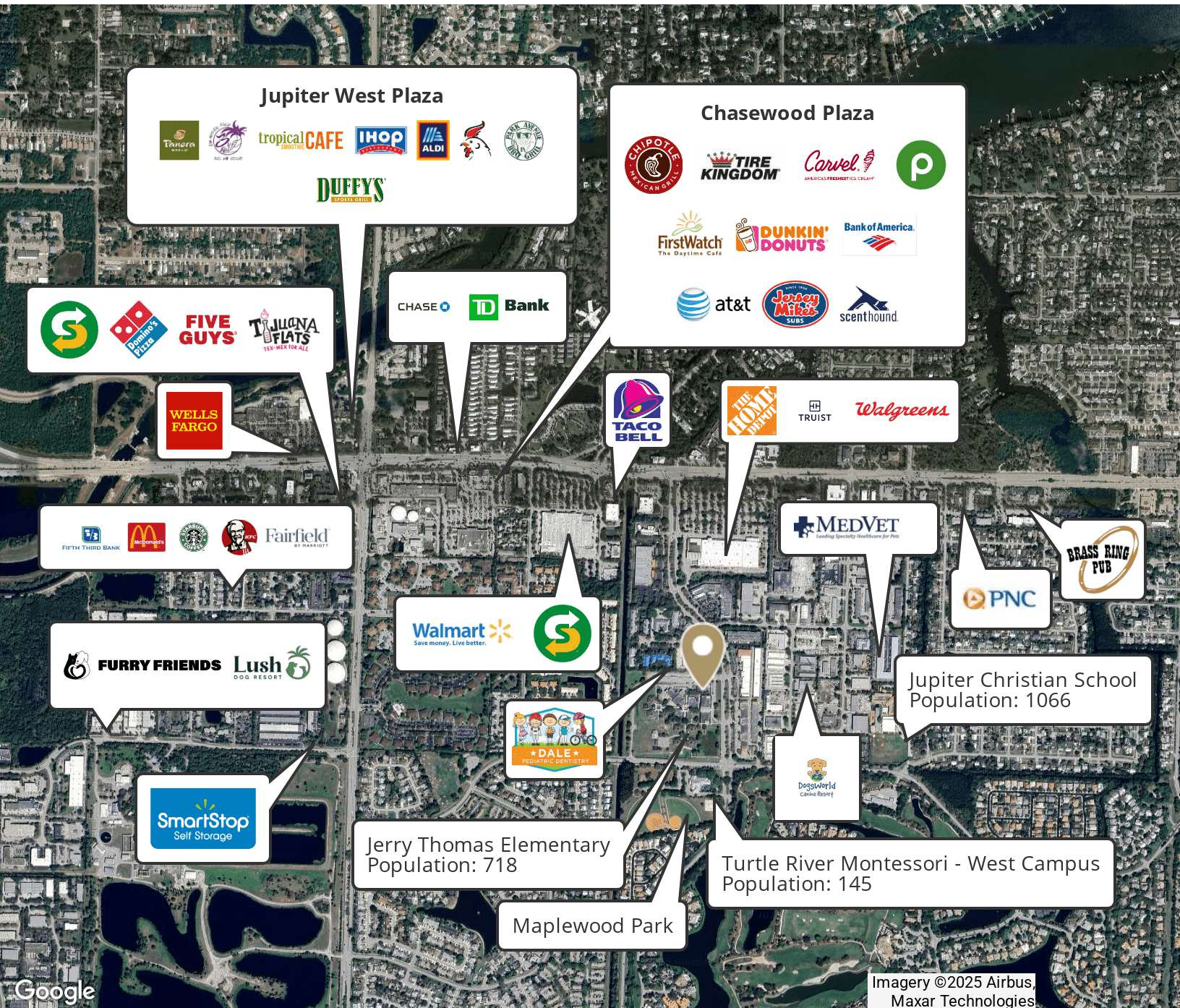
info@cohencommercial.com



FOR LEASE

630 MAPLEWOOD DRIVE

630 MAPLEWOOD DRIVE, JUPITER, FL 33458



BRYAN COHEN

561.471.0212

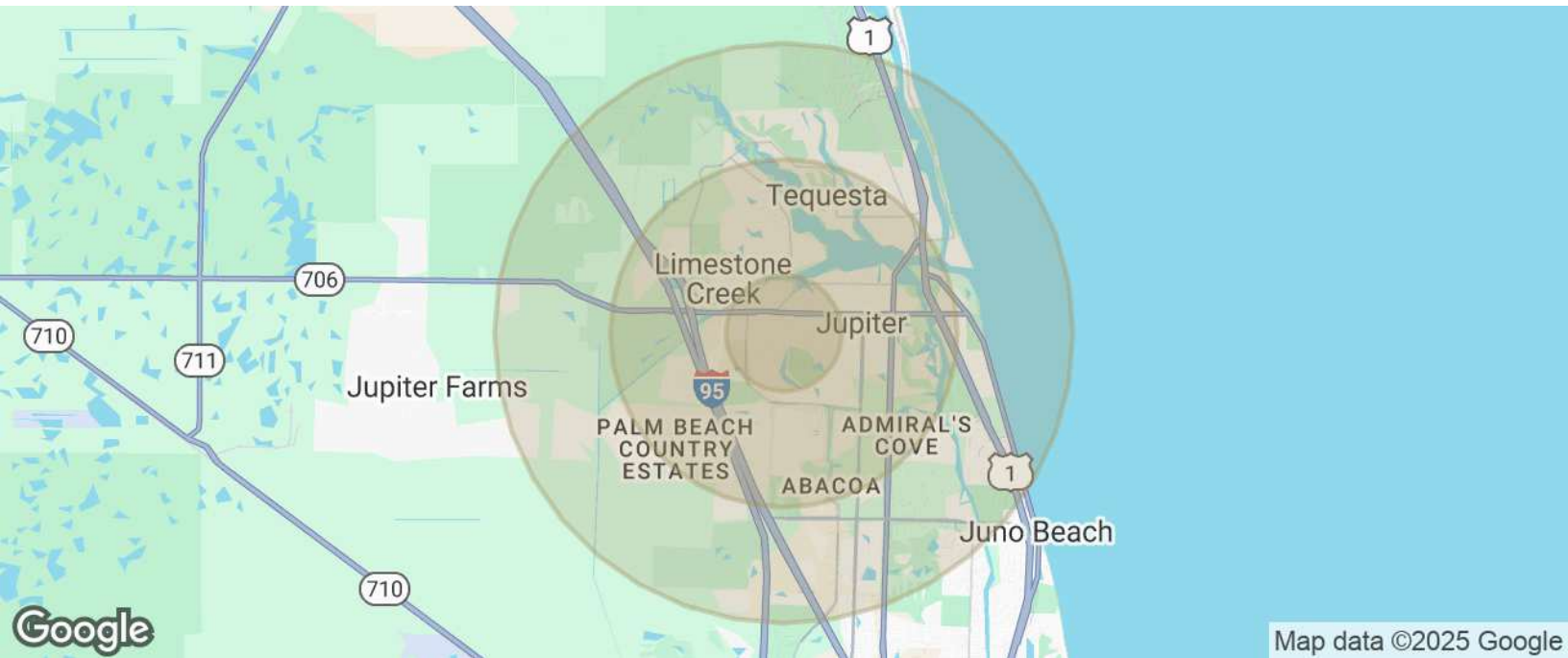
info@cohencommercial.com



FOR LEASE

630 MAPLEWOOD DRIVE

630 MAPLEWOOD DRIVE, JUPITER, FL 33458



POPULATION	1 MILE	3 MILES	5 MILES
Total Population	11,726	70,215	108,226
Average Age	43	44	47
HOUSEHOLDS & INCOME	1 MILE	3 MILES	5 MILES
Total Households	4,820	27,811	45,647
# of Persons per HH	2.4	2.5	2.4
Average HH Income	\$105,733	\$156,189	\$163,527
Average House Value	\$526,619	\$709,103	\$758,078

Demographics data derived from AlphaMap

BRYAN COHEN

561.471.0212
info@cohencommercial.com

