

5.47 ACRE DEVELOPMENT SITE ON US-1

10753 S US HWY 1, PORT ST LUCIE, FL, 34952

2025 STATISTICS

- **Walmart** 
2.5M Visits and \$89.6M Sales
- **sam's club** 
1.4M Visits and \$79.5M Sales

FOR SALE OR GROUND LEASE



Chris Barney
Partner
954.520.7692
Chris.Barney@TrinityCRE.com

Sam Dalton
Senior Advisor
484.240.9098
Sam.Dalton@TrinityCRE.com

Spencer Davis
Advisor
239.564.1313
Spencer.Davis@TrinityCRE.com



OFFERING:


ASKING PRICE	Call for Details
--------------	------------------

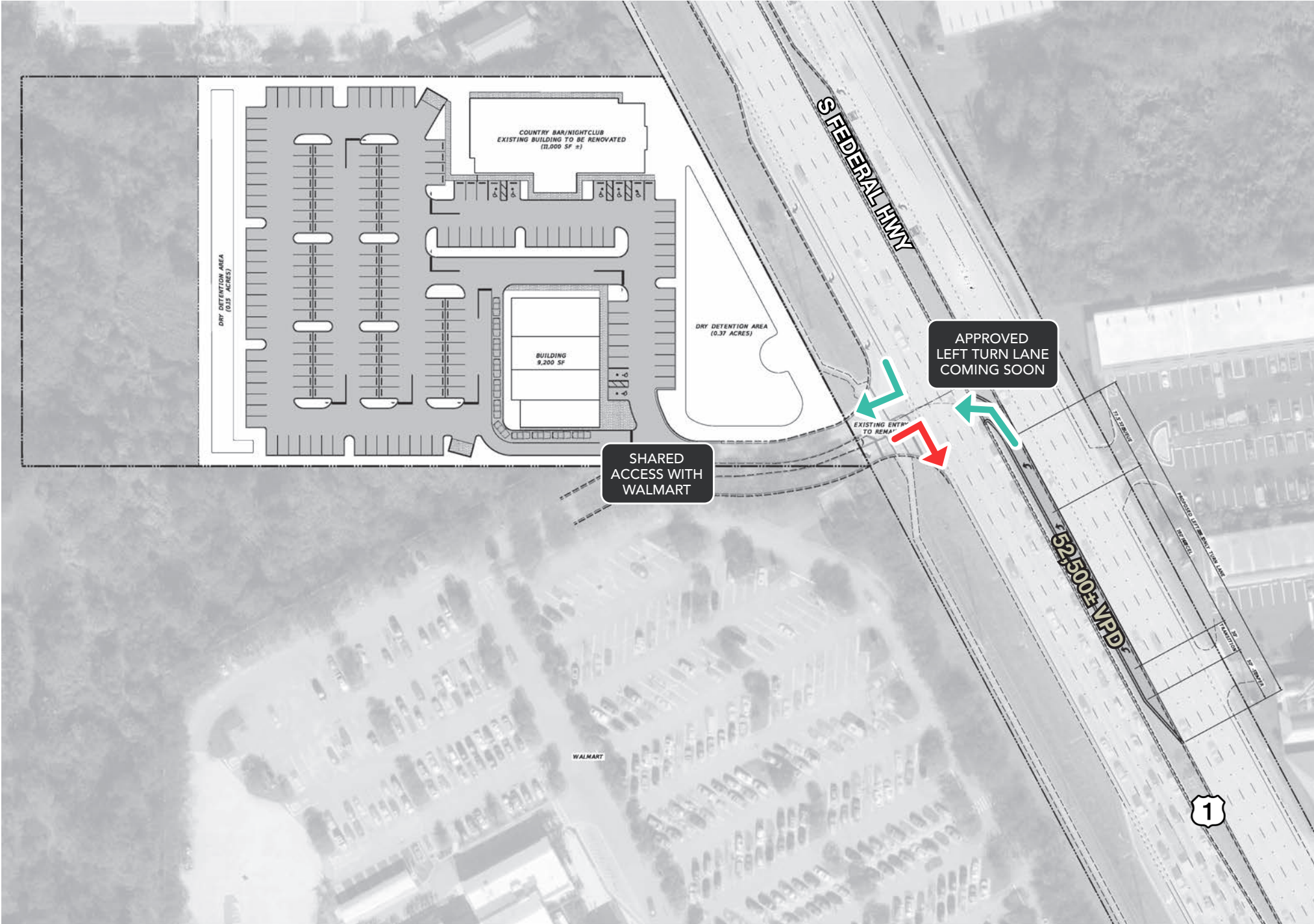
PROPERTY SPECIFICATIONS:

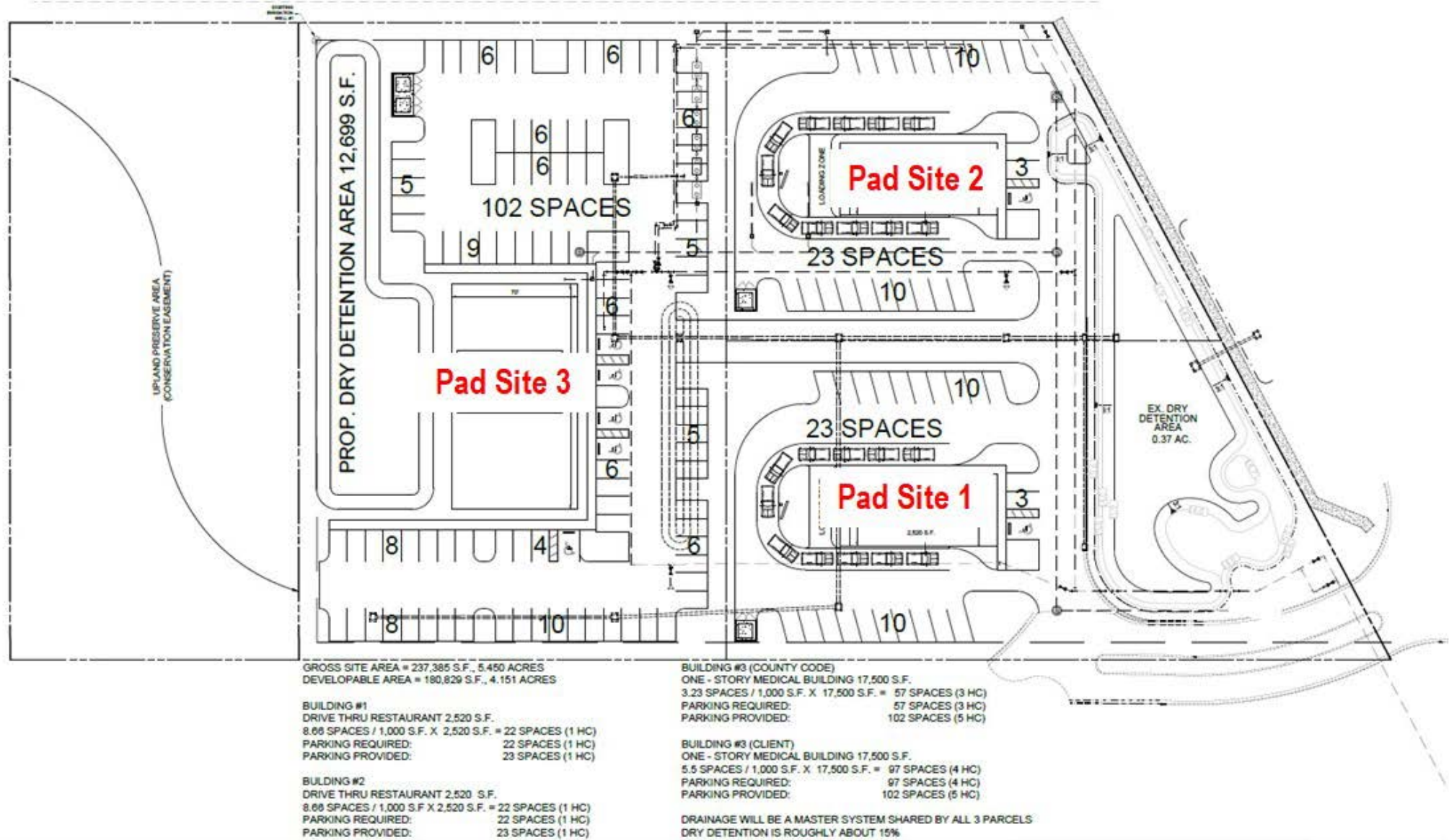
ADDRESS	10753 S US Hwy 1, Port St Lucie, FL 34952
ACREAGE	5.47± Acres
BUILDING	11,202 Sq Ft
ZONING	General Commercial
JURISDICTION	St Lucie County

INVESTMENT HIGHLIGHTS

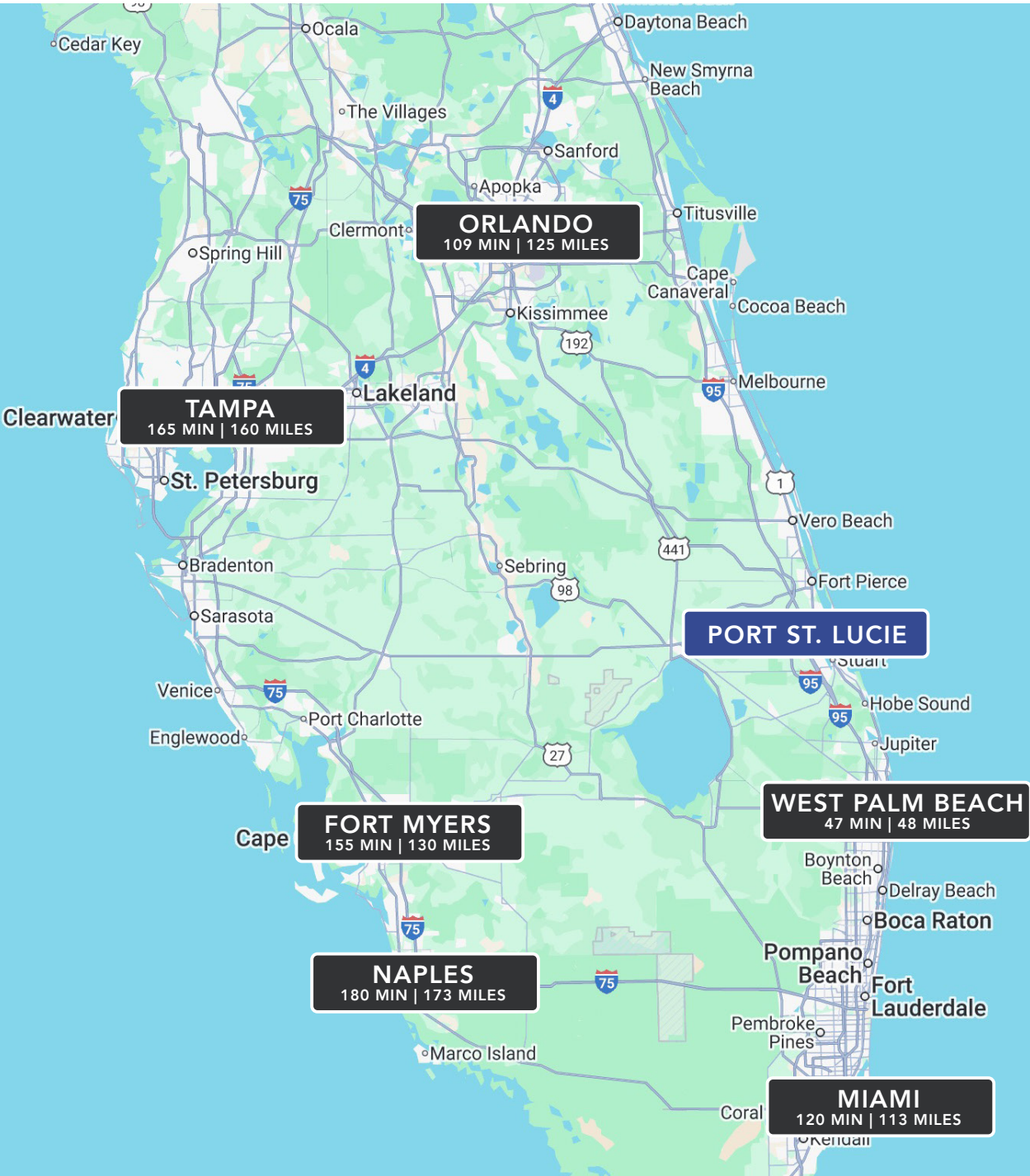
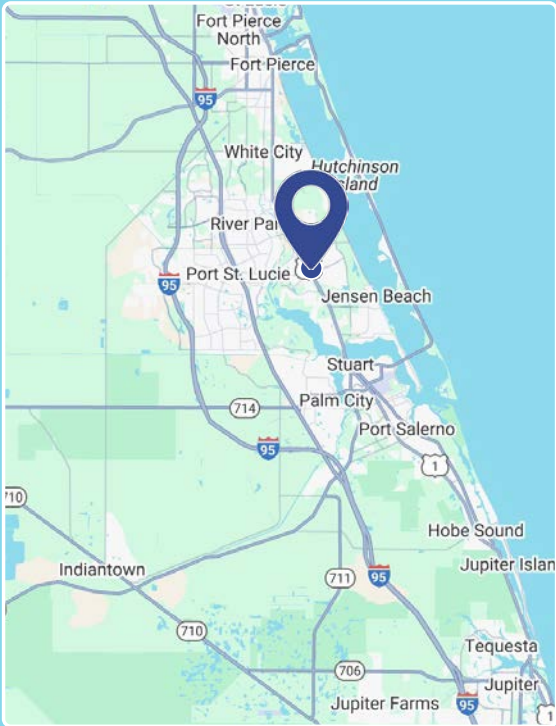
- **US Highway 1 Frontage:** Direct exposure along a primary north-south corridor with strong daily traffic and convenient access to surrounding commercial and residential areas.
- **Growth-Oriented Trade Area:** Located within a rapidly expanding section of Port St. Lucie, supported by continued population and employment growth.
- **Established Commercial Surroundings:** Nearby national retailers, medical offices, and service providers create built-in consumer traffic and complementary demand.
- **Strong Residential Base:** Dense surrounding neighborhoods provide a consistent customer base and workforce presence.
- **Redevelopment Flexibility:** 5.47± acres allow for a range of commercial uses, including retail, medical, service, or mixed-use concepts, subject to approvals.
- **Regional Connectivity:** Easy access to I-95 and major east-west routes enhances regional accessibility across the Treasure Coast.

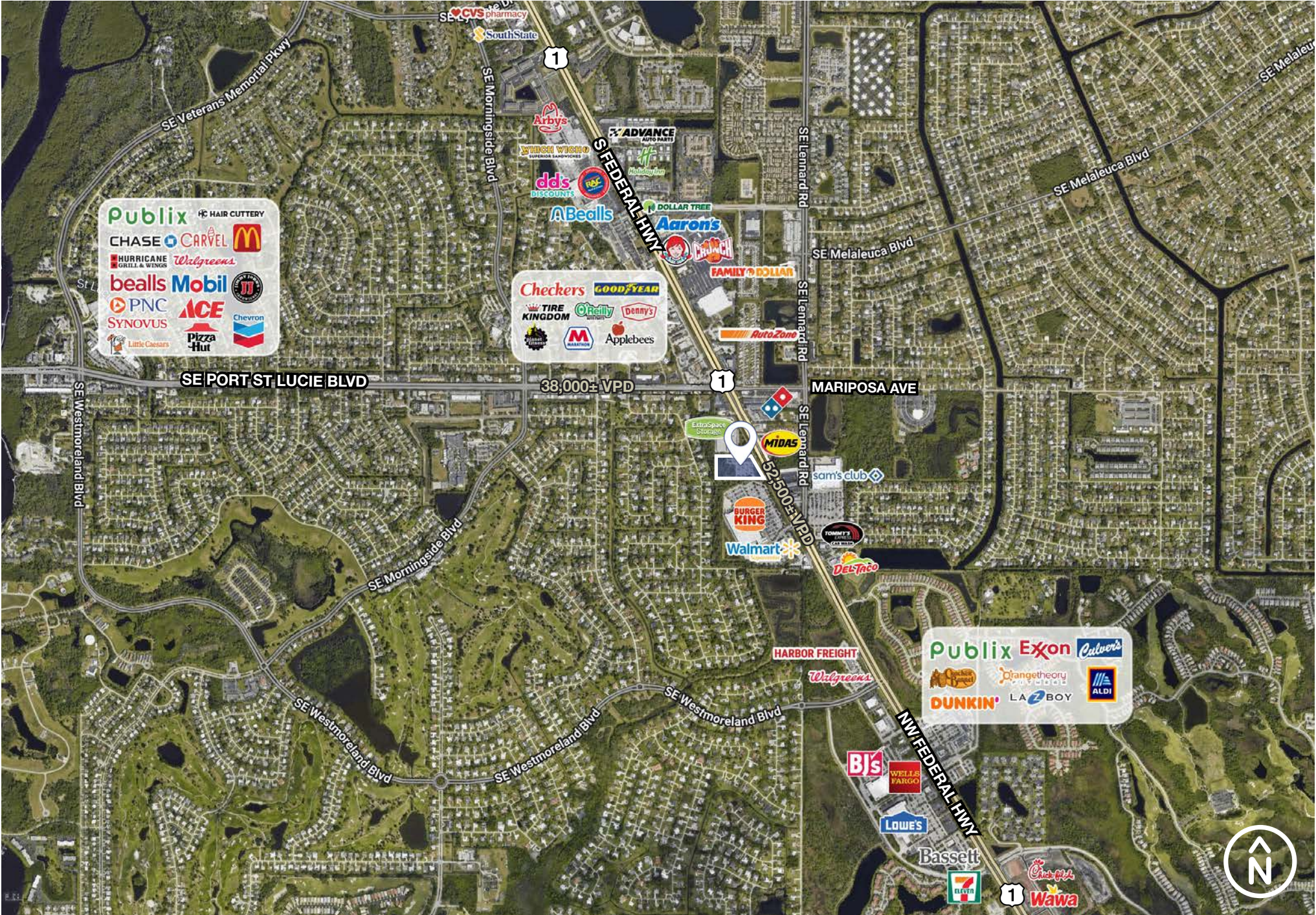






PORT ST. LUCIE











DEMOGRAPHICS

PORT ST. LUCIE, FL

10753 S. US Highway 1

	1 Mile	3 Miles	5 Miles	10 Min Drive Time
Population				
2025 Estimated Population	7,910	50,530	132,790	65,415
2030 Projected Population	8,651	54,701	145,412	70,475
2020 Census Population	7,447	45,952	117,246	60,052
2010 Census Population	6,445	40,931	104,565	53,817
Projected Annual Growth 2025 to 2030	1.9%	1.7%	1.9%	1.5%
Historical Annual Growth 2010 to 2025	1.5%	1.6%	1.8%	1.4%
2025 Median Age	43.6	46.5	47.7	47.0
Households				
2025 Estimated Households	3,097	21,340	55,886	28,028
2030 Projected Households	3,361	22,893	60,568	29,889
2020 Census Households	3,051	19,654	49,805	26,067
2010 Census Households	2,626	17,450	44,408	23,245
Projected Annual Growth 2025 to 2030	1.7%	1.5%	1.7%	1.3%
Historical Annual Growth 2010 to 2025	1.2%	1.5%	1.7%	1.4%
Income				
2025 Estimated Average Household Income	\$88,973	\$100,327	\$104,716	\$98,531
2025 Estimated Median Household Income	\$73,458	\$75,572	\$77,171	\$74,099
2025 Estimated Per Capita Income	\$35,029	\$42,464	\$44,123	\$42,289
Business				
2025 Estimated Total Businesses	651	3,131	7,246	4,386
2025 Estimated Total Employees	4,062	20,671	38,223	26,759
2025 Estimated Employee Population per Business	6.2	6.6	5.3	6.1
2025 Estimated Residential Population per Business	12.2	16.1	18.3	14.9



Port St. Lucie is known for its extensive canal system and established residential neighborhoods.

218,000

City Population

TOP 10

Fastest-Growing
Cities in Florida

\$77,000

Median household
Income

76%

Owner Occupied
Housing



PORT ST. LUCIE
HEART OF THE TREASURE COAST

***"The Jewel of the
Treasure Coast blends
coastal living with modern
Florida communities"***

VISIT FLORIDA
official touring site
for Florida

Port St. Lucie is known for its strong community identity with abundant parks, golf courses, waterfront living, and established neighborhoods. With its balance of suburban appeal and metropolitan convenience, the city draws steady residential demand from retirees, families, and job-seekers alike.

Port St. Lucie is located along Florida's Treasure Coast, offering direct access to pristine beaches, the St. Lucie River, and the Indian River Lagoon. Its positioning midway between West Palm Beach and Vero Beach offers residents both coastal recreation and regional connectivity.

The local economy is supported by stable employment sectors including healthcare, education, government, professional services, and construction — contributing to consistent year-over-year residential demand. In addition to long-standing neighborhoods, new single-family home communities and multifamily developments reinforce Port St. Lucie's role as a primary residential and lifestyle center for the broader region.



\$3,000,000,000+

COMMERCIAL REAL ESTATE SALES VOLUME

EXPERTS IN THE MARKET | PARTNERS IN YOUR SUCCESS



SOUTHEAST FL OFFICE

1951 NW 19th
Suite #101
Boca Raton, FL 33431

P: 954.520.7692

PRESENTED BY:

Chris Barney

Partner
954.520.7692
Chris.Barney@TrinityCRE.com

Sam Dalton

Senior Advisor
484.340.9098
Sam.Dalton@TrinityCRE.com

Spencer Davis

Advisor
239.564.1313
Spencer.Davis@TrinityCRE.com

© 2026 Trinity Commercial Group

This information is considered accurate, but not guaranteed. TCG has been engaged by the owner of the property to market it for sale. Information concerning the property described herein has been obtained from sources other than TCG and we make no representations or warranties, express or implied, as to the accuracy or completeness of such information. Any and all references to age, square footage, income, expenses, and any other property specific information are approximate. Any opinions, assumptions, or estimates contained herein are projections only and used for illustrative purposes and may be based on assumptions or due diligence criteria different from that used by a buyer. Buyers should conduct their own independent investigation and rely on those results. The information herein is subject to change.

