

OFFERING MEMORANDUM

96 Nassau Rd | Roosevelt, New York 11575

FOR SALE & LEASE



Commercial



PROPERTY DETAILS

96 Nassau Rd | Roosevelt, New York 11575

Sale Price **\$1,500,000**

Lease Rate **\$20.00 SF/Yr**

Location Information

Street Address	96 Nassau Rd
City, State, Zip	Roosevelt, NY 11575
County	Nassau
Cross-Streets	Babylon Turnpike
Township	Town Of Hempstead
Side of the Street	East
Signal Intersection	No
Road Type	Paved
Market Type	Medium
Nearest Highway	Sunrise Highway
Nearest Airport	JFK International

Building Information

Building Size 7,425 SF

Property Information

Property Type	Industrial
Property Subtype	Manufacturing
Zoning	Industrial
Lot Size	6,558 SF
APN #	55 336 142
Lot Depth	135 ft

Parking & Transportation

Street Parking	Yes
Parking Type	Other

Utilities & Amenities

Restrooms	2
-----------	---

Exclusively represented by:

Ben Indiviglia

Licensed Real Estate Salesperson
516.353.6549 Email: ben.indiviglia@elliman.com

Charles Maione

Licensed Real Estate Sales Person
516.984.5596 Email: Charles.Maione@Elliman.com

EXECUTIVE SUMMARY

96 Nassau Rd | Roosevelt, New York 11575

Building Size:	7,425 SF	Lot Size:	6,558 SF
Available SF:	7,425 SF	Parking:	Street
Number of Units:	1	Zoning:	Industrial
Year Built:	1959	Frontage:	50 Feet
		Sale Price:	\$1,600,000
		Lease Rate:	\$20.00 SF/yr (NNN)

**enter disclaimer here...*

Property Overview

The subject is improved with a one and part two-story freestanding industrial warehouse building with 7,425± square feet of gross building area, which includes 1,800± square feet of second floor mezzanine office and storage. 14 Foot Roll Up Door with Loading Dock, 400 amp 240 Volt 3-Phase Electric, 1 ton crane 10-14 feet heights, 50 feet long crane span, 18 foot ceilings, LED lighting, 2 skylights for natural light, Southern window exposure for more light, 3 heating units 1 Ac unit. Taxes \$27,039.26.

Exclusively represented by:

Ben Indiviglia

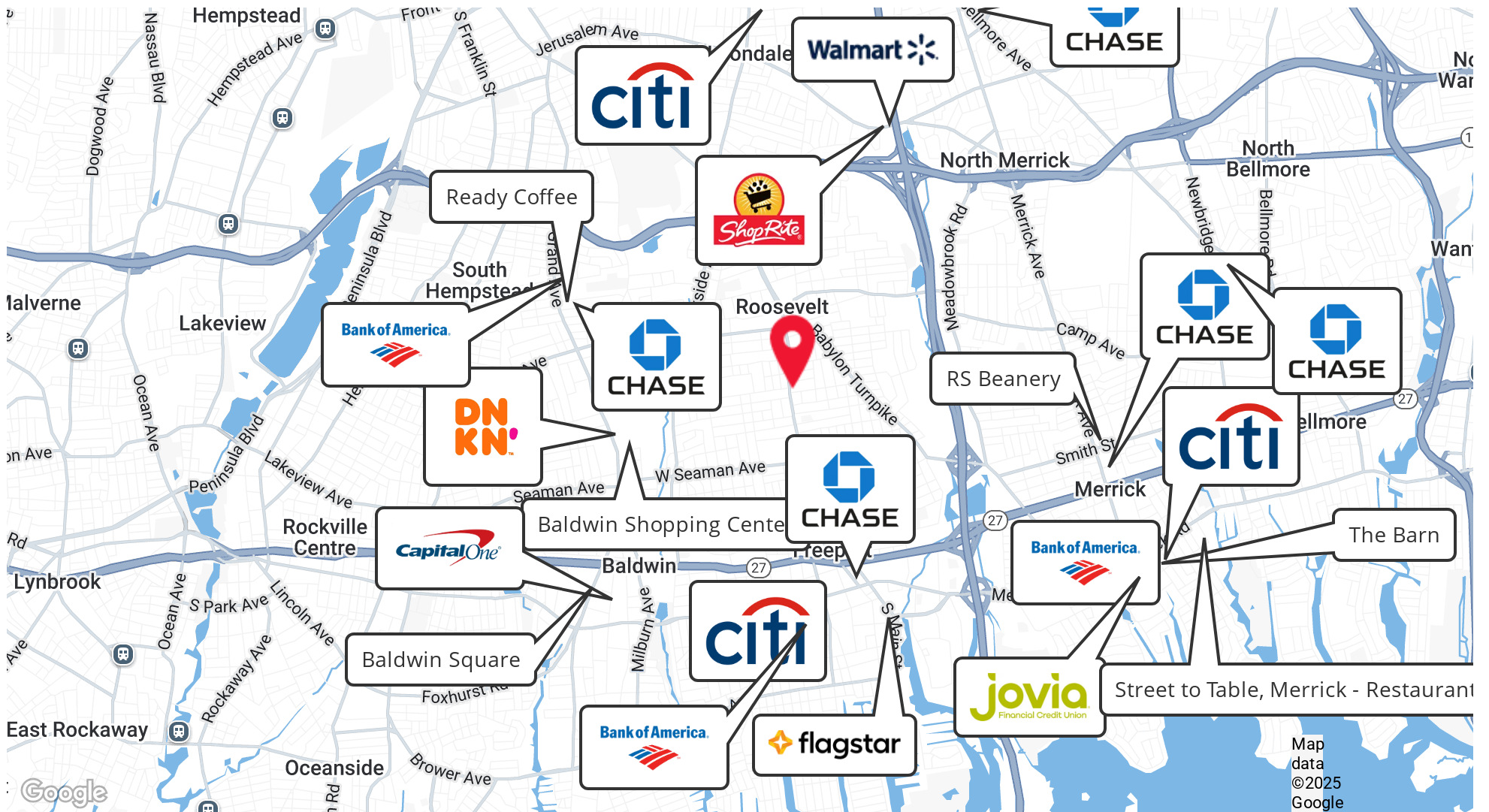
Licensed Real Estate Salesperson
516.353.6549 Email: ben.indiviglia@elliman.com

Charles Maione

Licensed Real Estate Sales Person
516.984.5596 Email: Charles.Maione@Elliman.com

RETAILER MAP

96 Nassau Rd | Roosevelt, New York 11575



Exclusively represented by:

Ben Indiviglia




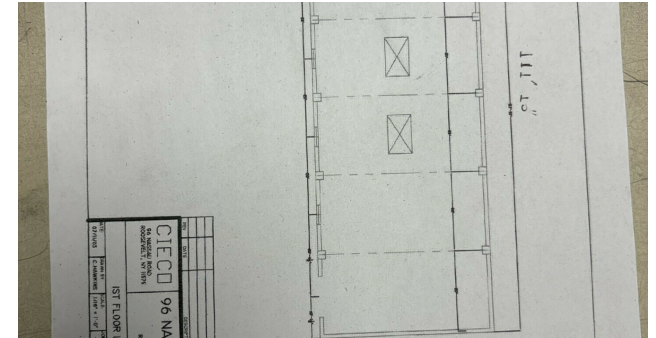

Licensed Real Estate Salesperson
516.353.6549 Email: ben.indiviglia@elliman.com

Charles Maione

Licensed Real Estate Sales Person
516.984.5596 Email: Charles.Maione@Elliman.com

ADDITIONAL PHOTOS

96 Nassau Rd | Roosevelt, New York 11575



Exclusively represented by:

Ben Indiviglia

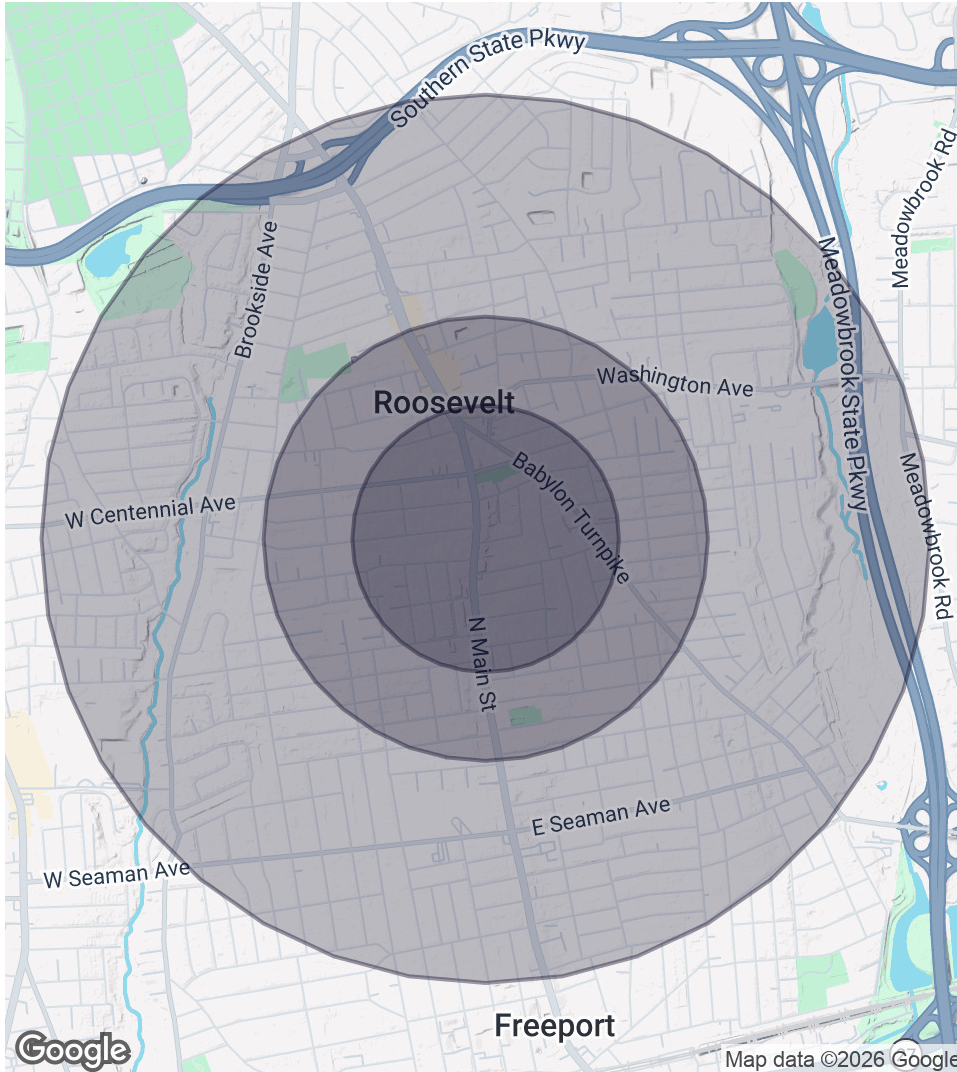
Licensed Real Estate Salesperson
516.353.6549 Email: ben.indiviglia@elliman.com

Charles Maione

Licensed Real Estate Sales Person
516.984.5596 Email: Charles.Maione@Elliman.com

DEMOGRAPHICS MAP & REPORT

96 Nassau Rd | Roosevelt, New York 11575



0.3 Miles Radius

Population
2,771
Households
652
Average HH Income
\$168,777

Median HH Income
-
Daytime Population (W/ 16 yr+)
-

0.5 Miles Radius

Population
9,124
Households
2,153
Average HH Income
\$165,239

Median HH Income
-
Daytime Population (W/ 16 yr+)
-

1 Mile Radius

Population
33,259
Households
8,129
Average HH Income
\$154,473

Median HH Income
-
Daytime Population (W/ 16 yr+)
-

Exclusively represented by:

Ben Indiviglia

Licensed Real Estate Salesperson
516.353.6549 Email: ben.indiviglia@elliman.com

Charles Maione

Licensed Real Estate Sales Person
516.984.5596 Email: Charles.Maione@Elliman.com

96 Nassau Rd | Roosevelt, New York 11575

EXCLUSIVELY REPRESENTED BY:




Ben Indiviglia

Licensed Real Estate Salesperson

516.353.6549

Email: ben.indiviglia@elliman.com



Charles Maione

Licensed Real Estate Sales Person

516.984.5596

Email: Charles.Maione@Elliman.com



550 Smithtown Bypass Suite 117

Smithtown, NY 11787

631.858.2405

ellimancommercial.com



We Are Commercial Real Estate

550 Smithtown Bypass Suite 117
Smithtown, NY 11787
631.858.2405
ellimancommercial.com

Commercial real estate involves more than just property listings. To get the most effective results, you need to partner with a company that has a full complement of services and an in-depth team of professionals to help with all your needs. Douglas Elliman's team of commercial real estate experts is committed to unrivaled performance standards when working with tenants, investors, purchasers and owners. We represent all major property types including office, industrial, retail, apartment and land. We treat each assignment with commitment and focus, from a single transaction in a local market to national and multi-market assignments. We help negotiate contracts, coordinate construction and provide both property management as well as ongoing advisory service to satisfy your changing real estate needs. Our breadth of market knowledge, unprecedented network and use of innovative technology extend to all types of property transactions. For information on our services please contact us today.