



CORPORATE LOGISTICS CENTER

at Palm Beach Park of Commerce

15791 Corporate Circle, Jupiter, FL 33478



AVAILABLE NOW

FOR LEASE OR SALE

Up to ±252,848 SF, Trailer Parking & Outdoor Storage
Class A Industrial Building Located in Palm Beach County















Woodmont Industrial Partners is pleased to offer for lease or sale Corporate Logistics Center, a newly completed Class "A" rear load, dock-high warehouse facility located in the heart of the Palm Beach Park of Commerce in Jupiter, Florida.

Corporate Logistics Center, a non-shared truck court, 36' clear height, state-of-the-art warehouse/distribution facility with trailer parking and outdoor storage, offers a move-in ready solution for businesses seeking a safe and secure corporate park setting, alongside Amazon, Walgreens, FP&L, Niagara and CSX.

SITE PLAN



KEY HIGHLIGHTS

-  Up to ±252,848 SF Available immediately
-  ±16.69 Acres Site area
-  36' Clear height
-  275' - 295' Building depth
-  3,885 SF Spec office
-  48 Dock-high doors (9'x10')
2 Ramps (12'x14')
-  ESFR sprinkler system
-  Electrical Service Panel:
1,200 up to 2,400 amps
-  186' Truck court
Outdoor storage
-  295" D x 860" W Building dimensions
-  53'-9" D x 53'-9" W Column spacing
-  247 Car parking spaces
60 Trailer parking spaces

SINGLE TENANT




- 186' Non-shared truck court
- Additional trailer parking spaces (60)

MULTIPLE TENANT - 4 TENANT SCENARIO



- 16 Bays
- Baysizes $\pm 14,800$ SF to $\pm 18,778$ SF



TOTAL BUILDING AREA

252,848 SF

TOTAL SITE AREA

727,076 SF
(16.69 ACRES)

WINDOW

CLERESTORY
WINDOWS

DOORS

48 DOCK HIGH
DOORS
(9'x10')

TRAILER PARKING

60 TRAILER PARKING
SPACES

DOCK EQUIPMENT

DOCK BUMPERS
02 PER DOCK DOOR

DOORS

02 RAMP
DOORS
(12'x14')

CONCRETE APRON

60' FIBER REINFORCED
CONCRETE APRON

TRUCK COURT

186'

CLEAR HEIGHT

36'

DEPTH

53'-9"

WIDTH

53'-9"

SPEED BAY

60'

WAREHOUSE SLAB

7" CONCRETE
FLOOR SLAB

PARKING

247 CAR PARKING
SPACES

Corporate Logistics Center is ideally located within the Palm Beach Park of Commerce, which offers foreign trade zones, heavy industrial uses and direct rail service with close connectivity to the Port of Palm Beach.





CORPORATE LOGISTICS CENTER
at Palm Beach Park of Commerce

JLL

Yuri Quispe
Vice President
772.201.5305
yuri.quispe@jll.com

JLL

Peter Johnston
Associate
954.980.3224
peter.johnston@jll.com

JLL

Peter Sheridan
Senior Managing Director
954.439.4941
peter.sheridan@jll.com

WOODMONT

Anthony Amadeo
Executive Vice President
973.487.1792
anthony.amadeo@woodmontind.com

LEASED BY



DEVELOPED BY

