

GLOBE CENTER

INDUSTRIAL PARK

9200 GLOBE CENTER DRIVE, SUITE 100
MORRISVILLE, NC 27560

DISTRIBUTION AND LIGHT MANUFACTURING SPACE FOR LEASE
±25,699 SF

FOUNDRY
COMMERCIAL

GLOBE CENTER 4

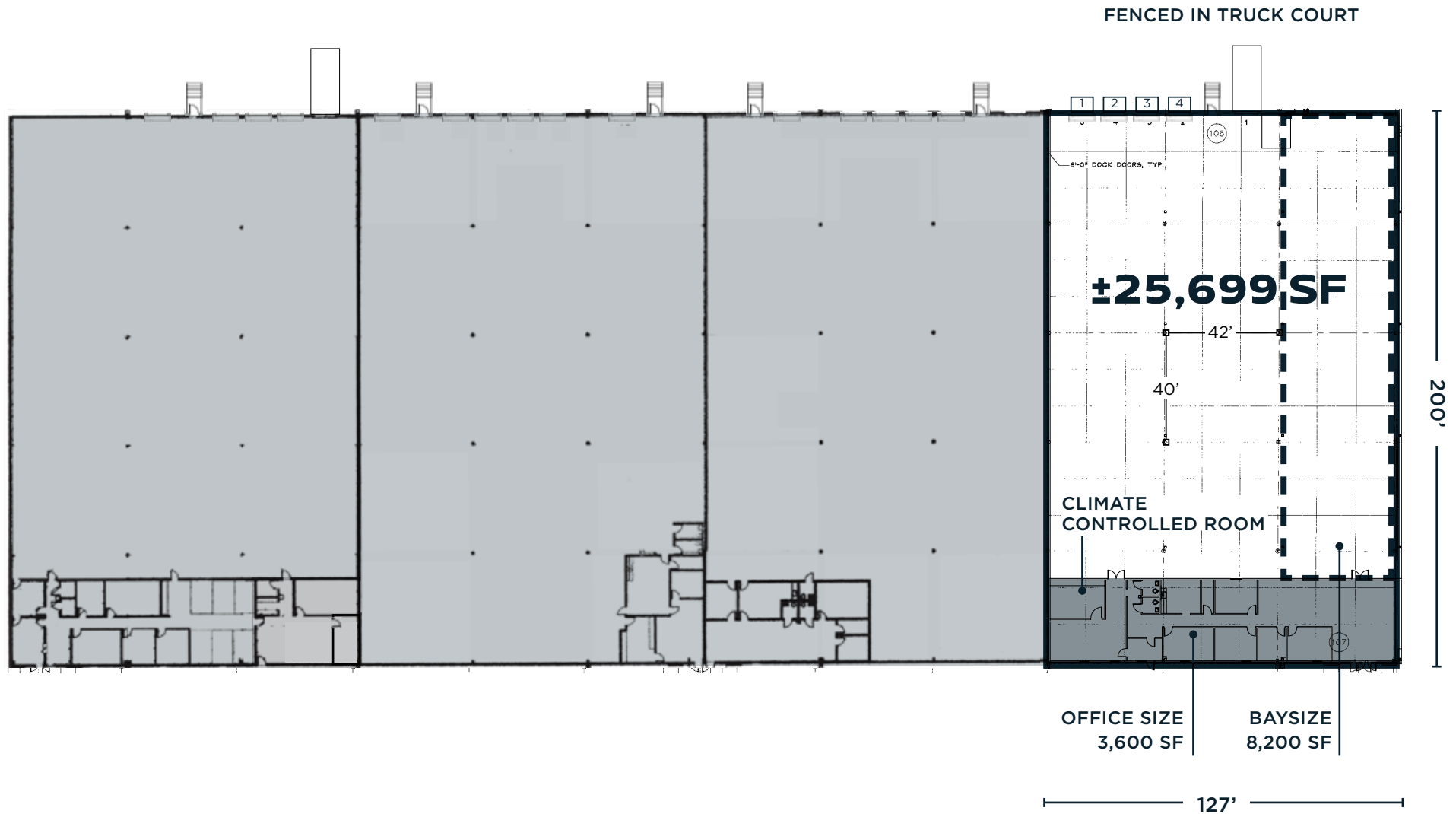
9200

BUILDING SPECIFICATIONS

PROPERTY NAME	Globe Center Building 4	
ADDRESS	9200 Globe Center Drive, Suite 100	
CITY	Morrisville	
STATE	NC	
COUNTY	Wake	
DATE AVAILABLE	04/01/2026	
LEASE RATE	Call for details	
ESTIMATED TICAM	\$2.89/SF	
TAX PARCEL ID #	0768008272	
BUILDING TYPE	Industrial (Light Manufacturing)	
ZONING	Industrial Mixed-Use (IX-3) ZONING INFO	
BUILDING DIMENSIONS	200' building depth	
TOTAL SF	±102,448	
AVAILABLE SF	Total	25,699
	Office	3,600
EXTERIOR WALL MATERIAL	Insulated pre-cast concrete panels	
ROOFING MATERIAL	Insulated single-ply EDPM roof system	

NO. OF PARKING SPACES	25
YEAR BUILT	1997
NO. OF ACRES	13.85
CEILING HEIGHT	24'
LIGHTING	LED
COLUMN SPACING	40' x 42'
FLOOR THICKNESS	5"
SPRINKLER SYSTEM/TYPE	ESFR
LOADING DOCK REAR LOADED	4 dock-high doors (9' x 10) 1 drive-in door (12' x 14')
DOCK EQUIPMENT	3 edge-of-dock levelers & shelters
ELECTRICAL CAPACITY	277/480 volt, 3-phase service
GAS SERVICE	Propane
WATER AND SEWER PROVIDER	City of Raleigh
WATER LINE	2"
TELECOM PROVIDER	Frontier Communications
ELECTRICAL PROVIDER	Duke Energy





FLOOR PLAN SUITE 100

±25,699 SF TOTAL
3,600 SF OFFICE



NEARBY AMENITIES



Harris Teeter
Orangetheory Fitness
MATTRESS Warehouse
FirstWatch
Jockey
Your D

KOHL'S Walmart
petco
2FITNESS
Panera BREAD
Starbucks
RED ROBIN

TARGET HomeGoods TJ-maxx
BARNES & NOBLE BOOKSELLERS Total Wine & More STAPLES
Party City PETSMART Lash
REGAL CINEMAS Caribou COFFEE
DICK'S Sporting Goods Brixx wood fired pizza BJ's EUROPEAN WAX CENTER

Residence Inn
Holiday Inn Express
COURTYARD

Lowes

Hampton
Embassy Suites

ANGUS BARN

Chick-fil-A
Domino's
Wells Fargo

aloft
HYATT house
Fairfield

GLOBE CENTER
INDUSTRIAL PARK








RALEIGH-DURHAM
INTERNATIONAL
AIRPORT

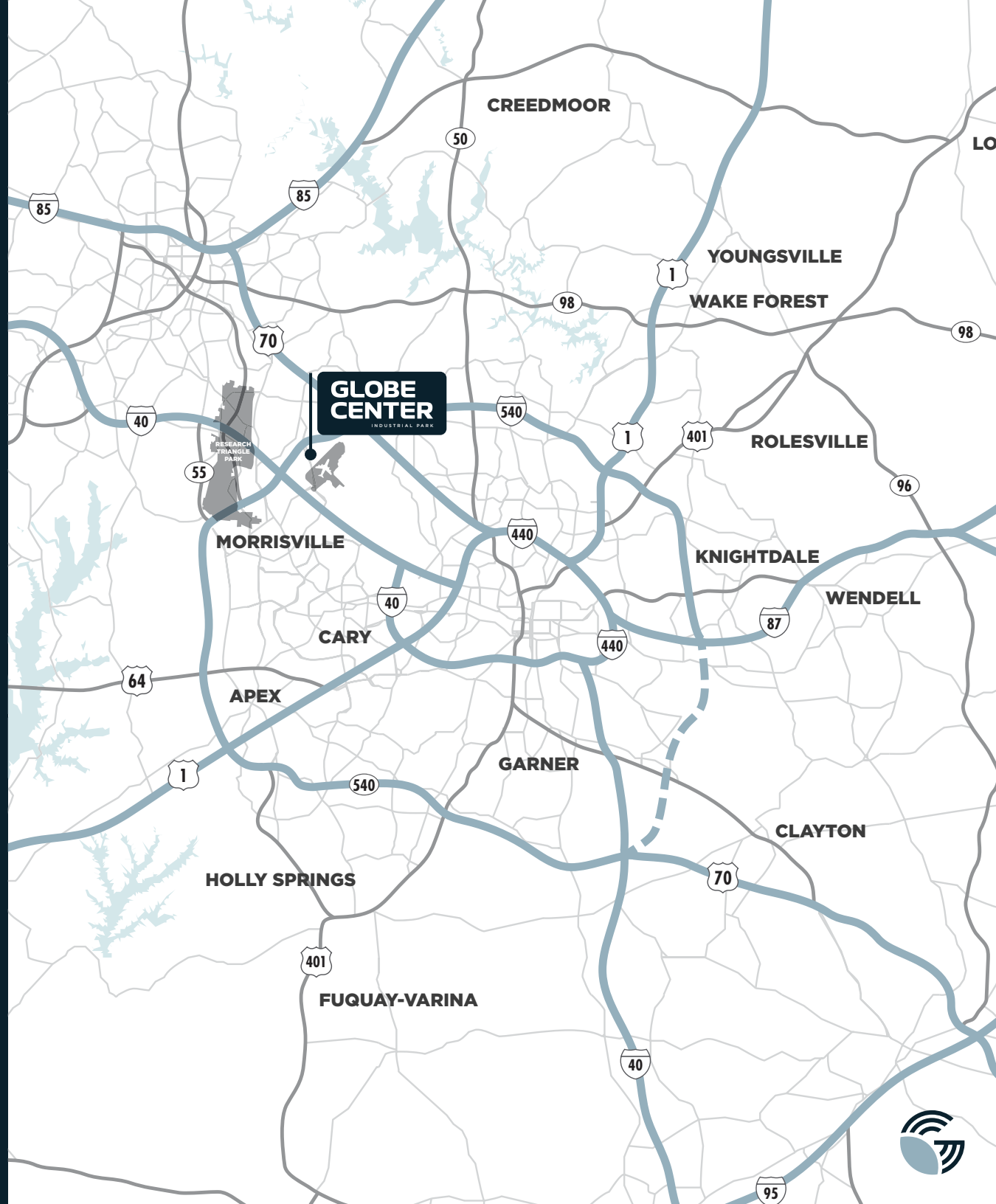


LOCATION & ACCESS

INTERSTATES

Uninterrupted distribution to every major market in the United States.

	Interstate 540	1 mile
	Interstate 70	2 miles
	Interstate 40	4 miles
	Highway 147	7 miles
	Interstate 85	10 miles
	Interstate 440	12 miles
	Interstate 95	49 miles



LOCATION & ACCESS



AIRPORTS

1	Raleigh-Durham International	2 miles
2	Fayetteville Regional	88 miles
3	Piedmont Triad International	80 miles
4	Charlotte Douglas International	158 miles



SEAPORTS

1	Wilmington, NC	152 miles
2	Morehead City, NC	167 miles
3	Norfolk, VA	204 miles
4	Charleston, SC	290 miles
5	Savannah, GA	332 miles
6	Jacksonville, FL	463 miles



GLOBE CENTER

INDUSTRIAL PARK

ALEXIS LAMBETH

PRINCIPAL

(919) 524 3593

ALEXIS.LAMBETH@FOUNDRYCOMMERCIAL.COM

JIM ALLAIRE

PRINCIPAL

(919) 270 9216

JIM.ALLAIRE@FOUNDRYCOMMERCIAL.COM

MARIA LOMBARDI, MSRE

SENIOR ASSOCIATE

(919) 899 5087

MARIA.LOMBARDI@FOUNDRYCOMMERCIAL.COM

Although the information contained herein was provided by sources believed to be reliable, Foundry Commercial makes no representation, expressed or implied, as to its accuracy and said information is subject to errors, omissions or changes.

FOUND
COMMERCIAL

foundrycommercial.com