

FOR LEASE

11151 W OLYMPIC BLVD

LOS ANGELES, CA 90064

FORMER RENT-A-CAR SPACE / PREMIERE RETAIL



NEAL GOLUB

Vice President

+1 310 550 2667

Lic. 01023733

neal.golub@cbre.com

RYAN GURMAN

First Vice President

+1 310 650 7545

Lic. 01972081

ryan.gurman@cbre.com

CBRE

THE AREA

WILSHIRE CORRIDOR

BEVERLY HILLS

CENTURY CITY

CHEVIOT HILLS

RANCHO PARK

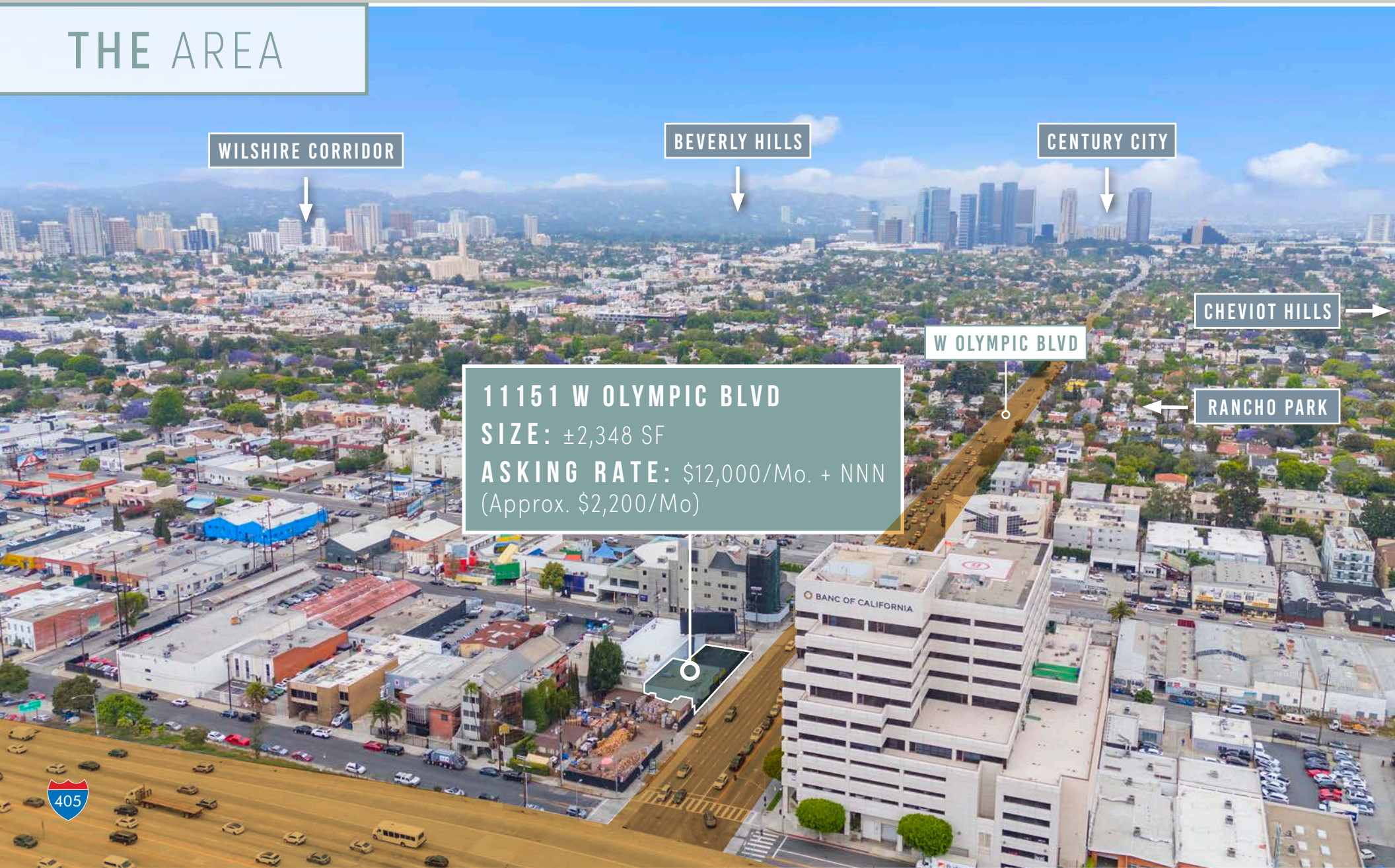
W OLYMPIC BLVD


11151 W OLYMPIC BLVD

SIZE: $\pm 2,348$ SF

ASKING RATE: \$12,000/Mo. + NNN
(Approx. \$2,200/Mo)

405





HIGHLIGHTS



11151 W OLYMPIC BLVD
Size: \pm 2,348 SF
Asking Rate: \$12,000/Mo + NNN
(Approx. \$2,200/Mo.)



Former Car Rental



Available Now



Secure Parking Area with
Electric Car Charger On-Site



Great Signage
and Exposure



Heavy Daytime Population



A Straight Shot Off
the 405 Freeway



Corner Flagship Location



INTERIOR




PARKING



WEST LA

16,281
RESIDENTS



35.9
MEDIAN AGE



61.4%
RENT



28.2%
OWN



\$12BN
YEARLY TOTAL
SPENDING IN CITY
OF WEST LA

\$167k
AVERAGE HOUSEHOLD
INCOME

57k
DAYTIME POPULATION

DEMOGRAPHICS



POPULATION

	1 MILE	2 MILES	3 MILES
2024 Population - Current Year Estimate	39,562	312,612	636,114
2029 Population - Five Year Projection	40,855	312,972	633,741
2020 Population - Census	38,832	318,263	643,647
2010 Population - Census	35,834	300,837	611,736
2020-2024 Annual Population Growth Rate	0.44%	-0.42%	-0.28%
2024-2029 Annual Population Growth Rate	0.65%	0.02%	-0.07%



HOUSEHOLDS

2024 Households - Current Year Estimate	19,286	140,446	295,592
2029 Households - Five Year Projection	20,384	144,521	302,321
2020 Households - Census	18,335	138,920	291,796
2010 Households - Census	17,243	136,168	282,003
2020-2024 Compound Annual Household Growth Rate	1.20%	0.26%	0.30%
2024-2029 Annual Household Growth Rate	1.11%	0.57%	0.45%
2024 Average Household Size	2.03	2.05	2.05



HOUSING INCOME

2024 Average Household Income	\$167,170	\$169,876	\$175,051
2029 Average Household Income	\$195,122	\$194,719	\$200,381
2024 Median Household Income	\$114,535	\$113,236	\$117,776
2029 Median Household Income	\$134,625	\$131,719	\$137,991
2024 Per Capita Income	\$81,320	\$77,205	\$81,932
2029 Per Capita Income	\$97,400	\$90,809	\$96,195



EDUCATION

	1 MILE	2 MILES	3 MILES
2024 Population 25 and Over	31,46	229,632	484,231
HS and Associates Degrees	7,191	54,121	123,998
Bachelor's Degree or Higher	23,022	165,394	334,705



HOUSING UNITS

2024 Housing Units	21,528	155,345	327,306
2024 Vacant Housing Units	2,242	14,899	31,714
2024 Occupied Housing Units	19,286	140,446	295,592
2024 Owner Occupied Housing Units	6,072	46,300	101,340
2024 Renter Occupied Housing Units	13,214	94,146	194,252



PLACE OF WORK

2024 Businesses	4,714	31,243	60,202
2024 Employees	35,976	310,566	552,828



FOR LEASE

11151 W OLYMPIC BLVD

LOS ANGELES, CA 90064

FORMER RENT-A-CAR SPACE / PREMIERE RETAIL



NEAL GOLUB

Vice President
+1 310 550 2667
neal.golub@cbre.com
Lic. 01023733

RYAN GURMAN

First Vice President
+1 310 650 7545
ryan.gurman@cbre.com
Lic. 01972081

CBRE

© 2025 CBRE, Inc. All rights reserved. This information has been obtained from sources believed reliable but has not been verified for accuracy or completeness. You should conduct a careful, independent investigation of the property and verify all information. Any reliance on this information is solely at your own risk. CBRE and the CBRE logo are service marks of CBRE, Inc. All other marks displayed on this document are the property of their respective owners, and the use of such logos does not imply any affiliation with or endorsement of CBRE. Photos herein are the property of their respective owners. Use of these images without the express written consent of the owner is prohibited.