

NORTHEAST PHILADELPHIA RETAIL

COTTMAN AVENUE & BUSTLETON AVENUE

PHILADELPHIA, PA

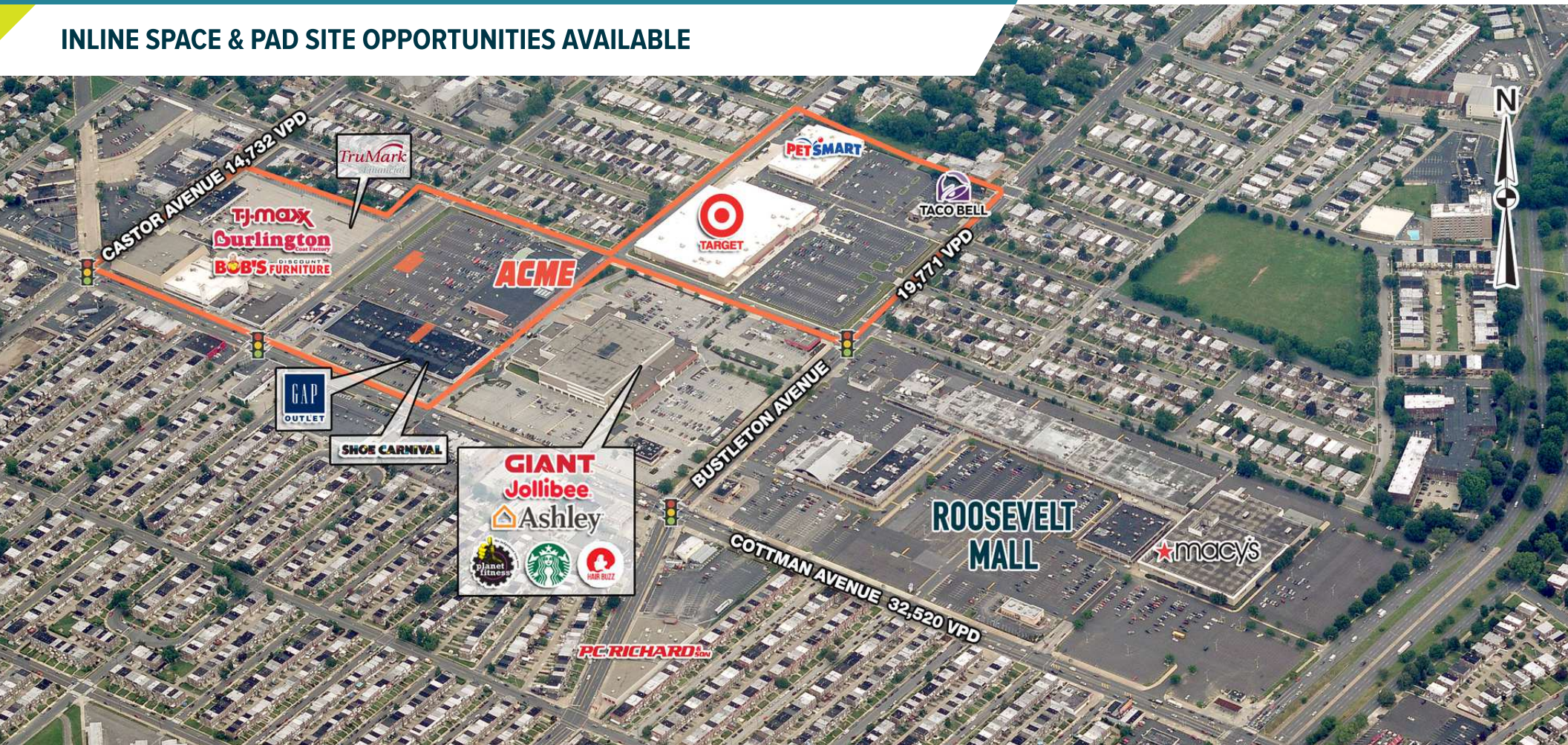
±2,215 SF & PAD SITE AVAILABLE FOR LEASE

ENTER TEXT HERE

INLINE SPACE & PAD SITE OPPORTUNITIES AVAILABLE

JOIN
TARGET ACME PET SMART
FIVE BELOW TJ-MAXX

TACO BELL BOB'S FURNITURE Durlington
Last Entry



LEASED BY:



metrocommercial.com | Plymouth Meeting, PA | Mount Laurel, NJ | Miami, FL | Philadelphia, PA

OWNED & MANAGED BY:



get in touch.

DAVID JUDD

Office 856.222.3037

Direct 215.906.2908

djudd@metrocommercial.com

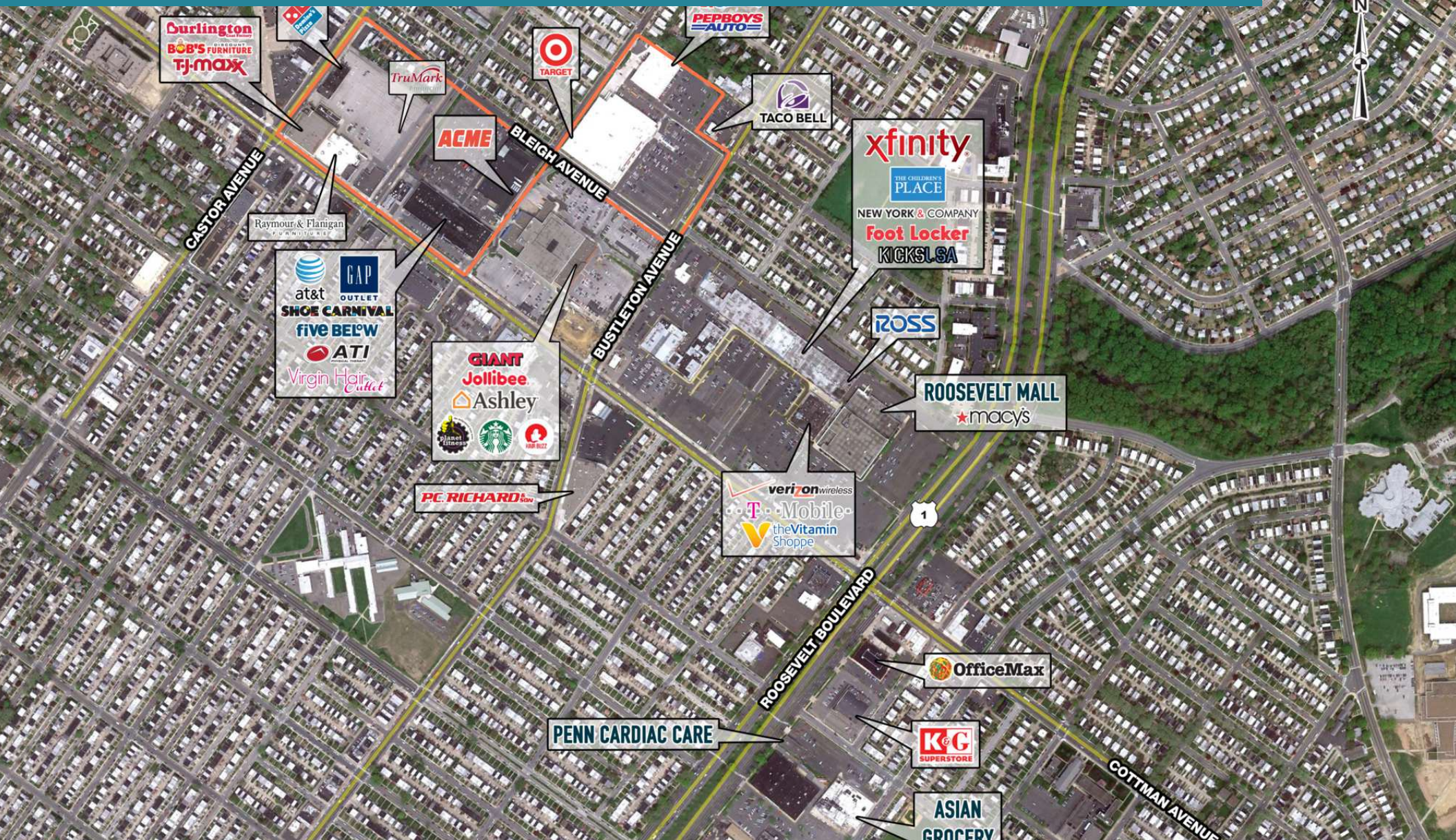
JOE DOUGHERTY

Office 610.260.2670

Direct 610.580.7663

jdougherty@metrocommercial.com

LOCATED IN DENSE NORTHEAST PHILADELPHIA WITH ±838,000 SF OF RETAIL ON 3 PROPERTIES



The information and images contained herein are from sources deemed reliable. However, Metro Commercial Real Estate, Inc. makes no representation whatsoever as to their accuracy or authenticity. Images shown may be modified for illustrative purposes. Images may be out-of-date and not current.

NORTHEAST PHILADELPHIA RETAIL
COTTMAN AVENUE & BUSTLETON AVENUE
PHILADELPHIA, PA



www.metrocommercial.com

DIRECTLY ADJACENT TO A NEW ±200,000 SF RETAIL RE-DEVELOPMENT



The information and images contained herein are from sources deemed reliable. However, Metro Commercial Real Estate, Inc. makes no representation whatsoever as to their accuracy or authenticity. Images shown may be modified for illustrative purposes. Images may be out-of-date and not current.

NORTHEAST PHILADELPHIA RETAIL
COTTMAN AVENUE & BUSTLETON AVENUE
PHILADELPHIA, PA



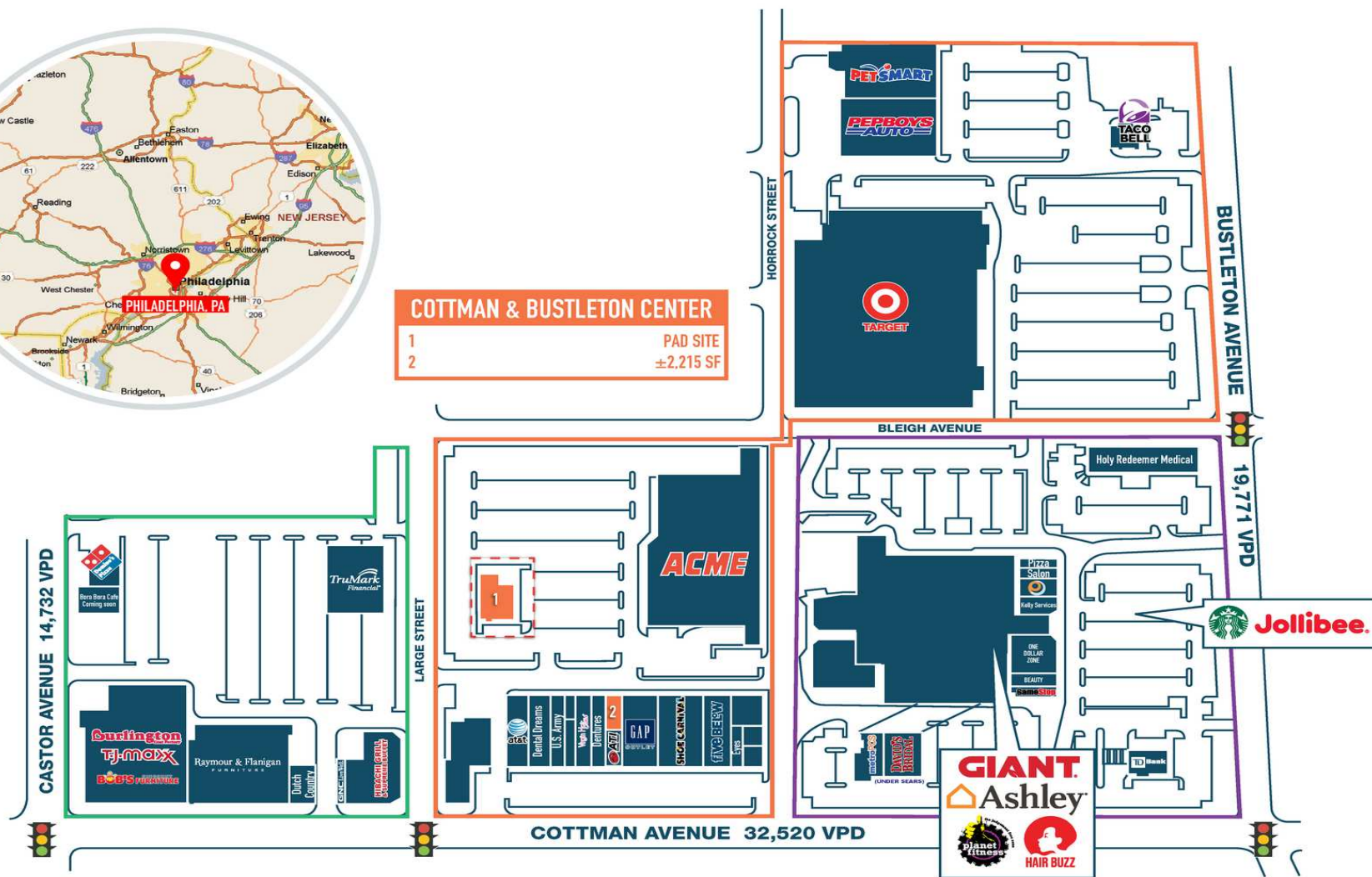
www.metrocommercial.com

AREA RETAILERS INCLUDE MACY'S, PC RICHARD & SON, AND GIANT



COTTOMAN & BUSTLETON CENTER

1 PAD SITE
2 ±2,215 SF



The information and images contained herein are from sources deemed reliable. However, Metro Commercial Real Estate, Inc. makes no representation whatsoever as to their accuracy or authenticity. Images shown may be modified for illustrative purposes. Images may be out-of-date and not current.

NORTHEAST PHILADELPHIA RETAIL COTTOMAN AVENUE & BUSTLETON AVENUE PHILADELPHIA, PA



www.metrocommercial.com

RENDERINGS OF PAD SITES



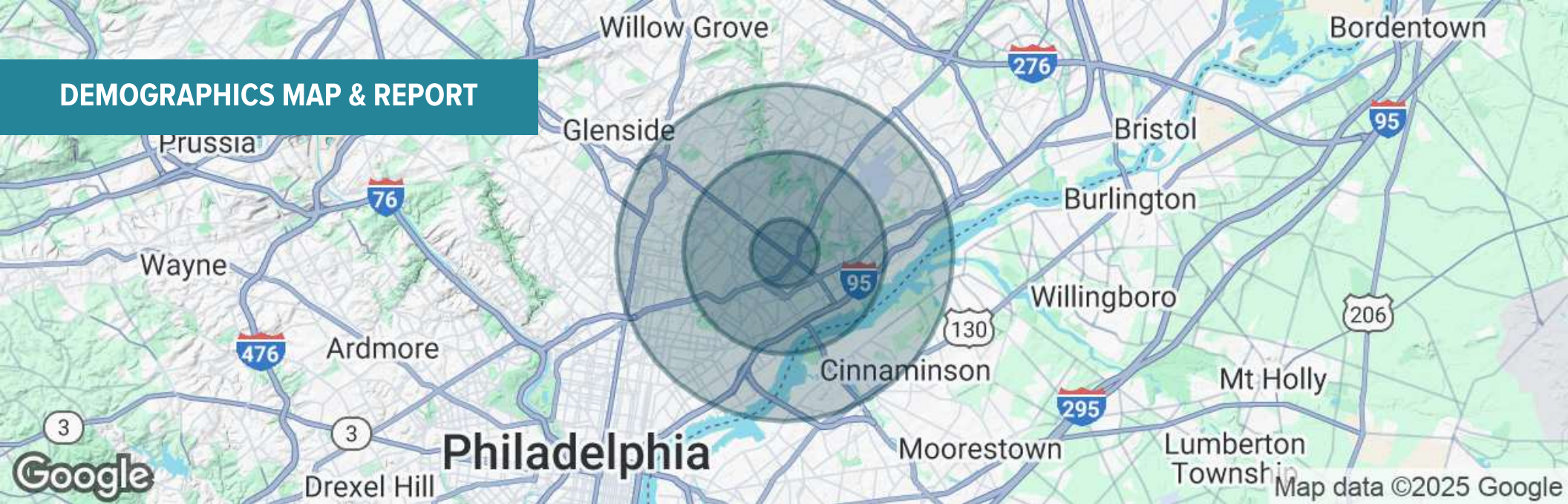
The information and images contained herein are from sources deemed reliable. However, Metro Commercial Real Estate, Inc. makes no representation whatsoever as to their accuracy or authenticity. Images shown may be modified for illustrative purposes. Images may be out-of-date and not current.

NORTHEAST PHILADELPHIA RETAIL
COTTMAN AVENUE & BUSTLETON AVENUE
PHILADELPHIA, PA



www.metrocommercial.com

DEMOGRAPHICS MAP & REPORT



POPULATION	1 MILE	3 MILES	5 MILES
Total Population	55,928	322,326	595,076
Average Age	37	38	40
Average Age (Male)	36	37	38
Average Age (Female)	38	40	41
HOUSEHOLDS & INCOME	1 MILE	3 MILES	5 MILES
Total Households	18,451	116,849	220,392
# of Persons per HH	3	2.8	2.7
Average HH Income	\$75,543	\$78,102	\$83,669
Average House Value	\$238,844	\$229,293	\$245,178

Demographics data derived from AlphaMap

The information and images contained herein are from sources deemed reliable. However, Metro Commercial Real Estate, Inc. makes no representation whatsoever as to their accuracy or authenticity. Images shown may be modified for illustrative purposes. Images may be out-of-date and not current.

NORTHEAST PHILADELPHIA RETAIL
COTTMAN AVENUE & BUSTLETON AVENUE
 PHILADELPHIA, PA



www.metrocommercial.com