



1936 Lane Ave S, Jacksonville, FL 32210

\$499,000

Lane Ave Properties

Mixed Use | 54,885 SF



Raja Paleja
 FL BK3232592
 321.689.6568

Listing Added: Today
 Listing Updated: Today

Details

Asking Price	\$499,000	Property Type	Mixed Use, Multifamily
Subtype	Single Family Rental Portfolio	Investment Type	Value Add
Investment Sub Type	Multifamily Port Folio of Four Homes	Class	B
Square Footage	54,885	Net Rentable (sq ft)	4,000
Price/Sq Ft	\$9.09	Occupancy	100%
Occupancy Date	03/15/2024	Units	4
Year Built	1954	Year Renovated	2018
Buildings	4	Stories	1
Permitted Zoning	CCG-1	Lot Size (acres)	1.24
Price/Sq Ft (Land Value)	\$10.45/SF	Parking (spaces)	35
Broker Co-Op	Yes	APN	011538-0000
Price/Unit	\$124,750	Ownership	Fee Simple

Marketing Description

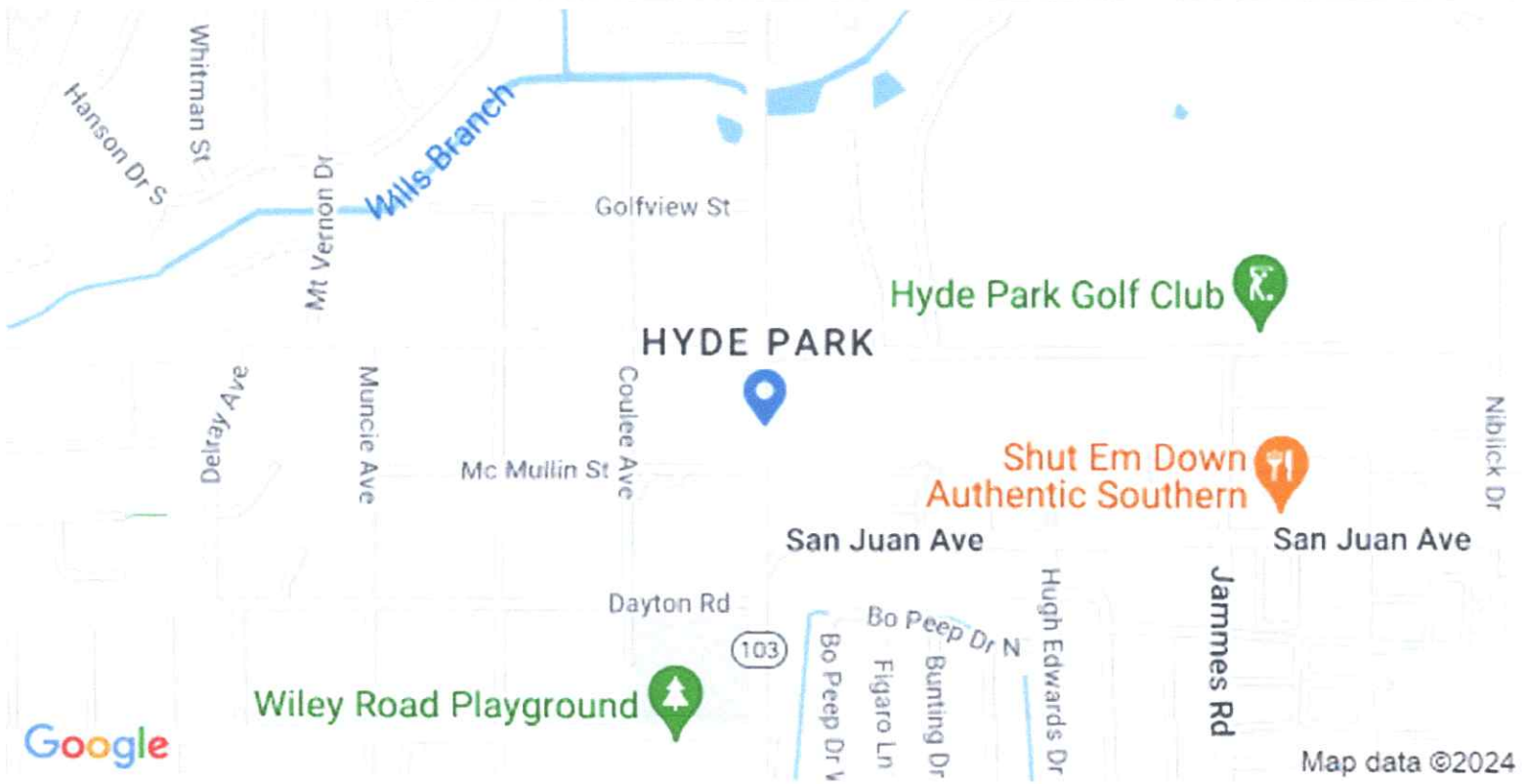
Location ! Location ! Location

Subject property includes four 1 story residential buildings, constructed circa 1950 concrete blocks . subject property includes 1 two story concrete block barn storage building parking is available in driveway trough out the property by refurbishing them could generate 10% return after renovation

- CCG-1 Zoning large verity of commercial and residential usage (highest quality Zoning) detail use chart available
- Restaurant with or without drive thru
- Hotel Motel
- Bank with or without drive thru
- Day care center
- Adult Congregations Living Facility
- Veterinarians Animal Boarding
- Retail Outlet
- Churches
- Wholesale Distribution
- Many other permissible use by exception
- 1.24 Acres of land

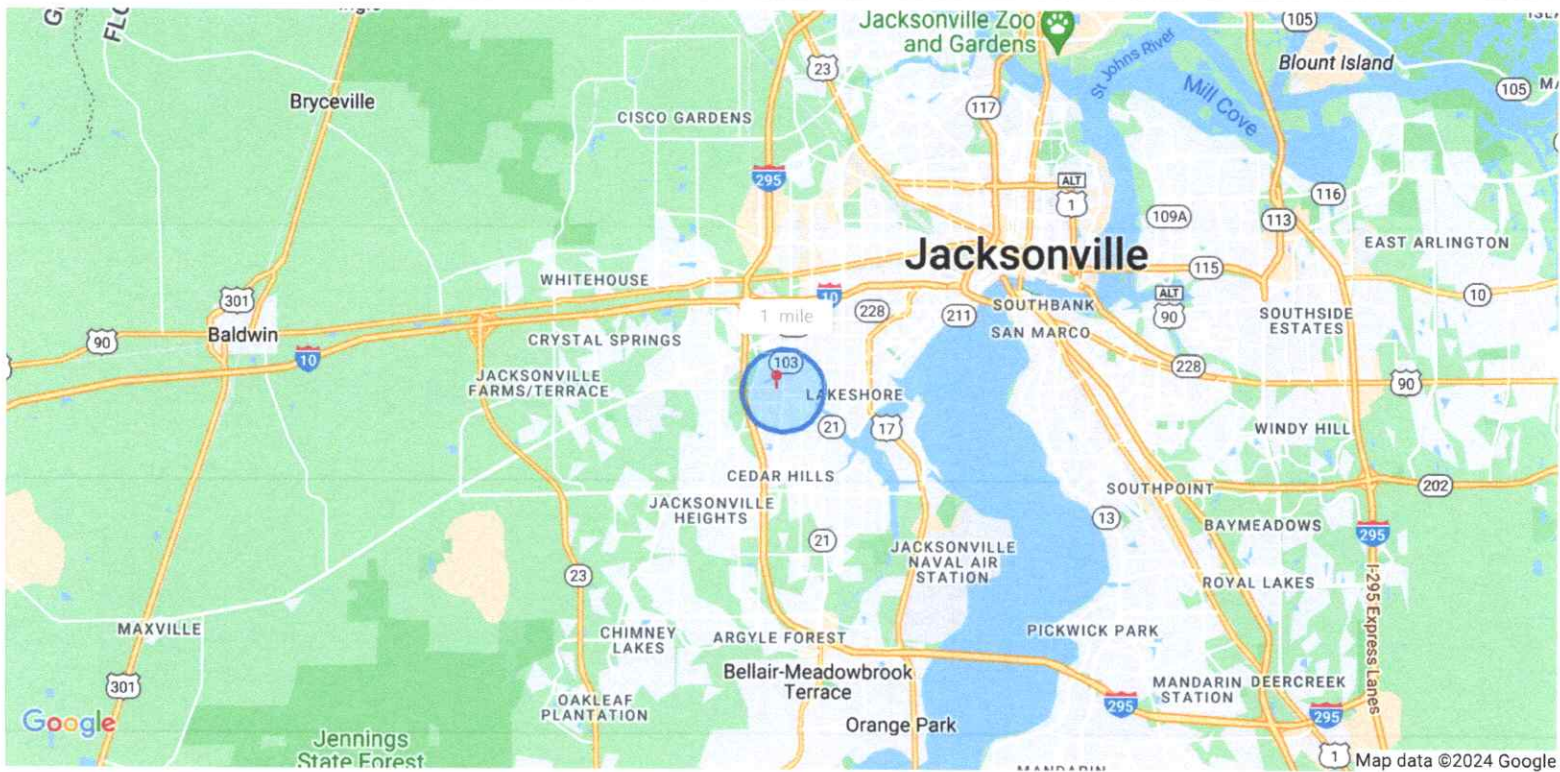
Investment Highlights

- CCG-1 Zoning large verity of commercial and residential usage (highest quality Zoning) detail use chart available
- Restaurant with or without drive thru
- Hotel Motel
- Bank with or without drive thru
- Day care center
- Adult Congregations Living Facility
- Veterinarians Animal Boarding
- Retail Outlet
- Churches
- Wholesale Distribution
- Many other permissible use by exception
- 1.24 Acres of land



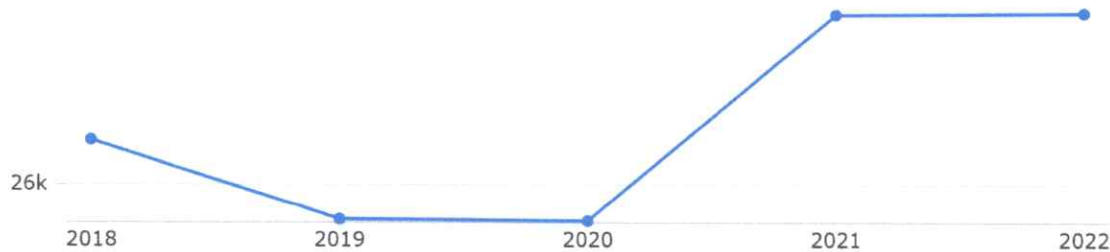
Property Photos (16 photos)





27.7k

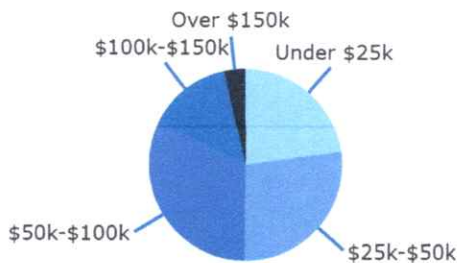
0% Compared to 27.7k in 2021
 ↑ 5% Compared to 26.4k in 2018



\$49.9k
Median Income

\$50.6k
2028 Estimate

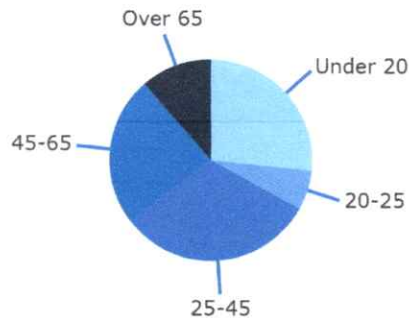
↑ 1%
Growth Rate



34
Median Age

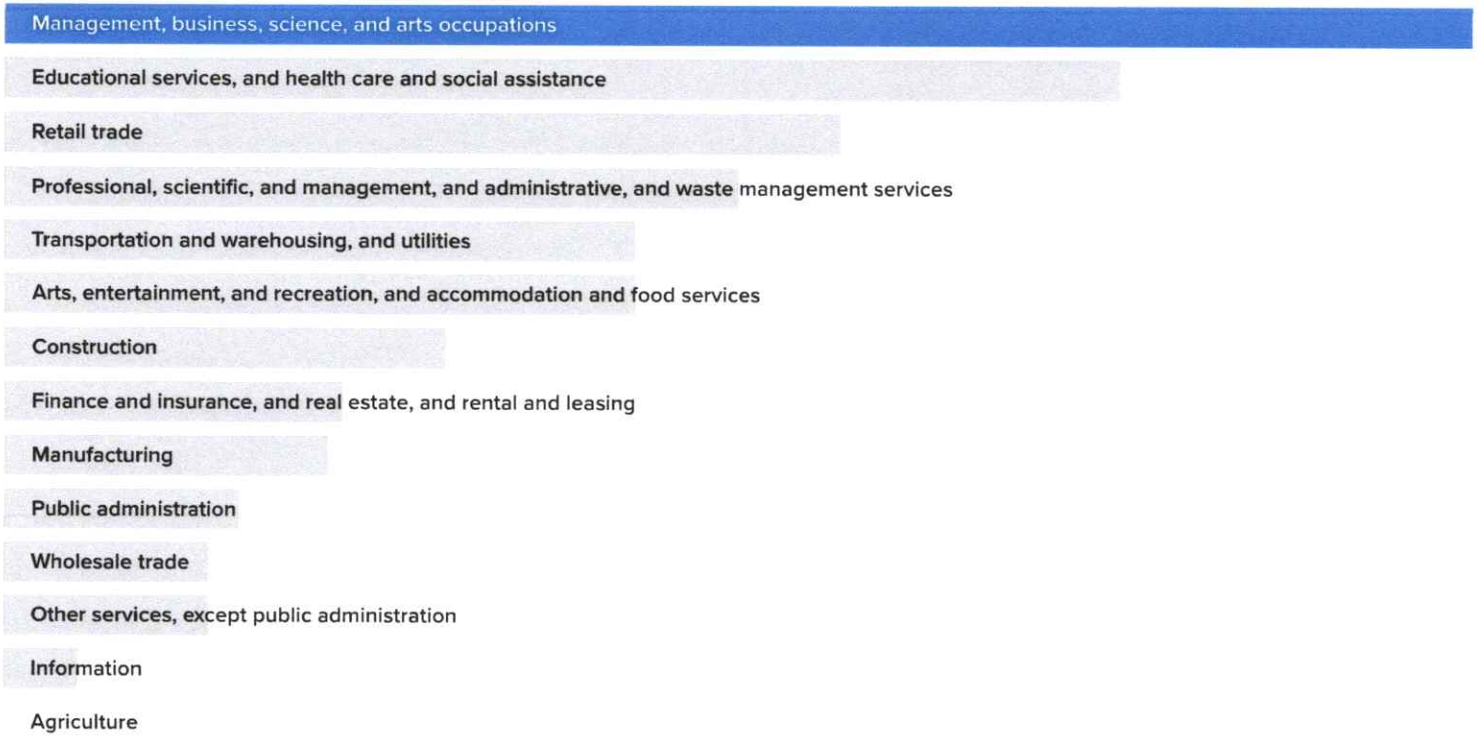
37
2028 Estimate

↑ 9%
Growth Rate



21.7k

Top Employment Categories



10:1

6:1 predicted by 2028



1:1

2:1 predicted by 2028

