

FOR SALE OR LEASE

±177,000 SF Available | I-78/81 Split Submarket

25 Keystone Dr, Lebanon, PA 17042



COMPETITIVE
Pricing

HEAVY
Power

READY FOR
Immediate Occupancy

Austin Shirley
+1 610 389 1717
austin.shirley@kbcadvisors.com

Michael Zerbe
+1 610 462 3956
michael.zerbe@kbcadvisors.com

Tom Coffey
+1 610 812 9753
tom.coffey@kbcadvisors.com

KBC Advisors | Philadelphia
775 E Lancaster Avenue, Suite 225
Villanova, PA 19085

KBCADVISORS

Property Specifications



1991/2012
Year Built/Renovated

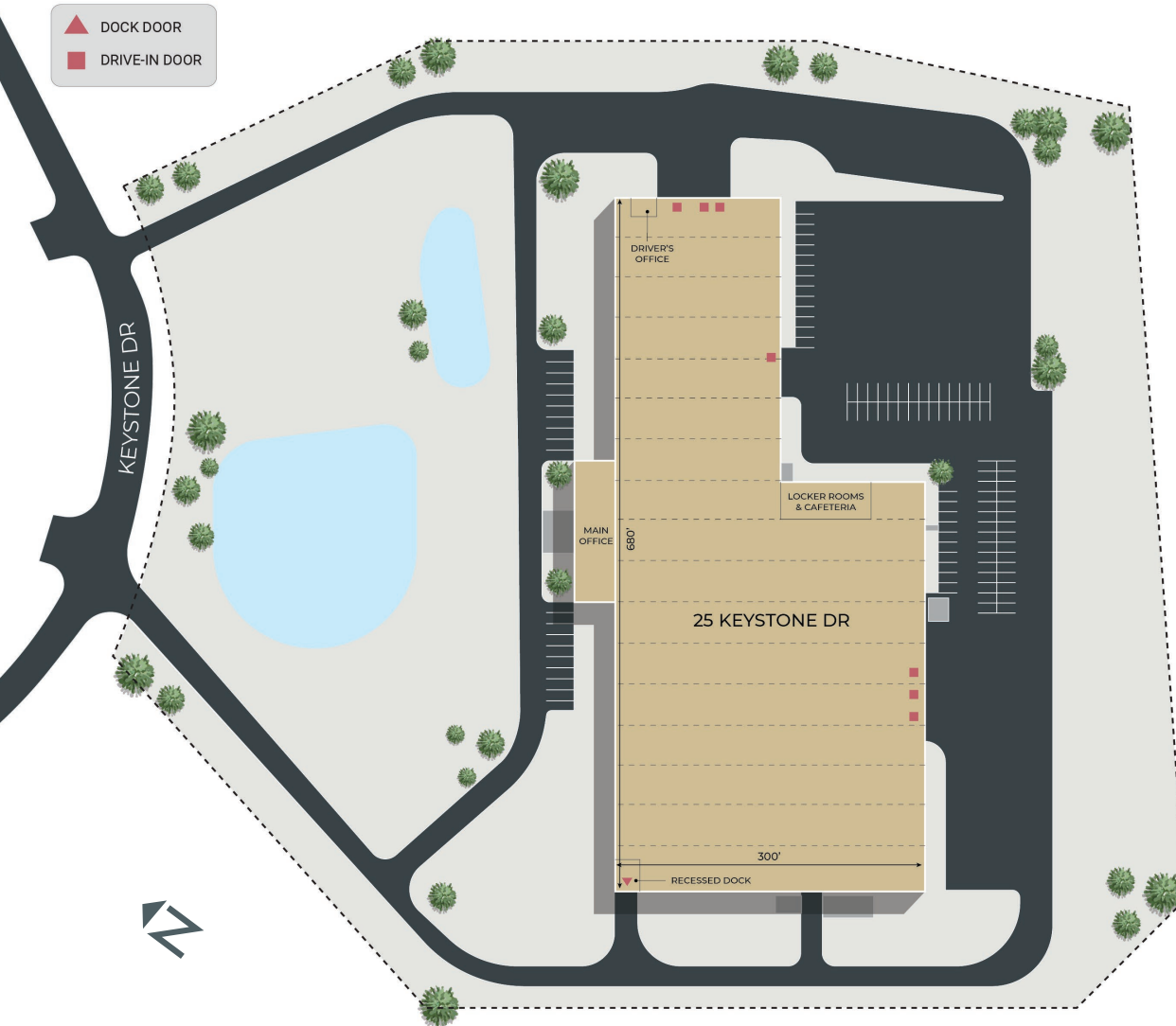
±176,848 SF
Available

24.33
Acres

23' - 24.5'
Clear Height

±100
Car Parking

HEAVY
Power



BUILDING SF	±176,848 SF
LAND AREA	24.33 acres
OFFICE	±8,000
CLEAR HEIGHT	23' - 24.5'
COLUMN SPACING	40' x 40'
FLOOR STRUCTURE	6" Reinforced Concrete
EXTERIOR WALLS	Masonry/Concrete
ROOF TYPE	Flat with EPDM membrane
DOCK DOORS	1
DRIVE-IN DOORS	7
CAR PARKING	100 Parking Spots
ZONING	(I-1) Industrial
FIRE PROTECTION	Wet Sprinkler System
POWER	Dual, Individual 3,000 AMP, 3-phase 480-Volt service
HVAC	Gas-fired radiator heat; Rooftop A/C

*All property specifications listed above shall be verified by prospective investors and/or users

25 KEYSTONE DR, LEBANON, PA 17042

Property Photos



25 KEYSTONE DR, LEBANON, PA 17042

Regional Access & Neighboring Occupiers



MR. BRANDS

Everlast Roofing, Inc.
OUR NAME SAYS IT ALL

RSPm
PLASTICS SYSTEMS PACKAGING MOLDING

millet
plastics inc.

ZEIGLER'S
Distributor, Inc

Bemis

EAST INDIES TEA CO.

NORTERA

SCHOTT PHARMA

amcor

pex
AG-TEK SOLUTIONS

Laserfab
We Shape Success

KAUFFMAN'S
ANIMAL HEALTH, INC.

Bell & Evans
VIB-CHILLED

vs rubber
recycling

REGUPOL

ABARTA
Coca-Cola
BEVERAGES

25 KEYSTONE DR

TRU BLU

DHL

DRIVE TIMES	
ROUTE 422	4.4 MI 10 MINS
ROUTE 322	5.5 MI 10 MINS
I-76	8.3 MI 14 MINS

Menasha
MAKES IT HAPPEN

Labor Reach



2025 WAREHOUSE LABOR

- VERY LOW (7 - 20)
- LOW (21 - 49)
- MEDIUM LOW (50 -99)
- MEDIUM (100 - 175)
- MEDIUM HIGH (176 - 300)
- HIGH (301 - 495)
- VERY HIGH (496 - 742)



WAREHOUSE WORKERS \$18.95 Average Hourly Earnings

Drive Time	2025 Resident Workers	2019 - 2025 % Change in Resident Workers	2025 Net Commuters
45 Min	22,597	-2%	2,576
30 Min	6,336	-4%	-506
15 Min	1,285	0%	-248



FORKLIFT DRIVERS \$20.85 Average Hourly Earnings

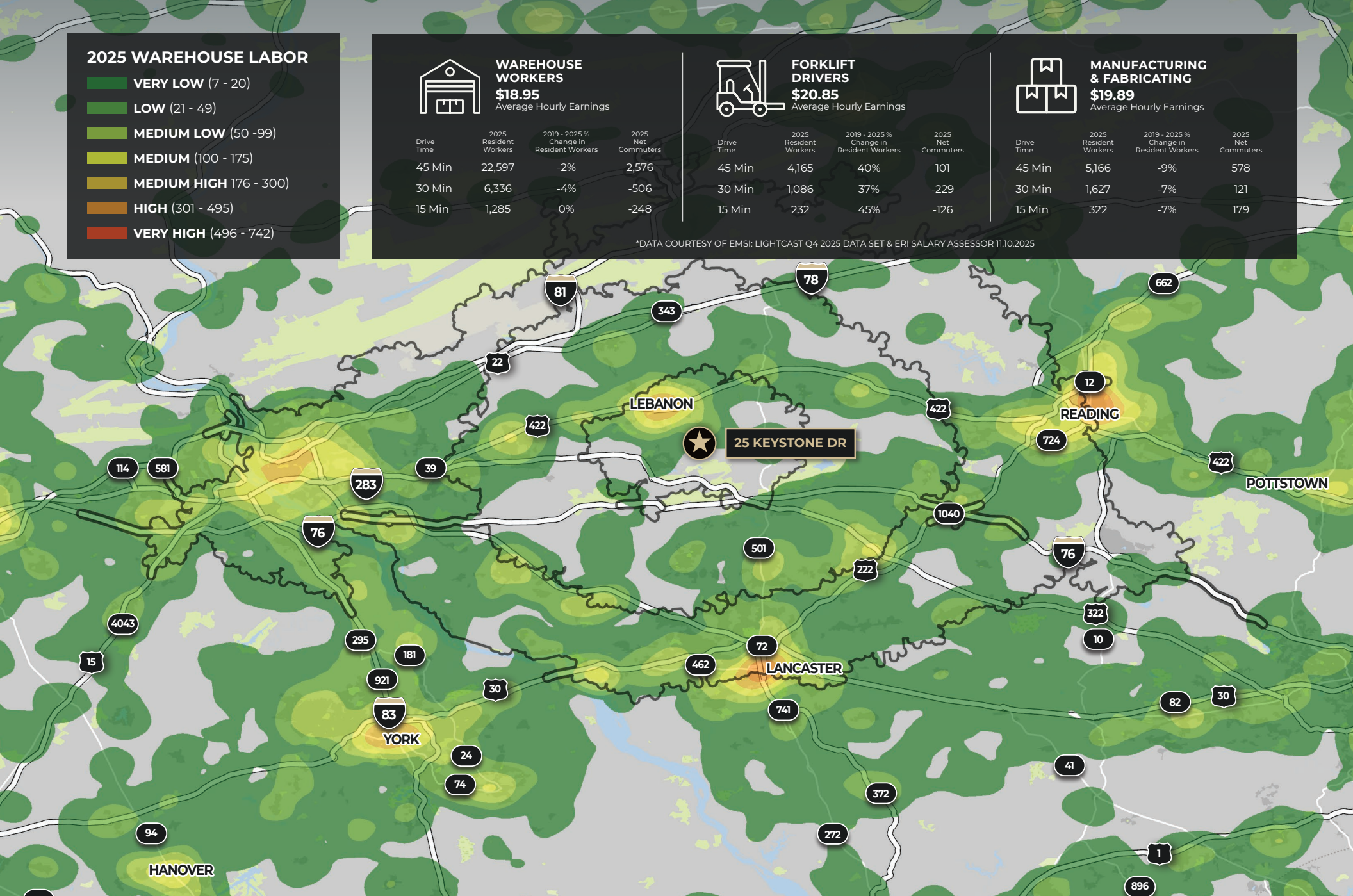
Drive Time	2025 Resident Workers	2019 - 2025 % Change in Resident Workers	2025 Net Commuters
45 Min	4,165	40%	101
30 Min	1,086	37%	-229
15 Min	232	45%	-126



MANUFACTURING & FABRICATING \$19.89 Average Hourly Earnings

Drive Time	2025 Resident Workers	2019 - 2025 % Change in Resident Workers	2025 Net Commuters
45 Min	5,166	-9%	578
30 Min	1,627	-7%	121
15 Min	322	-7%	179

*DATA COURTESY OF EMSI: LIGHTCAST Q4 2025 DATA SET & ERI SALARY ASSESSOR 11.10.2025

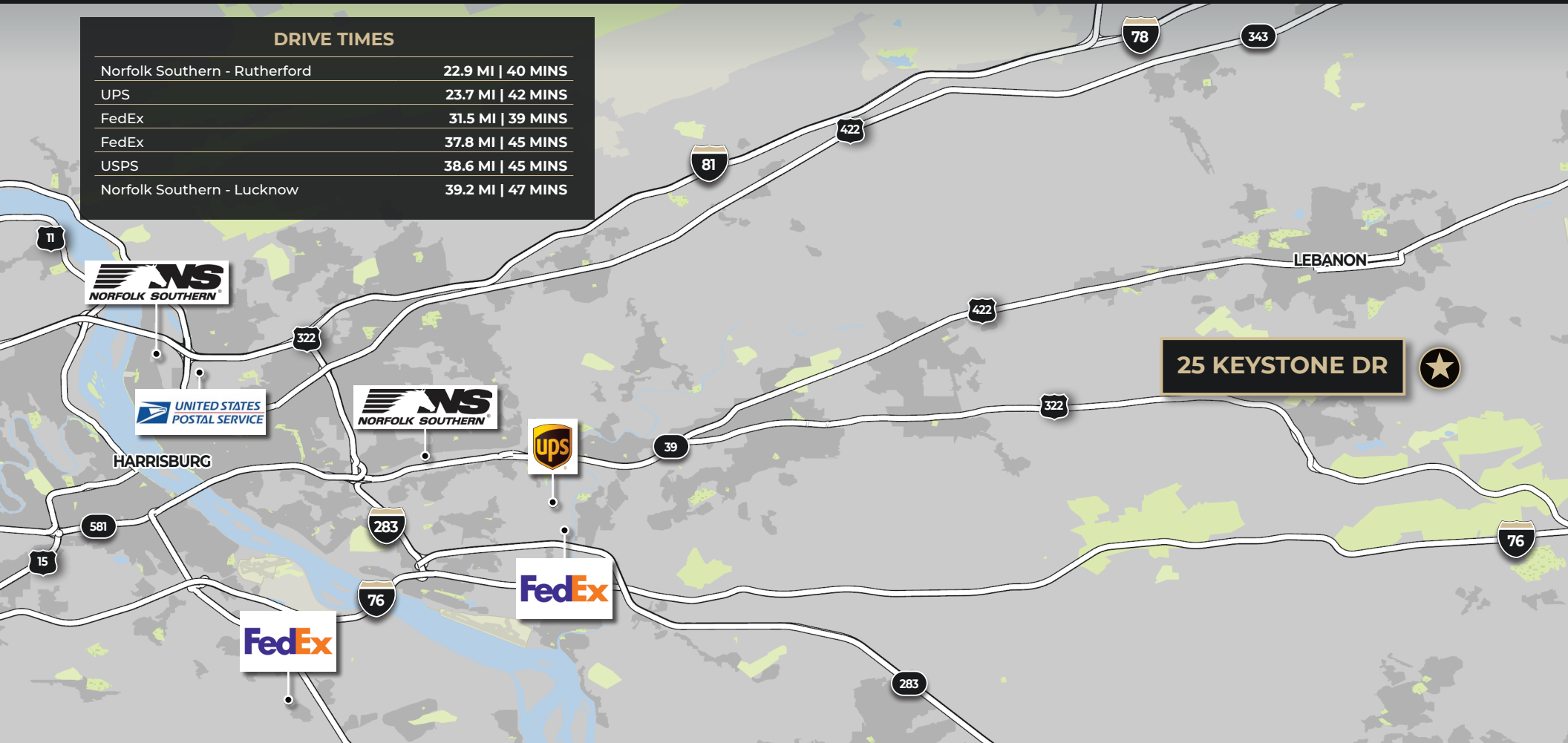


Regional Support



DRIVE TIMES

Norfolk Southern - Rutherford	22.9 MI 40 MINS
UPS	23.7 MI 42 MINS
FedEx	31.5 MI 39 MINS
FedEx	37.8 MI 45 MINS
USPS	38.6 MI 45 MINS
Norfolk Southern - Lucknow	39.2 MI 47 MINS



Austin Shirley
+1 610 389 1717
austin.shirley@kbcadvisors.com

Michael Zerbe
+1 610 462 3956
michael.zerbe@kbcadvisors.com

Tom Coffey
+1 610 812 9753
tom.coffey@kbcadvisors.com

KBC Advisors | Philadelphia
775 E Lancaster Avenue, Suite 225
Villanova, PA 19085

© 2026 KBC ADVISORS This information has been obtained from sources believed to be reliable but has not been verified for accuracy or completeness, and KBC Advisors disclaims any guarantees, warranties or representations, express or implied, as to the completeness or accuracy as to the information contained herein. You should conduct a careful, independent investigation of the property and verify all information. Any reliance on this information is solely at your own risk. The KBC ADVISORS logo is a service mark of KBC ADVISORS. All other marks displayed on this document are the property of their respective owners. Photos herein are the property of their respective owners. Use of these images without the express written consent of the owners is prohibited.

