

PLAZA CENTER

22320 Foothill Blvd | Hayward, CA

OFFICE SPACE FOR LEASE

Mike Tanzillo

MTC Commercial Real Estate Brokerage

Broker

(510) 889-9157

mtcre@sbcglobal.net

Lic: 00688066

MTC

THE PROPERTY

Location **22320 Foothill Blvd
Hayward, CA 94541**

County **Alameda**

HIGHLIGHTS

- Class A Office Complex
- Highly Visible Downtown Hayward Location
- Ample Parking in Under Ground Garage
- Elevatored
- Full Glass Line In All Units
- Utilities and Janitorial Included In Rent
- Approximately 1.5 miles to Interstates 580 and 238
- Retail Anchored Tenants Include Safeway, Starbucks and Chase Bank



POPULATION

1.00 MILE	3.00 MILE	5.00 MILE
29,742	218,646	350,147

AVERAGE HOUSEHOLD INCOME

1.00 MILE	3.00 MILE	5.00 MILE
\$90,988	\$105,702	\$110,244

NUMBER OF HOUSEHOLDS

1.00 MILE	3.00 MILE	5.00 MILE
11,553	72,909	116,152

Suite Tenant	Floor	Square Feet	Lease Type Notes
130 Vacant	1st	1397	FS 3 private offices, Kitchen and private restroom
150 Vacant	1st	7996	FS 8 private offices, conference room, kitchen and 2 restrooms
250 Vacant	2nd	3462	FS 3 private offices, conference room, large open area, large balcony.

Suite Tenant	Floor	Square Feet	Lease Type Notes
325 Vacant	3rd	652	FS 1 private office, balance open area. Available 1/1/25
510 Vacant	5th	1591	FS 5 offices, work station area and kitchenette
560 Vacant	5th	1593	FS 3 private offices, large conference room and kitchen

Location Summary

- Plaza Center is a beautiful class A six story office building in the heart of downtown Hayward. There is an abundant of parking in below surface garage. The building has great views and is close to many restaurants. Hayward downtown BART is approximately 7-8 blocks from the center. Interstates 580 and 238 approximately 1.5 miles from center. Call for rent.

Locator Map



Regional Map

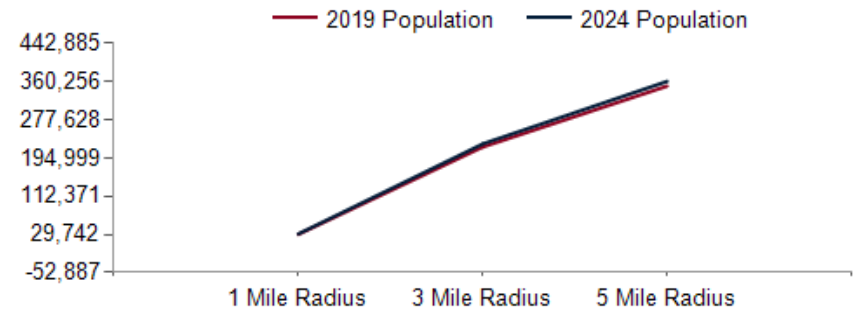




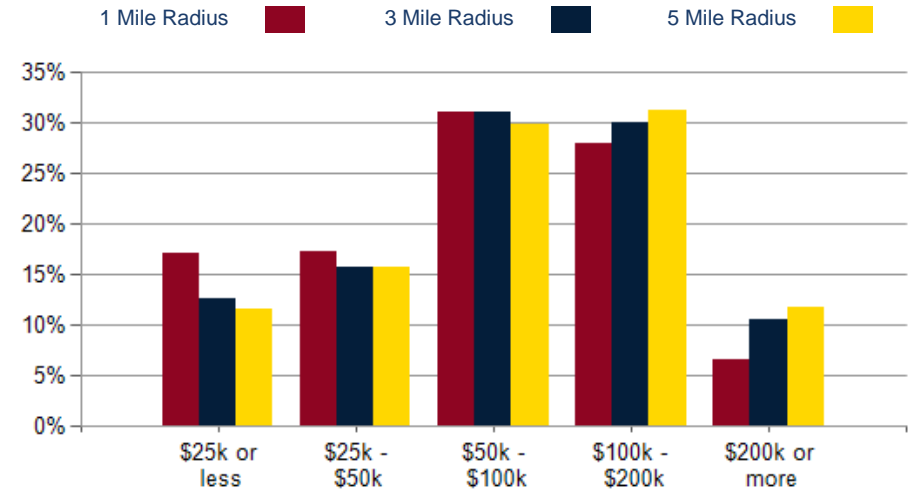
POPULATION	1 MILE	3 MILE	5 MILE
2000 Population	27,590	198,483	317,426
2010 Population	27,646	204,169	328,178
2019 Population	29,742	218,646	350,147
2024 Population	30,790	225,258	360,256
2019-2024: Population: Growth Rate	3.45%	3.00%	2.85%

2019 HOUSEHOLD INCOME	1 MILE	3 MILE	5 MILE
less than \$15,000	907	4,637	6,790
\$15,000-\$24,999	1,068	4,562	6,705
\$25,000-\$34,999	772	4,590	7,411
\$35,000-\$49,999	1,230	6,916	10,806
\$50,000-\$74,999	1,942	12,375	18,469
\$75,000-\$99,999	1,648	10,258	16,142
\$100,000-\$149,999	2,128	14,359	23,674
\$150,000-\$199,999	1,096	7,534	12,549
\$200,000 or greater	763	7,677	13,605
Median HH Income	\$72,487	\$81,695	\$85,469
Average HH Income	\$90,988	\$105,702	\$110,244

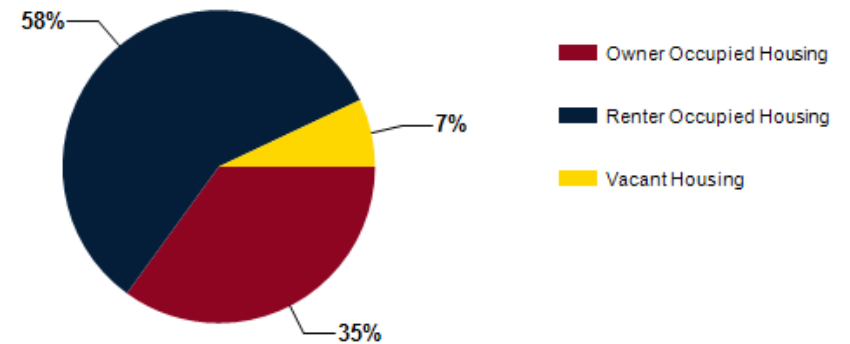
HOUSEHOLDS	1 MILE	3 MILE	5 MILE
2000 Total Housing	11,212	70,466	112,779
2010 Total Households	10,780	68,757	110,144
2019 Total Households	11,553	72,909	116,152
2024 Total Households	11,894	74,627	118,664
2019 Average Household Size	2.52	2.94	2.97
2019-2024: Households: Growth Rate	2.90%	2.35%	2.15%



2019 Household Income



2019 Own vs. Rent - 1 Mile Radius



Source: esri

CONFIDENTIALITY and DISCLAIMER

The information contained in the following offering memorandum is proprietary and strictly confidential. It is intended to be reviewed only by the party receiving it from MTC Commercial Real Estate Brokerage and it should not be made available to any other person or entity without the written consent of MTC Commercial Real Estate Brokerage .

By taking possession of and reviewing the information contained herein the recipient agrees to hold and treat all such information in the strictest confidence. The recipient further agrees that recipient will not photocopy or duplicate any part of the offering memorandum. If you have no interest in the subject property, please promptly return this offering memorandum to MTC Commercial Real Estate Brokerage . This offering memorandum has been prepared to provide summary, unverified financial and physical information to prospective tenants, and to establish only a preliminary level of interest in the subject property.

The information contained herein is not a substitute for a thorough due diligence investigation. MTC Commercial Real Estate Brokerage has not made any investigation, and makes no warranty or representation with respect to the income or expenses for the subject property, the future projected financial performance of the property, the size and square footage of the property and improvements, the presence or absence of contaminating substances, PCBs or asbestos, the compliance with local, state and federal regulations, the physical condition of the improvements thereon, or financial condition or business prospects of any tenant, or any tenant's plans or intentions to continue its occupancy of the subject property.

The information contained in this offering memorandum has been obtained from sources we believe reliable; however, MTC Commercial Real Estate Brokerage has not verified, and will not verify, any of the information contained herein, nor has MTC Commercial Real Estate Brokerage conducted any investigation regarding these matters and makes no warranty or representation whatsoever regarding the accuracy or completeness of the information provided. All potential buyers must take appropriate measures to verify all of the information set forth herein. Prospective buyers shall be responsible for their costs and expenses of investigating the subject property.

Exclusively Marketed by:

Mike Tanzillo

MTC Commercial Real Estate Brokerage
Broker
(510) 889-9157
mtcre@sbcglobal.net
Lic: 00688066

The logo for MTC Commercial Real Estate Brokerage, consisting of the letters "MTC" in a white, serif font, centered within a dark blue square.