



1475 NITTERHOUSE DR

Prologis Chambersburg

KBCADVISORS

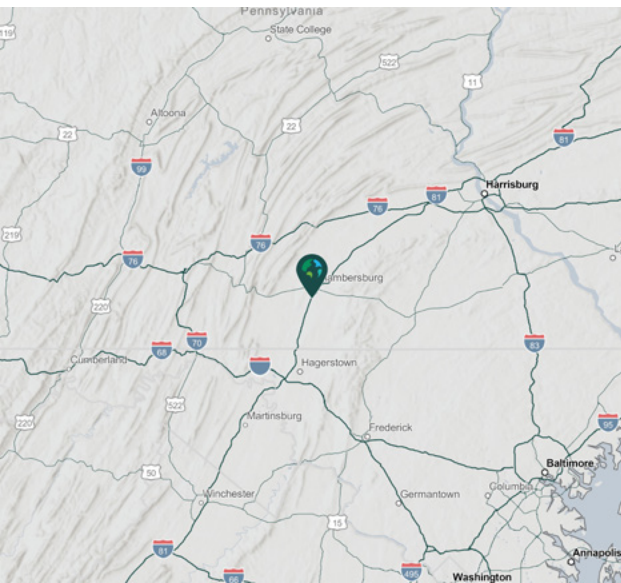


FACILITY

- 863,860 sf building
- 50.21 acres
- 480' x 1803' building dimensions
- Built in 2001
- 17,338 sf of office space
- 30' clear height
- 89 loading doors
- 2 drive-in doors
- 13 rail doors
- ESFR fire protection system
- 346 car parks
- 324 trailer parks
- 164' 5" truck court with 55' concrete apron

ADVANTAGES AND AMENITIES

- Access to 40% of the US population within a one-day drive
- 225,333 people within 30 minutes
- Rail capable (CSX)



1475 Nitterhouse Drive Chambersburg, PA 17201 USA



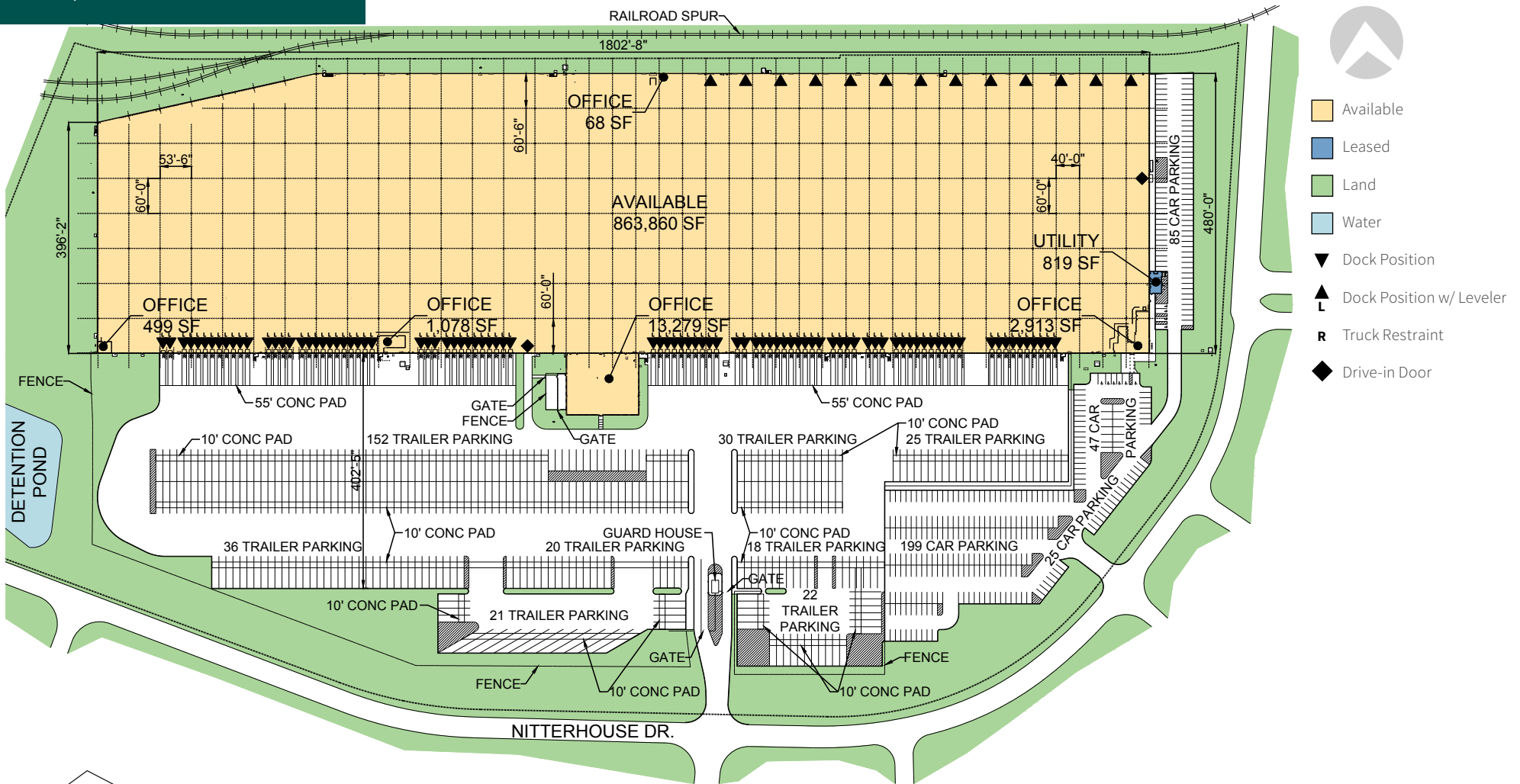
1 mile from Interchange 14
of Interstate 81


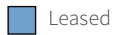








Proximity to FedEx (24 miles),
UPS (32 miles) and CSX (1 mile)



INDUSTRIAL SPACE FOR LEASE
863,860 SF



-  Available
-  Leased
-  Land
-  Water
-  Dock Position
-  Dock Position w/ Leveler
-  Truck Restraint
-  Drive-in Door



W. JASON WEBB
 jason.webb@kbcadvisors.com
 +1 717 329 0881
 775 E Lancaster Avenue
 Suite 225
 Villanova, PA 19085 USA

MARK CHUBB
 mark.chubb@kbcadvisors.com
 +1 302 275 5043
 775 E Lancaster Avenue
 Suite 225
 Villanova, PA 19085 USA

MICHAEL ZERBE
 michael.zerbe@kbcadvisors.com
 +1 610 462 3956
 775 E Lancaster Avenue
 Suite 225
 Villanova, PA 19085 USA

SUMMER COULTER
 summer.coulter@kbcadvisors.com
 +1 909 636 4777
 775 E Lancaster Avenue
 Suite 225
 Villanova, PA 19085 USA

JUSTIN FANSLAU
 jfanslau@prologis.com
 +1 610 997 6673
 1250 Camp Hill Bypass
 Suite 102
 Camp Hill, PA 19085 USA