




1407 N. Baxter St, Anaheim

**±6,126 SF INDUSTRIAL BUILDING WITH LARGE
CONCRETE FENCED YARD**



PROPERTY FEATURES:

- Excellent manufacturing warehouse, distribution or service building
- Approx. 800 sq. ft. office area
- 2 ground level loading door
- 325 amps, 3-phase power (verify)
- Approx. 8,400 sq. ft. fenced yard
- Easy access to the    Freeways

For More Information, Contact:

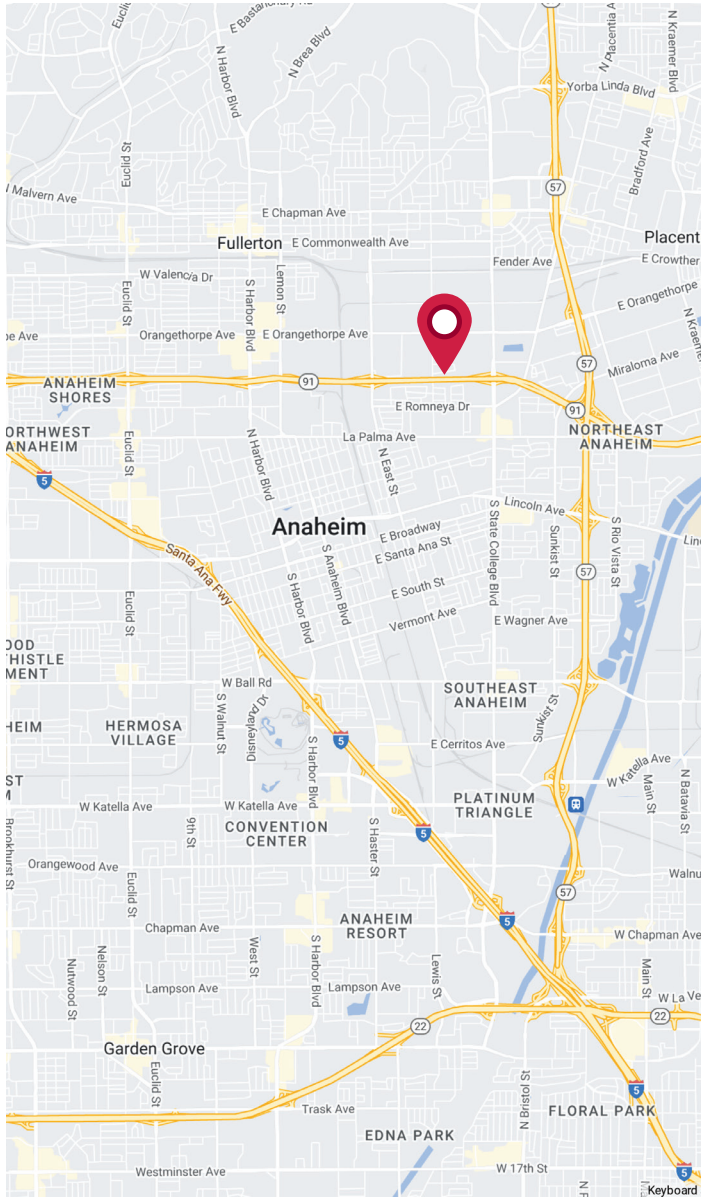
JOHN SUGGS

Vice President
BRE# 01141603
949 .790.3182
jsuggs@leeirvine.com

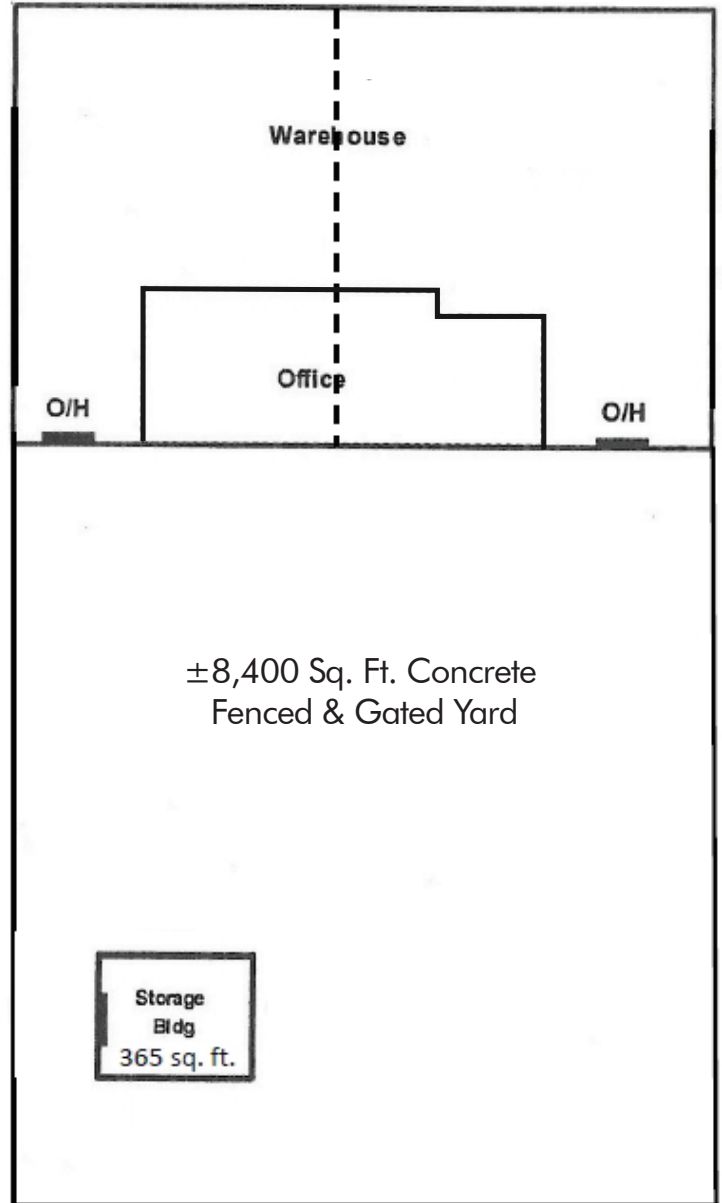
Lee & Associates, Inc. - Irvine
9838 Research Drive
Irvine, California 92618

1407 N. Baxter St, Anaheim

**±6,126 SF INDUSTRIAL BUILDING WITH
LARGE CONCRETE FENCED YARD**



91 FREEWAY



For More Information, Contact:

JOHN SUGGS
Vice President
BRE# 01141603
949.790.3182
jsuggs@leeirvine.com

Lee & Associates, Inc. - Irvine
9838 Research Drive
Irvine, California 92618