

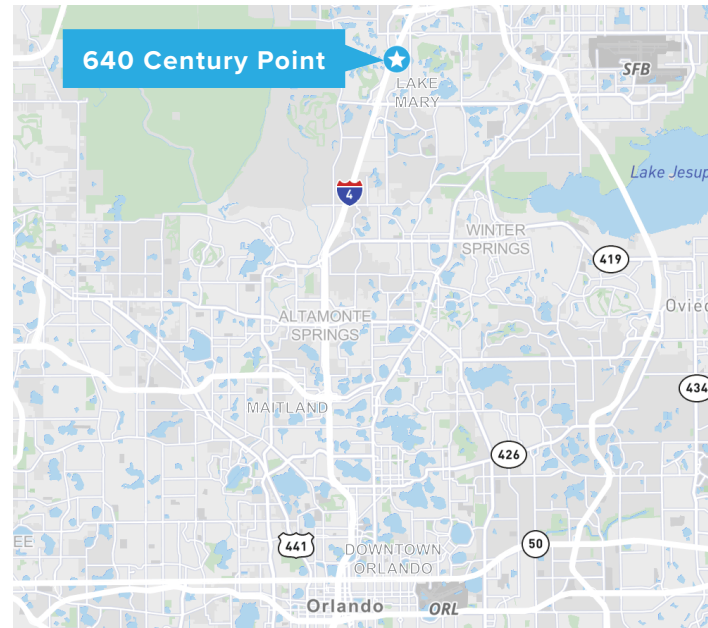
FOR LEASE

RINEHART RIDGE II

640 Century Point, Lake Mary, FL 32746




- **85,423 SF building on 11.96 acre site**
- **Entire building available 18,000 to 85,423 SF**
- **Furniture available**
- **Located in Lake Mary with convenient access to Interstate 4 and State Road 417**
- **8/1,000 parking ratio**
- **Building amenities:**
 - Interstate 4 exposure
 - Outdoor break area
 - Fiber optic communication
 - FPL 227/480 v-3,000 Amp
 - 1,500 KW backup generator
 - Under floor cable system



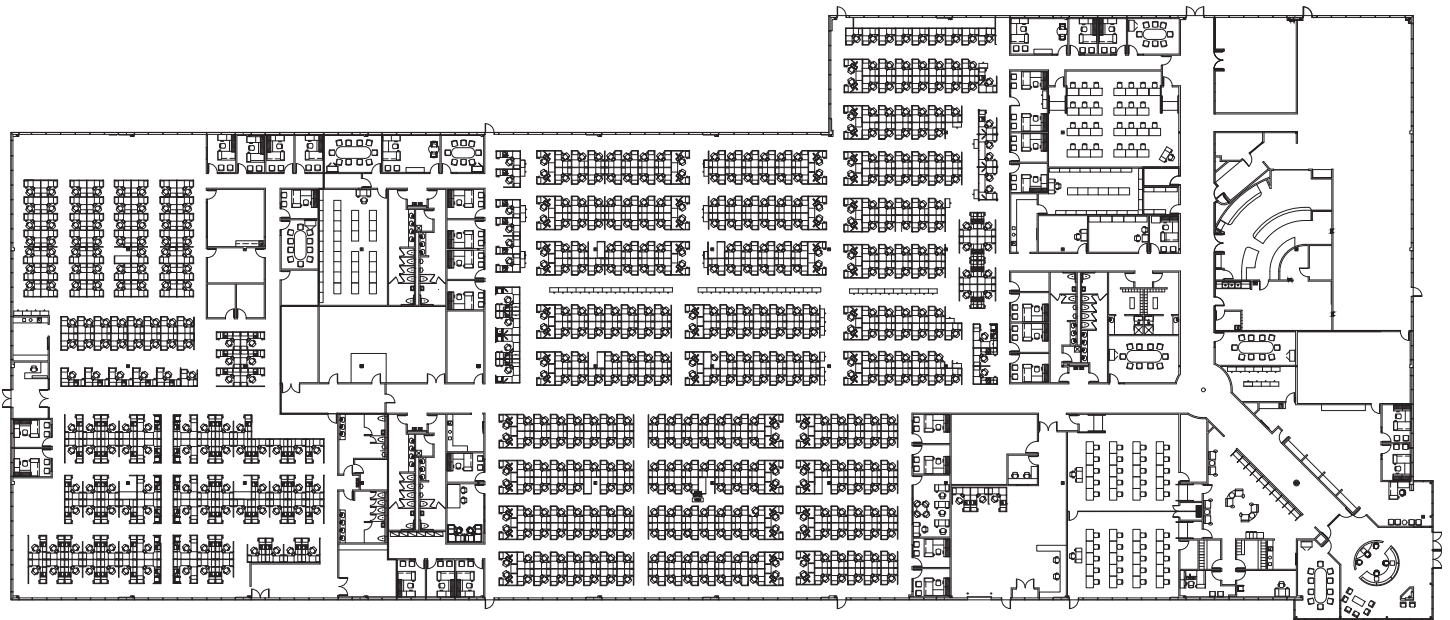
CLICK FOR VIDEO

CBRE



FLOOR PLAN

18,000 to 85,423 RSF AVAILABLE



PLEASE CONTACT:

Jay Dixon

Senior Vice President

+1 407 404 5062

jay.dixon@cbre.com

© 2023 CBRE, Inc. All rights reserved. This information has been obtained from sources believed reliable but has not been verified for accuracy or completeness. CBRE, Inc. makes no guarantee, representation or warranty and accepts no responsibility or liability as to the accuracy, completeness, or reliability of the information contained herein. You should conduct a careful, independent investigation of the property and verify all information. Any reliance on this information is solely at your own risk. CBRE and the CBRE logo are service marks of CBRE, Inc. All other marks displayed on this document are the property of their respective owners, and the use of such marks does not imply any affiliation with or endorsement of CBRE. Photos herein are the property of their respective owners. Use of these images without the express written consent of the owner is prohibited.