

FOR LEASE

130,122 SF
INDUSTRIAL BUILDING



4505 Bandini Boulevard | Vernon, CA 90058

CBRE

PROPERTY Highlights



Class A
Industrial Building



Direct Access
to Long Beach (710) Fwy



26 FT
Clearance Height



4,000 Amp
Electrical Service




Brand New
Office Space



Fenced and
Secure Yard



18 Dock High Doors,
1 Ground Level Door



BUILDING Specs



Building: 130,122 SF

Land: 162,055 SF

Year Built: 1962 and
Refurbished 2024

Dock High Doors: 18

Ground Level Doors: 1

Office: Ground 7,454 SF;
Mezzanine 3,997 SF

Clear Height: 26 FT



Fire Sprinklers: 0.56/2,511

Electrical: 4,000 AMPs,
277–480 Volts, 3-Phase, 4-Wire

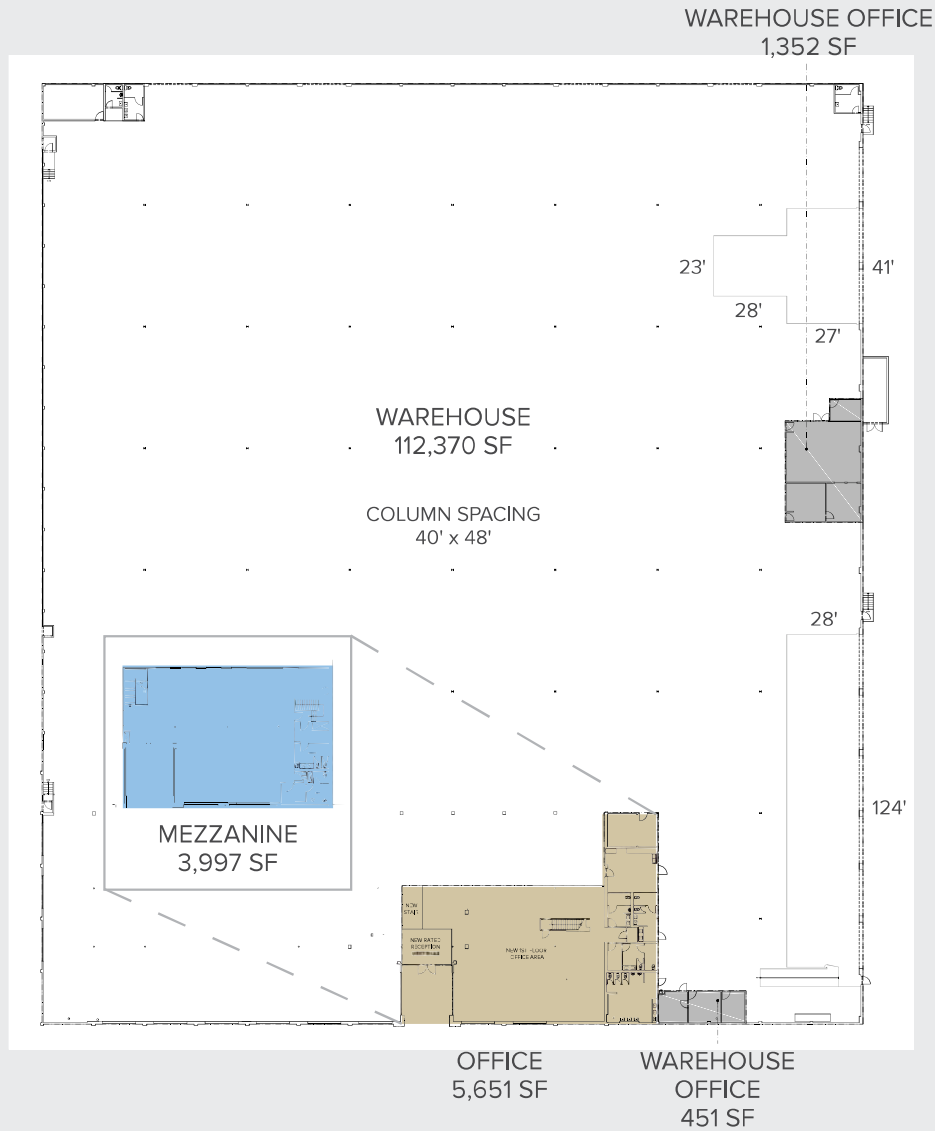
Parking: 96 Spots plus
5 handicap accessible



INTERIOR Photos






FLOOR Plan



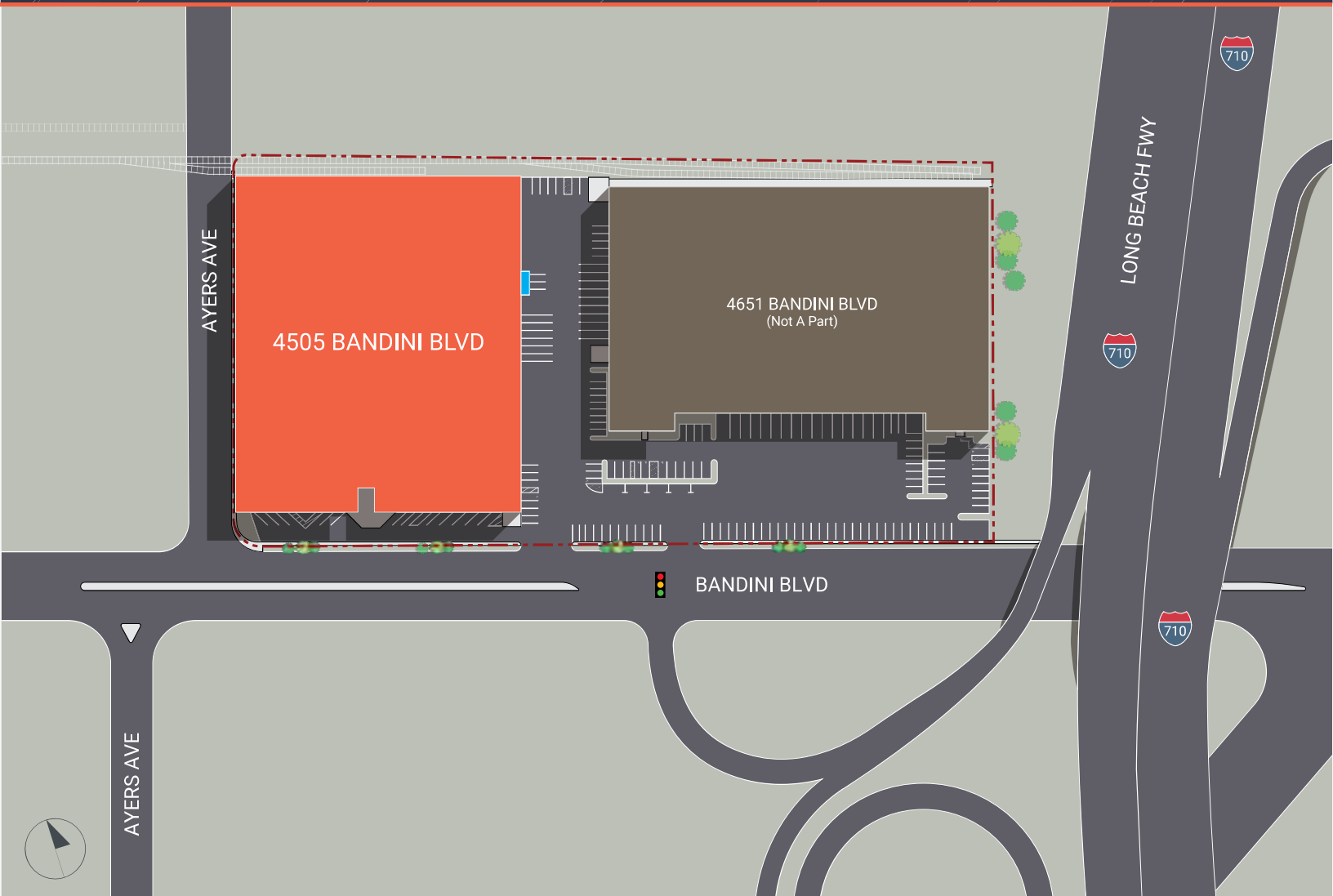
BUILDING SUMMARY

Total Dock Area	6,301 SF
Total Office Area	11,451 SF
Total Warehouse Area	112,370 SF
TOTAL	130,122 SF

OFFICE SUMMARY

	Total Warehouse Office	1,803 SF
	Total Mezzanine	3,997 SF
	Total Office Area	5,651 SF
TOTAL	TOTAL	11,451 SF

SITE Plan

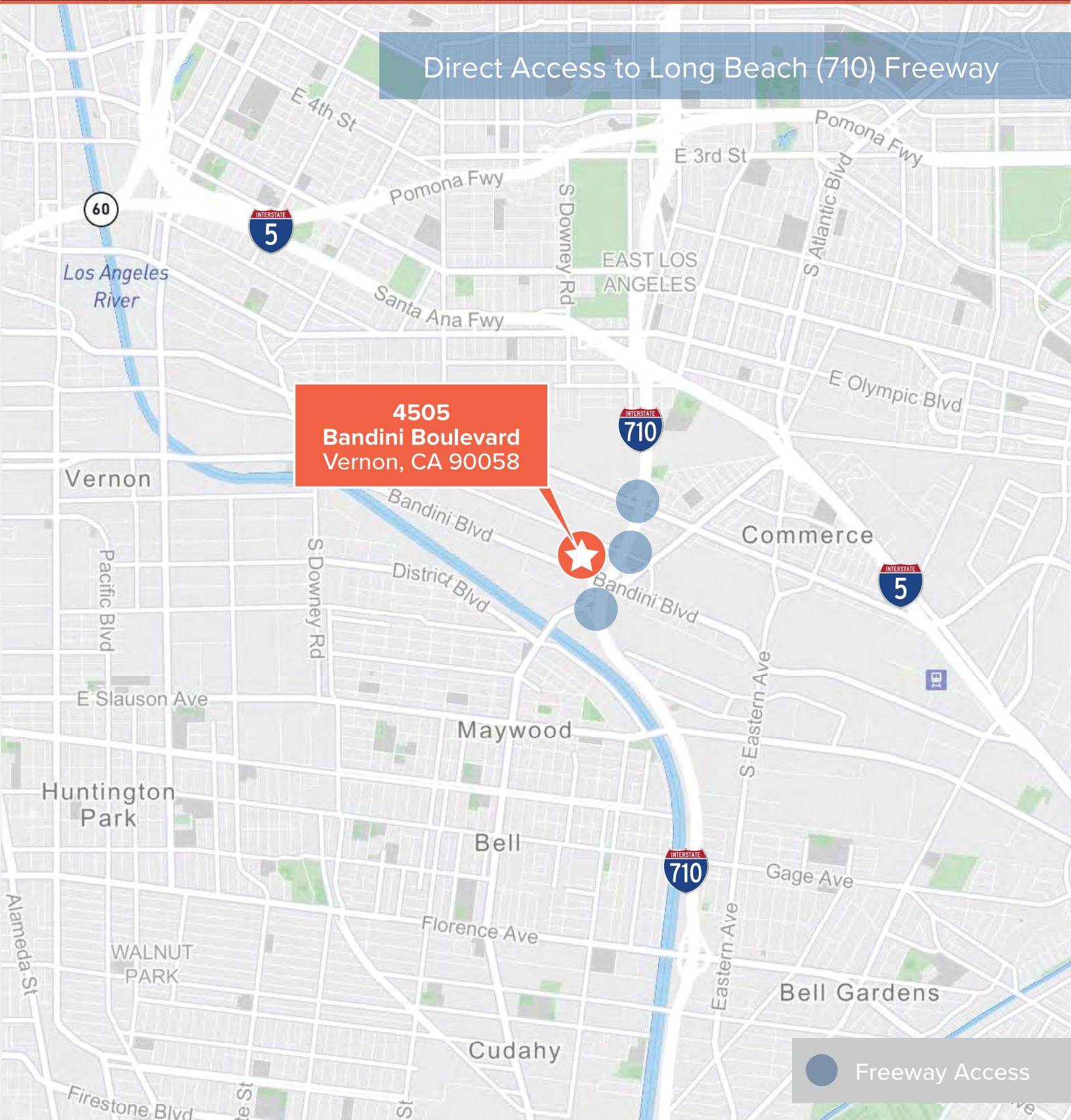


LOCATON Map

Direct Access to Long Beach (710) Freeway

**4505
Bandini Boulevard
Vernon, CA 90058**

Freeway Access



FOR LEASE

4505 BANDINI BOULEVARD | VERNON, CA 90058

DTLA

BANDINI BLVD

For More Information, Please Contact:

JEFF STEPHENS, SIOR
Executive Vice President
Lic. 01051764
+1 213 613 3761
jeffrey.stephens@cbre.com

JACK MERGENTHALER, SIOR
Senior Vice President
Lic. 01942974
+1 310 363 4946
jack.mergenthaler@cbre.com

EVAN CRAWFORD
Senior Associate
Lic. 02105059
+1 213 613 3332
evan.crawford@cbre.com

JOHN STEPHENS
Associate
Lic. 02159924
+1 213 613 3418
john.r.stephens@cbre.com

© 2024 CBRE, Inc. All rights reserved. This information has been obtained from reliable sources but has not been verified for accuracy or completeness. CBRE, Inc. makes no guarantee, representation, or warranty and accepts no responsibility or liability for the accuracy, completeness, or reliability of the information contained herein. You should conduct a careful, independent investigation of the property and verify all information. Any reliance on this information is solely at your own risk. CBRE and the CBRE logo are service marks of CBRE, Inc. All other marks displayed on this document are the property of their respective owners, and the use of such marks does not imply any affiliation with or endorsement of CBRE. Photos herein are the property of their respective owners. Use of these images without the express written consent of the owner is prohibited.

CBRE