

FOR LEASE

6252 PORTAL WAY, FERNDALE



ASKING PRICE: **\$20/SF/YR, N/N/N**

- GENERAL INFORMATION
- PHOTOS
- AREA DEMOGRAPHICS

PRESENTED BY:

ROBERT SANDOZ - CCIM, ALC

Managing Broker, CBA, MBA
rsandoz@windermere.com
425.466.6705
www.wrecommercial.com

BRIDGET GALLAGHER

Broker
bgallagher@windermere.com
360.483.9337

FOR LEASE

6252 PORTAL WAY, FERNDALE

New Construction Retail & Office Space - Portal Way, Ferndale WA. Now pre-leasing build-to-suit retail and office space with exceptional frontage on Portal Way, part of a brand new 350-unit Multi-Family development in the heart of Ferndale's fast growing corridor. This premier location in Whatcom County's high-growth area offers outstanding visibility, accessibility, and synergy with a vibrant residential community. Perfect for a wide range of retail, restaurant, and professional office uses. Highlights: Build-to-suit opportunities - tailored to your business needs. Excellent visibility and traffic along Portal Way, Class A construction with high-end finishes available.



QUICK FACTS:

- Year Built: NEW CONSTRUCTION
- Available Square Footage: 1,500SF - 7,158 SF
- Build-to-Suit
- Price: \$20/SF/YR + NNN
- Use: Retail, Office



FOR LEASE

6252 PORTAL WAY, FERNDALE



LOCATION & DEMOGRAPHICS

Location Facts & Demographics

Demographics are determined by a 10 minute drive from 8420 Portal Way, Blaine, WA 98230

CITY, STATE

Blaine, WA

POPULATION

11,550

AVG. HH SIZE

2.55

MEDIAN HH INCOME

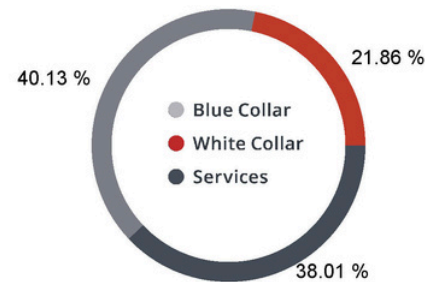
\$56,599

HOME OWNERSHIP

Renters: **1,259**

Owners: **3,293**

EMPLOYMENT



46.74 %
Employed

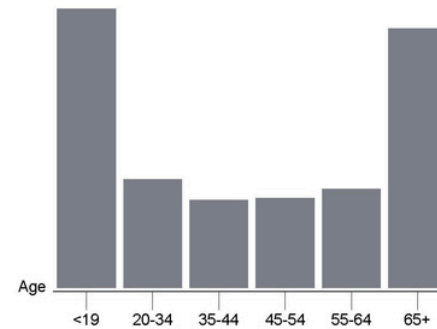
2.78 %
Unemployed

EDUCATION

High School Grad:	32.97 %
Some College:	26.18 %
Associates:	5.51 %
Bachelors:	20.41 %

GENDER & AGE

50.02 %   **49.98 %**

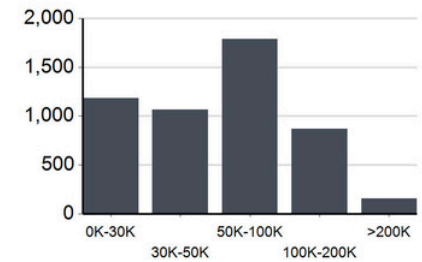


RACE & ETHNICITY

White:	87.96 %
Asian:	2.07 %
Native American:	0.13 %
Pacific Islanders:	0.00 %
African-American:	0.00 %
Hispanic:	5.83 %
Two or More Races:	4.02 %

 **Catylist Research**

INCOME BY HOUSEHOLD



HH SPENDING

