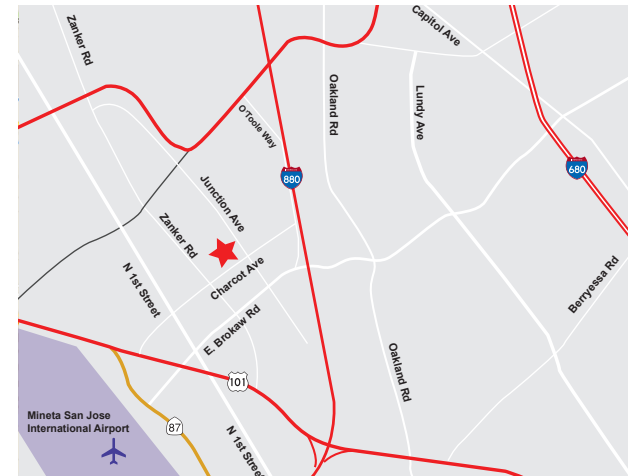


Rivers Edge Business Park | ±2,880 SF Condominium For Sale

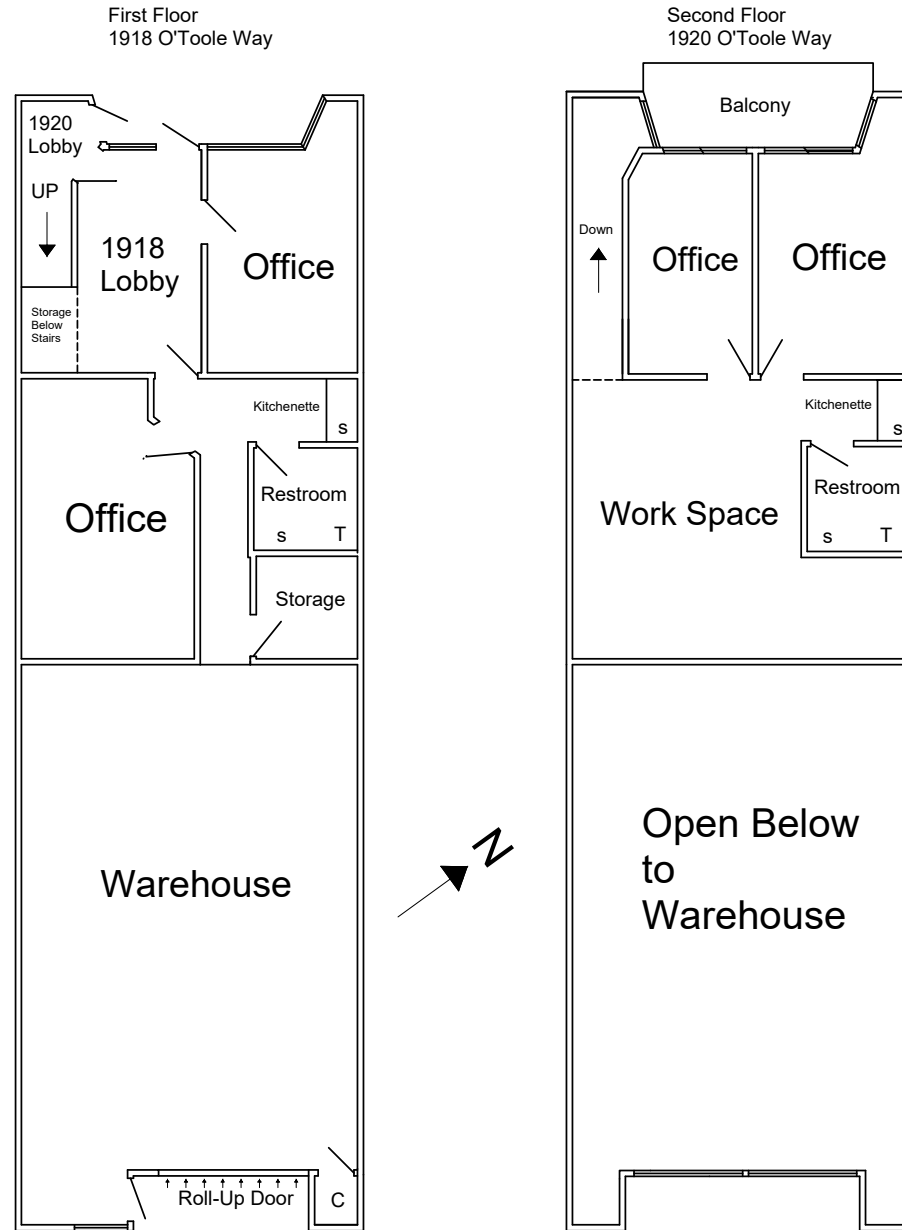
1918 & 1920 O'TOOLE WAY, SAN JOSE, CA



Space Highlights

- Upstairs and Downstairs Are Two Separate Units with Separate Entries And Utilities
- Each Unit Has Its Own Restroom and Kitchenette
- ±1,920 SF Ground Floor, ±960 SF Second Floor
- 19' Clear Height in Warehouse
- Grade Level Roll-Up Door
- 3 Reserved Parking Stalls; 2 in Front, 1 at Rear; Abundant Non-Reserved Parking
- \$999,000 (\$347/SF)
- Association Fees: \$645.12 Monthly

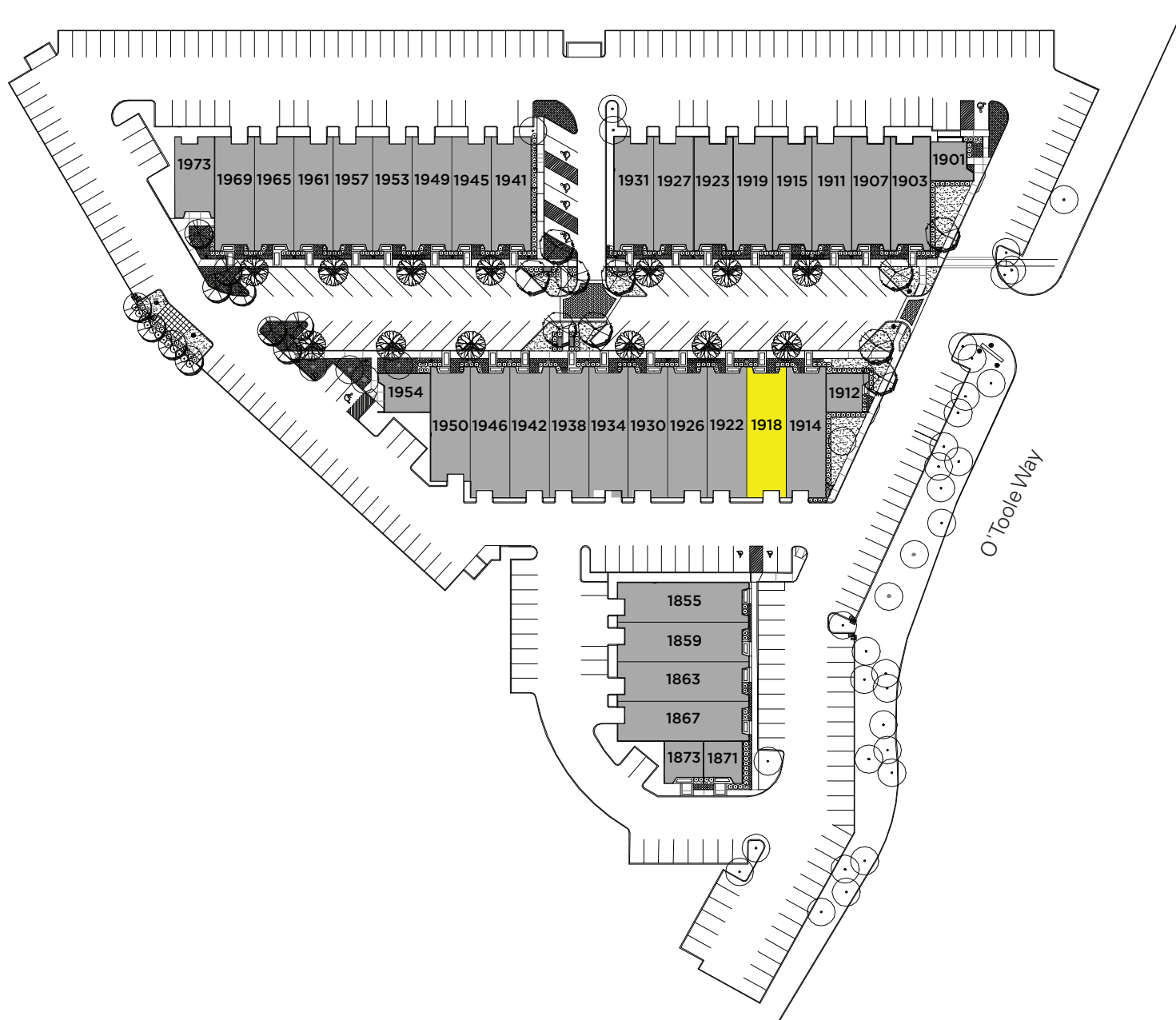
Floor Plan



*Floor Plan is not accurate or to scale

The distributor of this communication is performing acts for which a real estate license is required. The information contained herein has been obtained from sources deemed reliable but has not been verified and no guarantee, warranty or representation, either express or implied, is made with respect to such information. Terms of sale or lease and availability are subject to change or withdrawal without notice.

Site Plan



The distributor of this communication is performing acts for which a real estate license is required. The information contained herein has been obtained from sources deemed reliable but has not been verified and no guarantee, warranty or representation, either express or implied, is made with respect to such information. Terms of sale or lease and availability are subject to change or withdrawal without notice. MP-1274 • 11/24