



Concept Photo



POTENTIAL
DRIVE THRU

AVAILABLE
29,000 SF
40,000 SF

SOUTHLAND SHOPPING CENTER

24582 Hesperian Boulevard, Hayward, CA 94545

HELM
PROPERTIES
Lic: 01428618

CONFIDENTIALITY AND DISCLAIMER

The information contained in the following Marketing Brochure is proprietary and strictly confidential. It is intended to be reviewed only by the party receiving it from Helm Properties Commercial Real Estate Division and should not be made available to any other person or entity without the written consent of Helm Properties Commercial Real Estate Division. This Marketing Brochure has been prepared to provide summary, unverified information to prospective purchasers, and to establish only a preliminary level of interest in the subject property. The information contained herein is not a substitute for a thorough due diligence investigation. Helm Properties Commercial Real Estate Division has not made any investigation, and makes no warranty or representation, with respect to the income or expenses for the subject property, the future projected financial performance of the property, the size and square footage of the property and improvements, the presence or absence of contaminating substances, PCB's or asbestos, the compliance with State and Federal regulations, the physical condition of the improvements thereon, or the financial condition or business prospects of any tenant, or any tenant's plans or intentions to continue its occupancy of the subject property. The information contained in this Marketing Brochure has been obtained from sources we believe to be reliable; however, Helm Properties Commercial Real Estate Division has not verified, and will not verify, any of the information contained herein, nor has Helm Properties Commercial Real Estate Division conducted any investigation regarding these matters and makes no warranty or representation whatsoever regarding the accuracy or completeness of the information provided.

All potential buyers or tenants must take appropriate measures to verify all of the information set forth herein.

ALL PROPERTY SHOWINGS ARE BY APPOINTMENT ONLY. PLEASE CONSULT YOUR HELM PROPERTIES COMMERCIAL REAL ESTATE DIVISION AGENT FOR MORE DETAILS.

JEFFREY T. HELM

Broker Lic: 01428618



530.329.8336



530.870.1384

jeff@helmre.com

471 Century Park Drive
Suite B
Yuba City, CA 95991
www.helmre.com





Property Summary

Lease Rate:	Inquire with Broker
Available SF:	1,500 - 40,000 SF
Building SF:	139,144 GLA
Lot Size:	803,115 SF
Zoning:	CBB20
APN:	442-0010-006-01
Market:	East Bay/Oakland
Type:	Shopping Center
REA Use Restrictions:	Click Here To View

Property Overview

Located on the I-880 corridor, Southland Mall serves a densely populated area. The center offers solid anchors, diversified national speciality retailers, and numerous themed dining options. Southland Mall has undergone a cosmetic renovation, which refreshed and modernized its look to accommodate new retailers.

Property Highlights

- Nationally Recognized Neighbors: Buffalo Wild Wings, Wells Fargo, City Sports, Seafood City, & Olive Garden
- Pylon Signage Available
- High traffic area: Hesperian Blvd ADT @ 60,000
- Potential Build-to-Suite & Drive Thru on Hesperian

CURRENT SITE PLAN

Southland Hayward Shopping Lease Package
24582 Hesperian Boulevard | Hayward, CA 94545

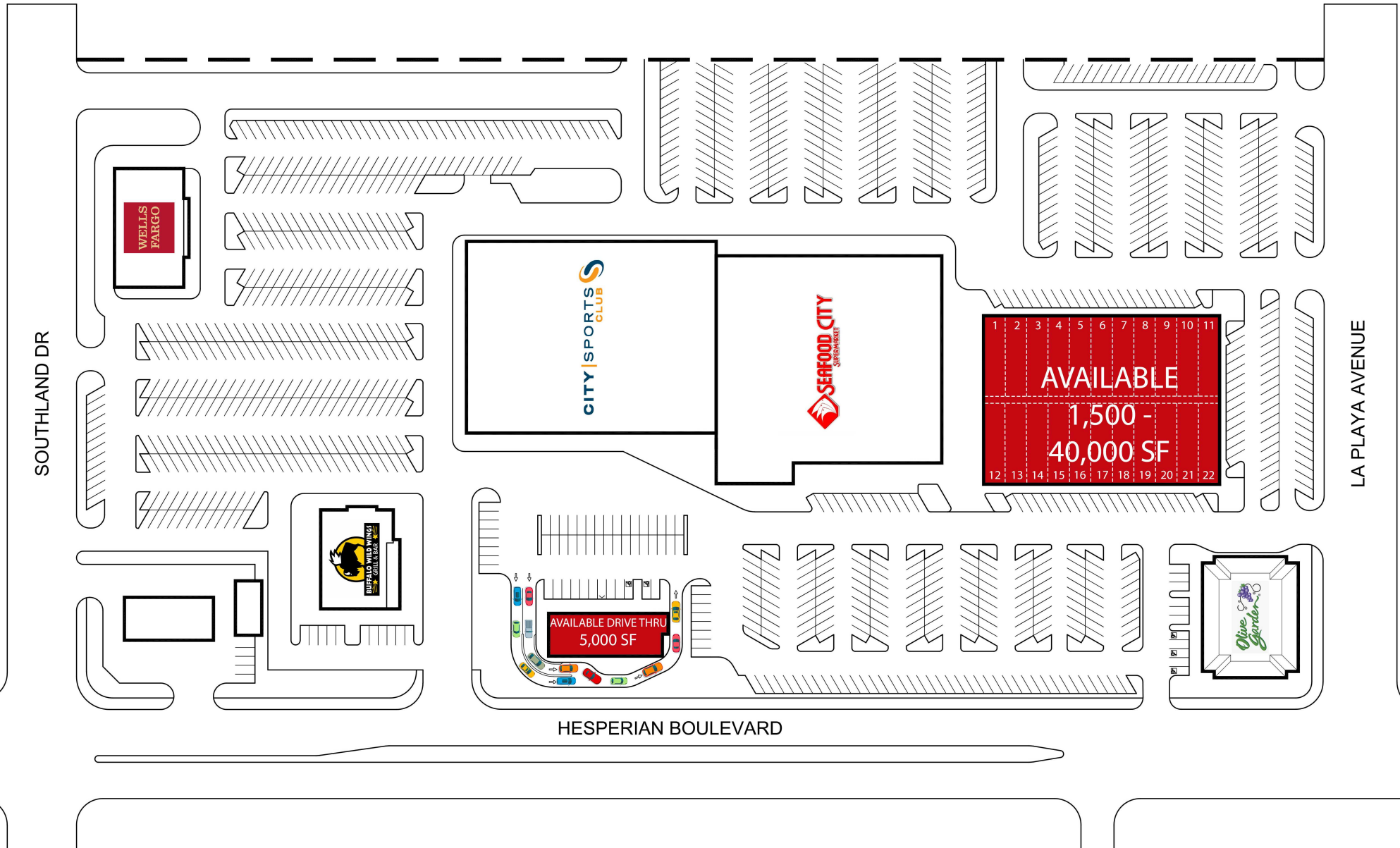
04



PROPOSED SITE PLAN

Southland Hayward Shopping Lease Package
24582 Hesperian Boulevard | Hayward, CA 94545

05



CONCEPT PHOTOS

Southland Hayward Shopping Lease Package
24582 Hesperian Boulevard | Hayward, CA 94545

06



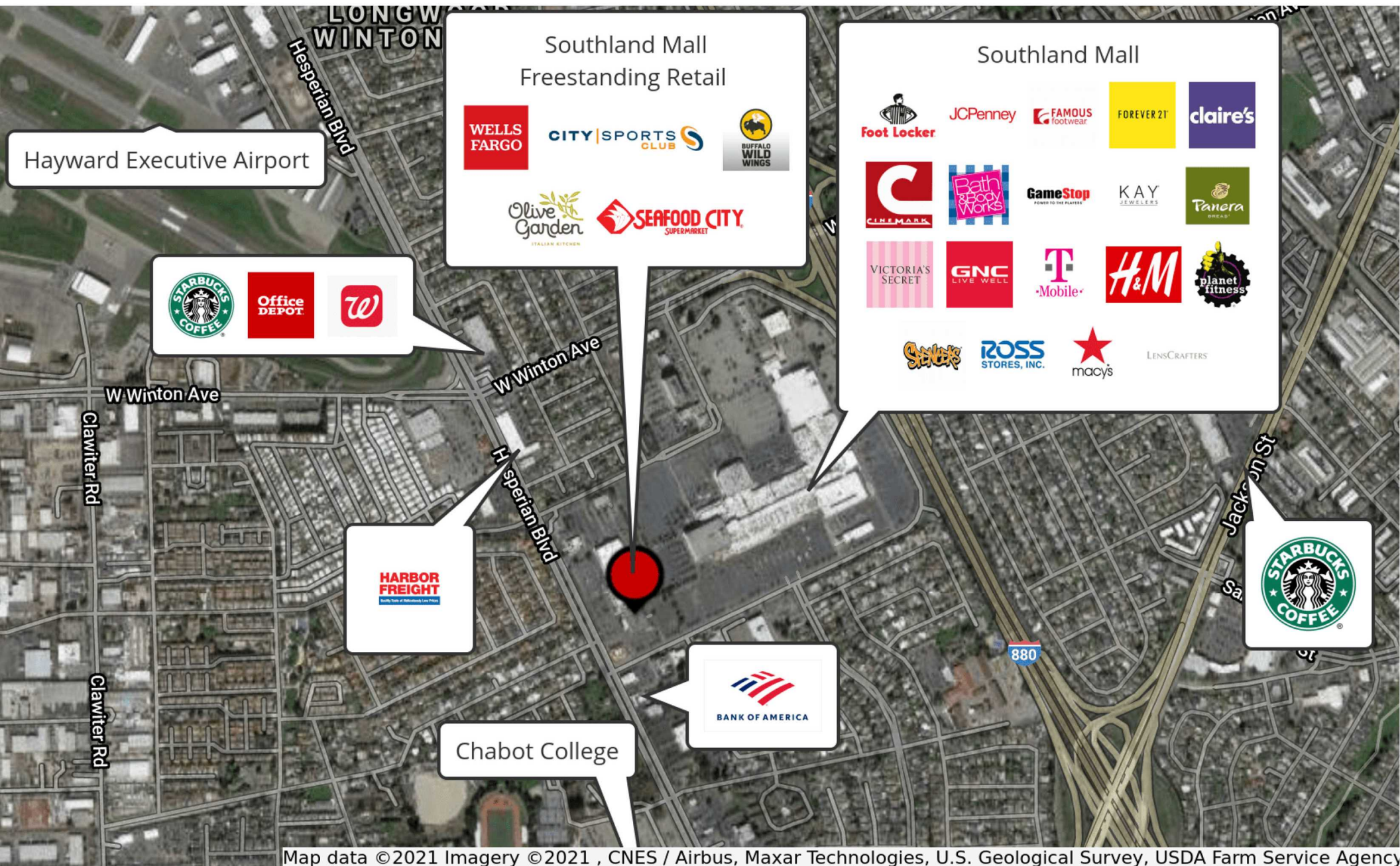
JEFFREY HELM
530-329-8336
jeff@helmre.com

HELM
PROPERTIES

RETAILER MAP

Southland Hayward Shopping Lease Package
24582 Hesperian Boulevard | Hayward, CA 94545

07



Map data ©2021 Imagery ©2021 , CNES / Airbus, Maxar Technologies, U.S. Geological Survey, USDA Farm Service Agency

PROPERTY PHOTOS

Southland Hayward Shopping Lease Package
24582 Hesperian Boulevard | Hayward, CA 94545

08



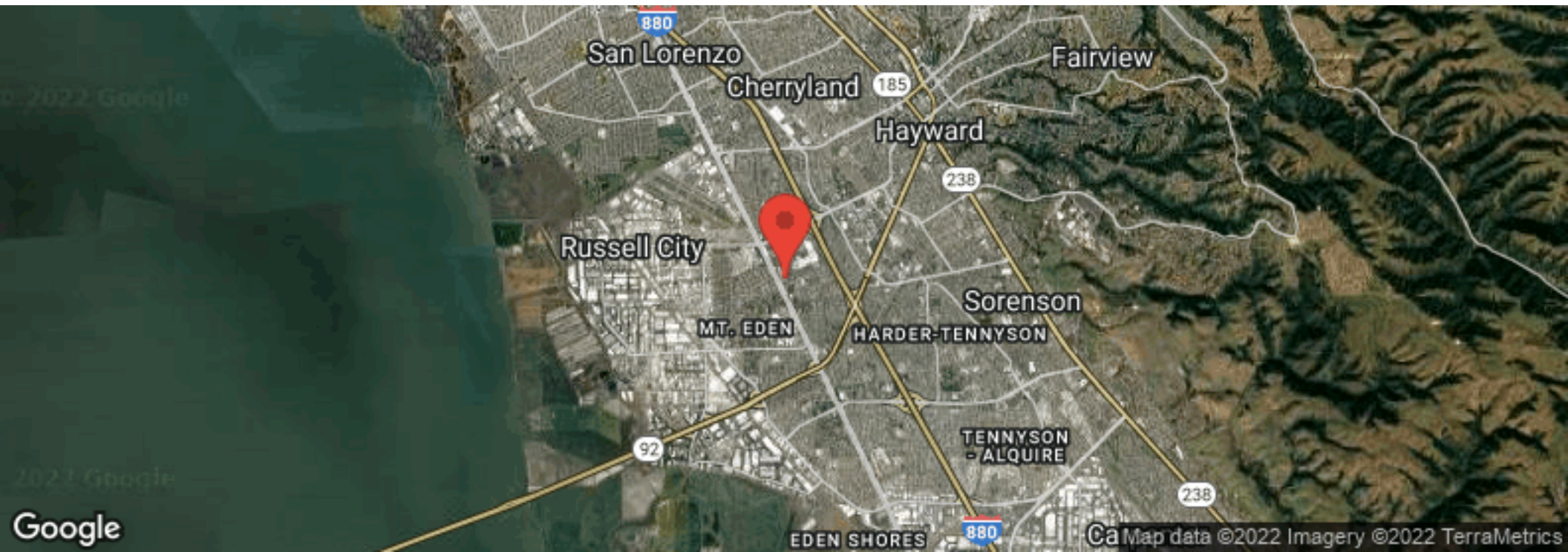
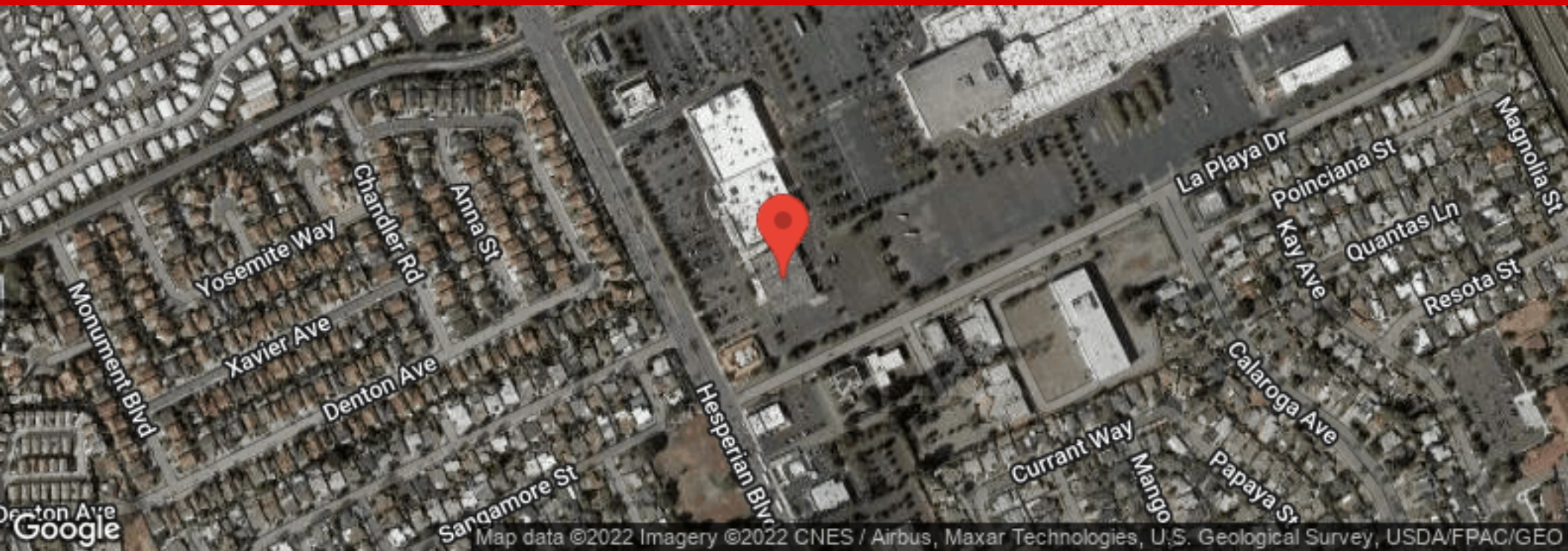
JEFFREY HELM
530-329-8336
jeff@helmre.com

HELM
PROPERTIES

LOCATION MAPS

Southland Hayward Shopping Lease Package
24582 Hesperian Boulevard | Hayward, CA 94545

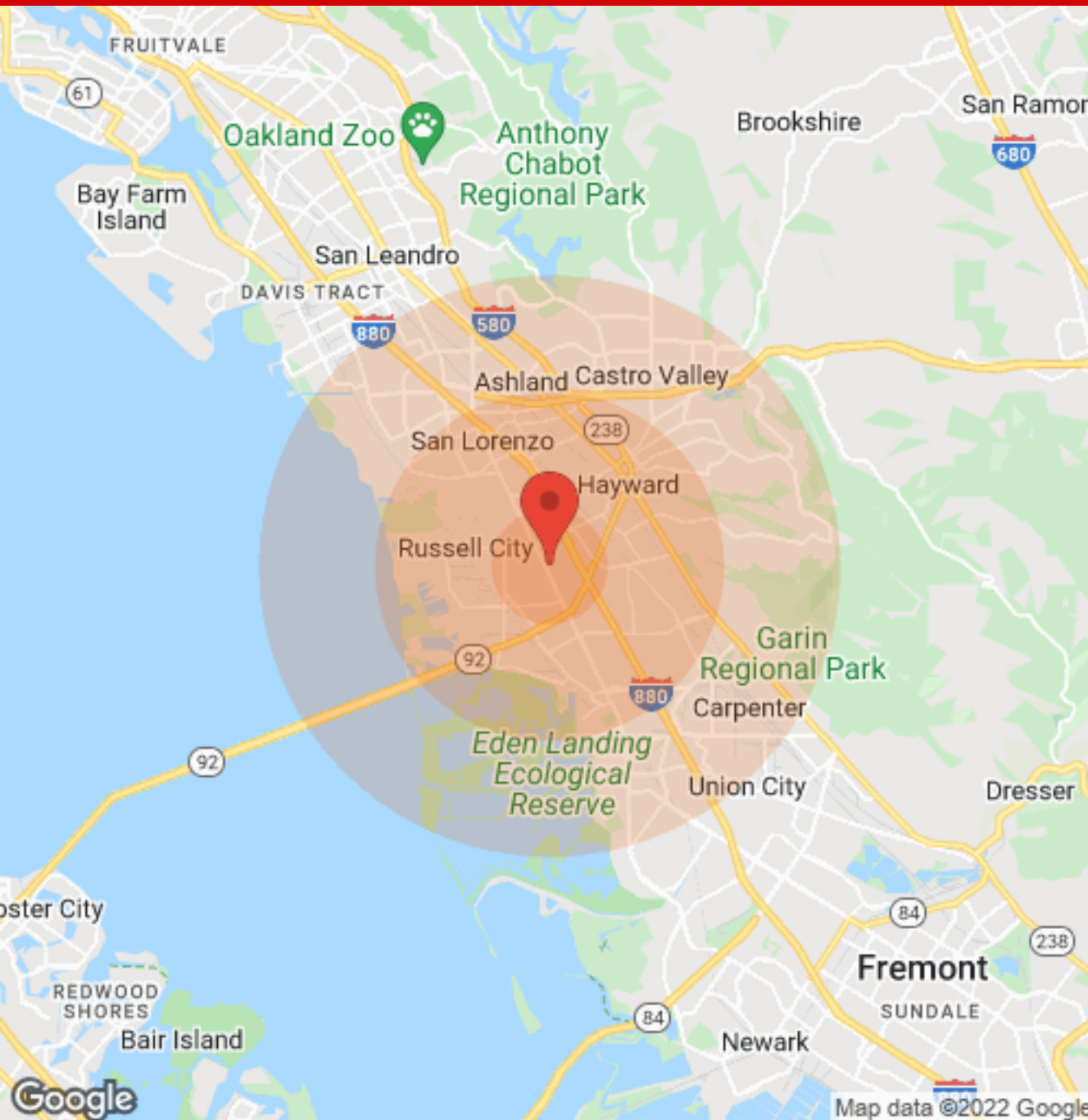
09



DEMOGRAPHICS

Southland Hayward Shopping Lease Package
24582 Hesperian Boulevard | Hayward, CA 94545

10



Population	1 Mile	3 Miles	5 Miles
Male	11,220	83,139	170,928
Female	11,660	84,484	176,037
Total Population	22,880	167,623	346,965

Age	1 Mile	3 Miles	5 Miles
Ages 0-14	4,865	35,585	70,360
Ages 15-24	2,955	22,218	45,314
Ages 55-64	2,533	18,414	40,978
Ages 65+	2,986	19,380	45,712

Race	1 Mile	3 Miles	5 Miles
White	8,391	61,734	129,084
Black	1,922	15,143	32,618
Am In/AK Nat	103	559	793
Hawaiian	399	3,250	4,283
Hispanic	11,354	85,005	133,968
Multi-Racial	14,172	112,686	182,492

Housing	1 Mile	3 Miles	5 Miles
Total Units	7,726	56,135	120,745
Occupied	7,381	52,818	114,446
Owner Occupied	4,414	26,658	65,066
Renter Occupied	2,967	26,160	49,380
Vacant	345	3,317	6,299