

FOR LEASE



72-80 South Street,
New Providence, NJ

3,669 SF Available

Possible Expansion + 2,500-3,000 SF

PROPOSED FAÇADE
RENDERING

Dina Santarelli
santarelli@sabre.life | T 516 874 8070 x 1543

SABRE

FOR LEASE

72-80 South St
New Providence, NJ



FREESTANDING BUILDING AVAILABLE | FOR LEASE

ADDRESS: 72-80 South Street

SPACE AVAILABLE: 3,669 SF Available

Possible Expansion + 2,500-3,000 SF (Can be Demised)

ASKING RENT: Upon Request

AREA RETAIL:



Demographics	1 mile	3 miles	5 miles
Population	10,616	64,582	183,828
Average HHI	\$230,123	\$271,027	\$241,987
Daytime Population	12,291	72,563	207,451

- Prime Corner Visibility with 2 Means of Ingress/Egress
- Parking: 33 Spaces (9:1 Parking Ratio on existing building)
- Former Bank
- Patio Seating
- [Street View](#) Google Map

SABRE

Dina Santarelli
santarelli@sabre.life | T 201 249 8911 x 1543

sabre.life

FOR LEASE

72-80 South St
New Providence, NJ

CURRENT SITE PLAN



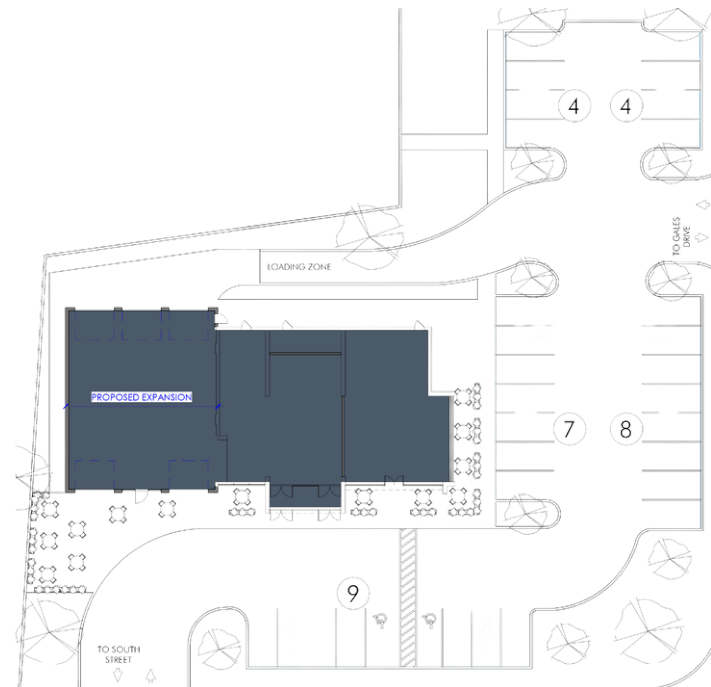
FOR LEASE

72-80 South St
New Providence, NJ

PROPOSED EXPANSION



PROPOSED FRONTAL VIEW

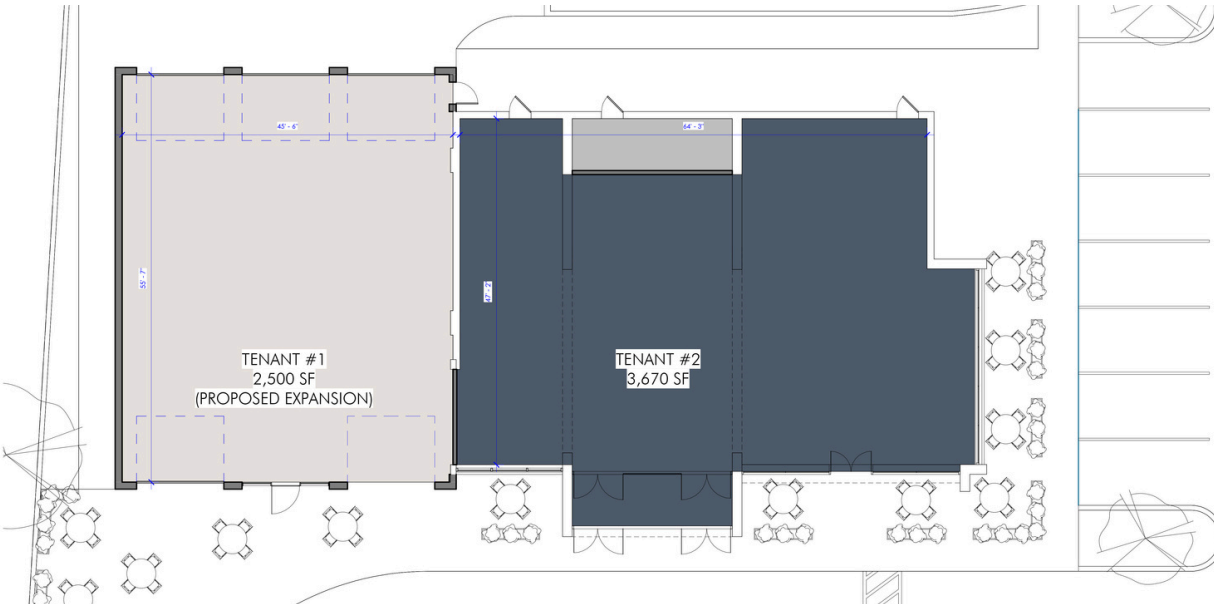


PROPOSED AERIAL VIEW

FOR LEASE

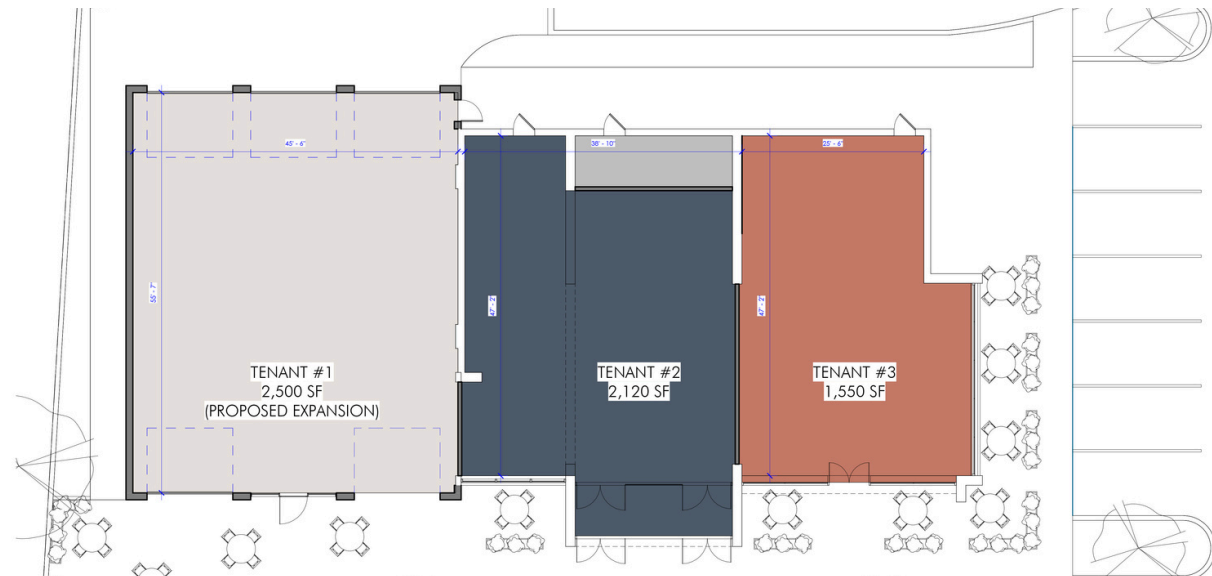
72-80 South St
New Providence, NJ

DEMISED PLAN



2 TENANT PLAN

3 TENANT PLAN



FOR LEASE

72-80 South St
New Providence, NJ

PROPERTY AERIAL



SABRE

Dina Santarelli
santarelli@sabre.life | T 201 249 8911 x 1543

SABRE Real Estate Group of NJ, LLC | 500 Route 17 South, Suite 300, Hasbrouck Heights, NJ

sabre.life

© SABRE Real Estate Group, LLC. This information has been obtained from sources believed reliable. We have not verified it and make no guarantee, warranty or representation about it. Any projections, opinions, assumptions or estimates used are for example only and do not represent the current or future performance of the property. You and your advisors should conduct a careful, independent investigation of the property to determine to your satisfaction the suitability of the property for your needs.