

FOR LEASE

# 1095 SPICE ISLANDS DR



**Industrial**  
PRODUCT TYPE



**±17,513 - 94,137**  
AVAILABLE SF



**Negotiable**  
RATE



**Sparks**  
LOCATION

**NAI Alliance**  
LBA Logistics 



**Brian Armon, SIOR, CCIM**  
Sr. Vice President | Principal  
(775) 772 0957  
barmon@naialliance.com  
NRED N°: BS.23801



**Tony Machabee, SIOR, CCIM**  
Sr. Director  
(775) 848 1594  
tmachabee@naialliance.com  
NRED N°: S.188595



**Derek Carroll, SIOR, CCIM**  
Director  
(775) 225 4105  
dcarroll@naialliance.com  
NRED N°: BS.0145531



**Mason La Fond**  
Associate  
(775) 378 1305  
mlafond@naialliance.com  
NRED N°: S.202632



**Industrial**  
PRODUCT TYPE



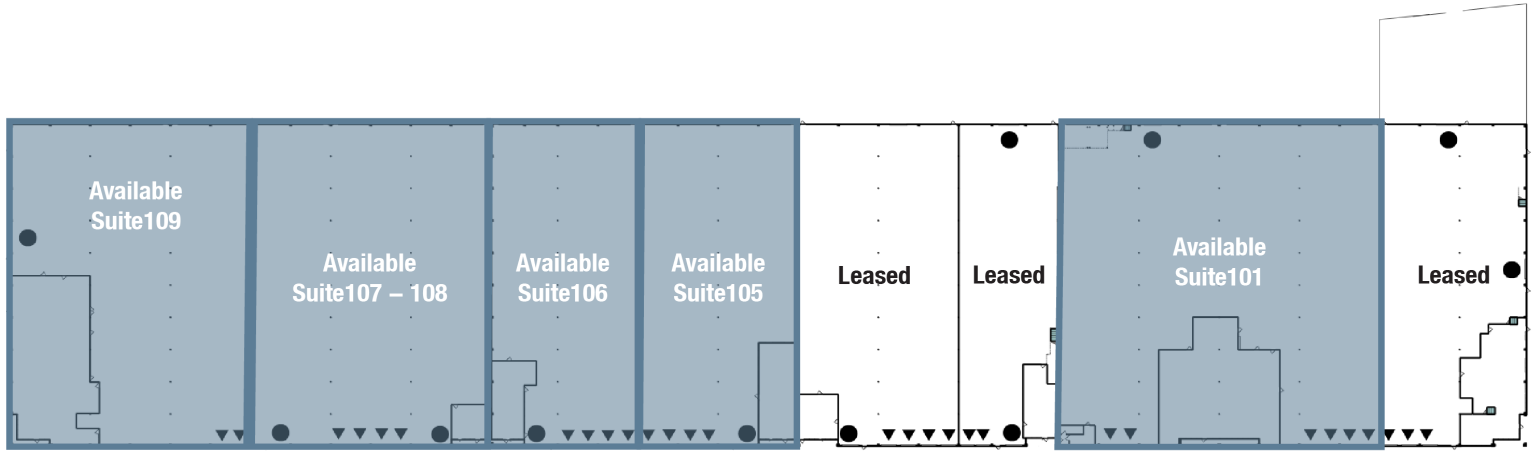
**±17,513-94,137**  
AVAILABLE SF



**Negotiable**  
RATE



**Immediately**  
AVAILABLE



● Drive-In  
▼ Dock Door

Available Units	SQ.FTG	Rate	Docks	Drive In	Office Spaces
Suite 101	±37,957 SF	Negotiable	6 Docks	1 Drive In (3 Potential)	±4,675 SF
Suite 105	±19,137 SF	Negotiable	4 Docks	1 Drive In	±1,434 SF
Suite 106	±17,513 SF	Negotiable	4 Docks	1 Drive In	±1,074 SF
Suite 107-108	±28,805 SF	Negotiable	4 Docks	2 Drive Ins	±526 SF
Suite 109	±28,682 SF	Negotiable	2 Docks	1 Drive In	±5,011 SF (Showroom)





FOR LEASE

# 1095 SPICE ISLANDS DR



## Property Highlights

1095 Spice Island is an industrial building located in the heart of the Sparks industrial submarket. This  $\pm 181,600$  square foot building contains 8 highly functional warehouse units each with ample dock height and drive in doors. The subject property is only 1.5 miles (3 minutes by car) from S. McCarran Blvd. and 2 miles from the I-80 on/off-ramp.

## Property Details

<b>Address</b>	1095 Spice Islands Dr, Sparks, NV 89431
<b>Lease Rate</b>	Negotiable
<b>Lease Type</b>	NNN \$0.14 SF/MO
<b>Suite Size</b>	$\pm 17,513$ - $94,137$ SF
<b>Office Size</b>	$\pm 526$ - $5,011$ SF
<b>Dock Doors</b>	4-6
<b>Grade Doors</b>	1-2
<b>Clear Height</b>	24'
<b>Column Spacing</b>	40' x 20'
<b>Power*</b>	225 Amp 480 Volt 3-Phase
<b>Zoning</b>	I - Industrial
<b>Year Built</b>	1989
<b>APN</b>	034-152-24

*\*Subject to verification*

Aerial Map + Property Highlights



  
**Industrial**  
PRODUCT TYPE

  
**±17,513-94,137**  
AVAILABLE SF

  
**Negotiable**  
RATE

  
**Immediately**  
AVAILABLE

## 5-MILE KEY FACTS



**190,922**  
POPULATION



**5.6%**  
UNEMPLOYMENT



**2.4**  
HOUSEHOLD  
SIZE (AVG.)



**36**  
MEDIAN  
AGE

## 5-MILE INCOME FACTS



**\$64,583**

MEDIAN  
HOUSEHOLD  
INCOME



**\$36,644**

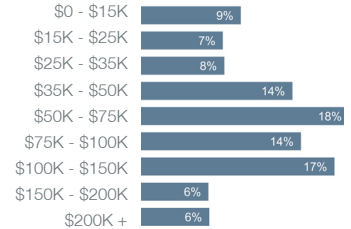
PER CAPITA  
INCOME



**\$82,703**

MEDIAN  
NET WORTH

### HOUSEHOLDS BY ANNUAL INCOME



## 5-MILE BUSINESS FACTS



**10,945**  
BUSINESSES



**157,210**  
EMPLOYEES

## 5- MILE EDUCATION FACTS

**15%**

NO HIGH  
SCHOOL  
DIPLOMA



**29%**

HIGH  
SCHOOL  
GRADUATE



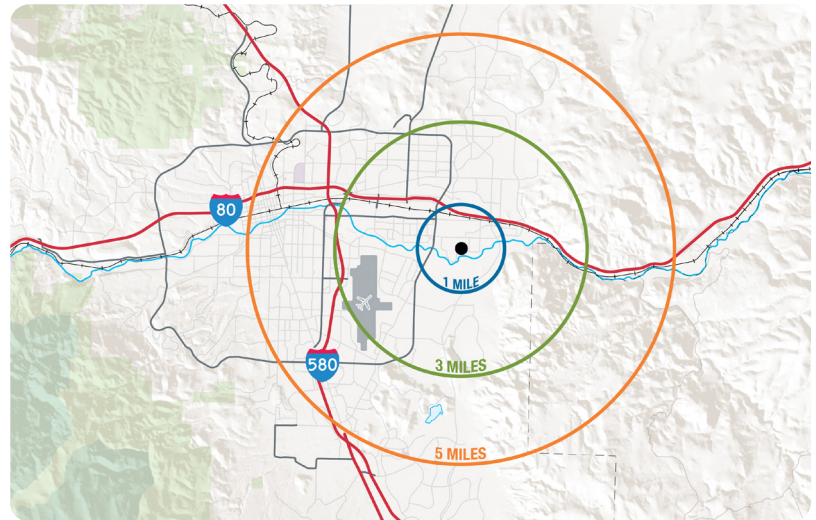
**31%**

SOME  
COLLEGE



**25%**

BACHELOR'S  
DEGREE



Source: 5 Mile Demographic Profile by ESRI

FOR LEASE

**1095** SPICE ISLANDS DR

SPARKS BOULEVARD

80


EAST NUGGET AVENUE

S MCCARRAN BOULEVARD

SUBJECT

VETERANS PARKWAY

### DISTANCE FROM SUBJECT

NEAREST  ON RAMP	2 MI   3 MIN DRIVE
RENO TAHOE AIRPORT	5 MI   10 MIN DRIVE
SOUTH RENO	7.5 MI   15 MIN DRIVE
CARSON CITY	28 MI   30 MIN DRIVE

Area Map





**Industrial**

PRODUCT TYPE



**±17,513-94,137**

AVAILABLE SF



**Negotiable**


RATE



**Immediately**

AVAILABLE

Nevada is a business-friendly state with a very low-regulation environment, a streamlined licensing and approval processes, and a favorable tax environment for business and industry. A state with the workforce, education, and infrastructure in place to support economic development.



## THE BEST IN THE WEST

The Tax Foundation's 2023 State Business Tax Climate Index named Nevada the 7th best in the country. The Index looks at five areas of taxation including corporate tax, individual income tax, sales tax, unemployment insurance tax, and property tax. It is designed to show how well states structure their tax systems and provides a road map for improvement.

### No Tax on

- Corporate Income Tax
- Corporate Shares Tax
- Franchise Tax
- Personal Income Tax
- Franchise Tax on Income
- Inheritance or Gift Tax
- Unitary Tax
- Estate Tax

### Tax Abatement on

- Sales & Use Tax
- Modified Business Tax
- Personal Property Tax
- Real Property Tax (for Recycling)
- Aviation Parts Tax
- Data Center Tax



## 61 OPPORTUNITY ZONE DESIGNATIONS

In June 2018, 61 of Nevada's low-income census tracts received official designation as Qualified Opportunity Zones (QOZ) by the U.S. Department of Treasury and the IRS. The tax incentives reduce taxes on realized capital gains that are quickly reinvested into these designated census tracts by providing three benefits:


- The deferral of taxes
- A reduction in taxes by 10 to 15 percent
- The exclusion of capital gains tax on appreciation if held for 10 years

Sources: 2022 State Business Tax Climate Index provided by the Tax Foundation  
Tax + Opportunity Zone incentive details provided by the Nevada Governor's Office of Economic Development

About Nevada

**NAI Alliance**

**LBA Logistics**



## WASHOE COUNTY

Washoe County is in the Northwest corner of Nevada, along the California and Oregon borders.

Since 2010, the population of Washoe County has grown by nearly 20%. It is the second most populous county in Nevada, behind Clark County.



## CITY OF RENO


Named #1 Small City by *BestCities.org* in 2020, the Reno area hosts over 5m annual visitors for events like the Reno Rodeo, Street Vibrations, and more.

Reno is home to a robust mix of the world's top businesses and a burgeoning arts community.



## TRI CENTER

Tahoe Reno Industrial Center is the largest industrial park in the world. It offers many unparalleled benefits including pre-approved industrial uses, 7-day turnaround on grading permits, 30-day turnaround on building permits, and in-place roads and utilities.



## LAKE TAHOE

Lake Tahoe is less than 25 miles from downtown Reno, a short drive for Northern Nevada's residents and visitors.

Tahoe is a year-round outdoor attraction offering beautiful beaches and views, sports and relaxation, and gourmet food and beverage experiences.



FOR LEASE

# 1095 SPICE ISLANDS DR



**Brian Armon, SIOR, CCIM**  
Sr. Vice President | Principal  
(775) 772 0957  
barmon@naialliance.com  
NRED N°: BS.23801



**Tony Machabee, SIOR, CCIM**  
Sr. Director  
(775) 848 1594  
tmachabee@naialliance.com  
NRED N°: S.188595



**Derek Carroll, SIOR, CCIM**  
Director  
(775) 225 4105  
dcarroll@naialliance.com  
NRED N°: BS.0145531



**Mason La Fond**  
Associate  
(775) 378 1305  
mlafond@naialliance.com  
NRED N°: S.202632

NO WARRANTY OR REPRESENTATION, EXPRESS OR IMPLIED, IS MADE AS TO THE ACCURACY OF THE INFORMATION CONTAINED HEREIN, AND THE SAME IS SUBMITTED SUBJECT TO ERRORS, OMISSIONS, CHANGE OF PRICE, RENTAL OR OTHER CONDITIONS, PRIOR SALE, LEASE OR FINANCING, OR WITHDRAWAL WITHOUT NOTICE, AND OF ANY SPECIAL LISTING CONDITIONS IMPOSED BY OUR PRINCIPALS NO WARRANTIES OR REPRESENTATIONS ARE MADE AS TO THE CONDITION OF THE PROPERTY OR ANY HAZARDS CONTAINED THEREIN ARE ANY TO BE IMPLIED.

**NA Alliance**  
**LBA Logistics** 