

PENTACENTRE

300, 320, 340 E. Big Beaver Road
2800 Livernois Road, Troy, MI 48083



HQ CORPORATE HEADQUARTERS OPPORTUNITY

- Up to 150,000 SF
- Premium Quality Finishes
- Building & Monument Signage
- Abundance Of Parking
- I-75 Visibility

NEW RENTAL RATE

\$9.00 PSF*

- * 1st Yr \$9.00 PSF + elec
- 2nd Yr \$17.95-18.95 PSF + elec
- \$.50 annual increases; 66 month term subject to approval
- Rate does not apply to Suites B400 & C400

OVER \$8 MILLION

IN STUNNING RENOVATIONS

NEW SPACE / NEW AMENITIES / NEW PRICING

- Full service office campus with visibility from I-75
- Up to 128,930 sf available
- 2 full service cafeterias
- Fitness center
- Presentation/conference center
- Abundance of **FREE** covered parking
- Monument & building signage with I-75 exposure
- Full-time, on-site maintenance & management professionals
- Dry cleaning pickup service



HAYMAN COMPANY
Real Estate Investment Services

29100 Northwestern Hwy, Suite 410, Southfield, MI 48034
www.haymancompany.com

Lawrence Randazzo

248.879.4739

lrando@haymanco.com




Lobby Building B



Lobby Building C




Restrooms



New Fixtures



Conference Center



Presentation Center



Building Corridor



Building Corridor




Lobby Building E



Lobby Building D



Elevators




Digital Directories




Café A



Café E



Fitness Center



Fitness Center

AVAILABLE SUITES

SUITE	RENTABLE SF	AVAILABILITY	VIRTUAL TOUR	NOTES
BUILDING A 300 E BIG BEAVER RD				
A200	32,285	NOW	3D TOUR	128,930 RSF CONTIGUOUS BUILDING SIGNAGE 1-75 VISIBILITY
A300	32,222	NOW	3D TOUR	
A400	32,199	NOW	3D TOUR	
A500	32,224	NOW	3D TOUR	
BUILDING B 320 E BIG BEAVER RD				
B400	31,149	NOW	3D TOUR	PLUG N PLAY SPACE MOVE-IN READY 1ST YR \$9.50 PSF; 2ND YR \$18.95 PSF \$.50 PSF ANNUAL INCREASES; 66 MOS TERM SUBJECT TO APPROVAL
BUILDING C 340 E BIG BEAVER RD				
C220	5,093	NOW	3D TOUR	
C230	5,693	NOW		
C300	32,204	NOW	3D TOUR	
C400	15,534	NOW	3D TOUR	PLUG N PLAY SPACE MOVE-IN READY 1ST YR \$9.50 PSF; 2ND YR \$18.95 PSF \$.50 PSF ANNUAL INCREASES; 66 MOS TERM SUBJECT TO APPROVAL
BUILDING D 2800 LIVERNOIS RD				
D135	6,024	60 DAYS	3D TOUR	PLUG N PLAY SPACE MOVE-IN READY
D205	4,062	NOW	3D TOUR	
D220	4,831	NOW		11,138 RSF CONTIGUOUS
D230	6,307	NOW		
D310	3,856	NOW	3D TOUR	
D500	31,640	NOW	3D TOUR	42,691 RSF CONTIGUOUS WITH E560
BUILDING E 2800 LIVERNOIS RD				
E250	5,595	NOW	3D TOUR	24,467 RSF CONTIGUOUS E260 PLUG N PLAY SPACE MOVE-IN READY
E255	4,260	NOW	3D TOUR	
E260	2,910	90 DAYS	3D TOUR	
E275	11,702	NOW	3D TOUR	6,432 SF CONTIGUOUS
E340	4,402	NOW	3D TOUR	
E390	2,030	NOW	3D TOUR	
E560	11,051	NOW	3D TOUR	42,691 RSF CONTIGUOUS WITH D500
E650	24,020	NOW	3D TOUR	