

FORMER RESTAURANT

RETAIL FOR LEASE

8050 E. BROAD STREET, REYNOLDSBURG, OHIO



MATT COOPER VICE PRESIDENT

MOBILE 614.403.4732 | DIRECT 614.334.7831
MCOOPER@EQUITY.NET



The information contained herein has been obtained from the property owner or other sources that we deem reliable. Although we have no reason to doubt its accuracy, no representation or warranty is made regarding the information, and the property is offered "as is". The submission may be modified or withdrawn at any time by the property owner.

PROPERTY HIGHLIGHTS

FORMER RESTAURANT

RETAIL FOR LEASE

8050 E. BROAD STREET, REYNOLDSBURG, OHIO

- FREE-STANDING +/- 5,721 SF RESTAURANT BUILDING ON +/- 2.4 ACRE LOT
- SHADOW-ANCHORED BY MEIJER AND TARGET
- TRAFFIC COUNTS:
EAST BROAD STREET: 28,523 VPD
- EASY VEHICULAR ACCESS WITH HIGH VISIBILITY
- HARD CORNER SITE WITH SIGNALIZED INTERSECTION
- MAJOR BIG BOX RETAILERS IN THE AREA INCLUDE MEIJER, TARGET, LOWES, AND TJ MAXX
- MONUMENT SIGNAGE ON E. BROAD STREET
- 131 PARKING SPACES (23 PER 1,000 SF)




SITE AERIAL



PHOTOS




PHOTOS





DEMOGRAPHICS: 1-MILE RADIUS



KEY FACTS

11,905

Population

33.4

Median Age



Average
Household
Size

\$96,073

Median
Household
Income

INCOME



\$96,073

Median
Household
Income



104,035

2022 Average
Household
Income (Esri)



37,776

2022 Per Capita
Income (Esri)

BUSINESS



150

Total Businesses



5,860

Total Employees

EDUCATION

5%

No High
School
Diploma



20%

High School
Graduate



33%

Some College



42%

Bachelor's/Gr
ad/Prof
Degree

HOUSING STATS



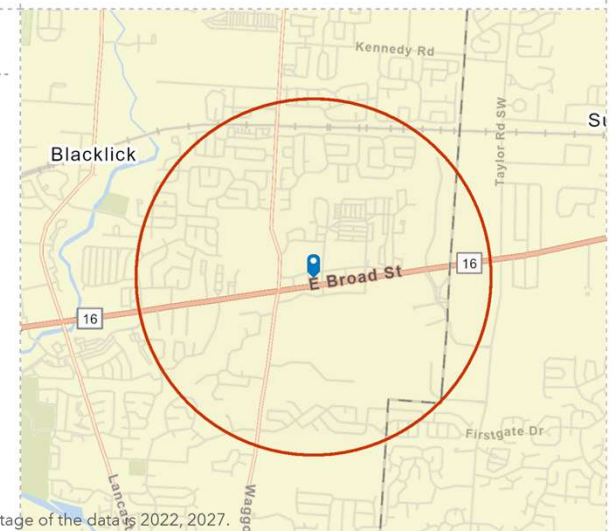
\$217,093

Median Home
Value



\$966

Median
Contract Rent




equity | brokerage

www.equity.net

This infographic contains data provided by Esri, Esri and Infogroup. The vintage of the data is 2022, 2027.

The information contained herein has been obtained from the property owner or other sources that we deem reliable. Although we have no reason to doubt its accuracy, no representation or warranty is made regarding the information, and the property is offered "as is". The submission may be modified or withdrawn at any time by the property owner.

DEMOGRAPHICS: 3-MILE RADIUS



KEY FACTS

75,755

Population

37.1

Median Age



Average
Household
Size

\$84,791

Median
Household
Income

INCOME



\$84,791

Median
Household
Income



103,967

2022 Average
Household
Income (Esri)



38,242

2022 Per Capita
Income (Esri)

BUSINESS



1,729

Total Businesses



26,033

Total Employees

EDUCATION

5%

No High
School
Diploma



25%

High School
Graduate



30%

Some College



39%

Bachelor's/Gr
ad/Prof
Degree

HOUSING STATS



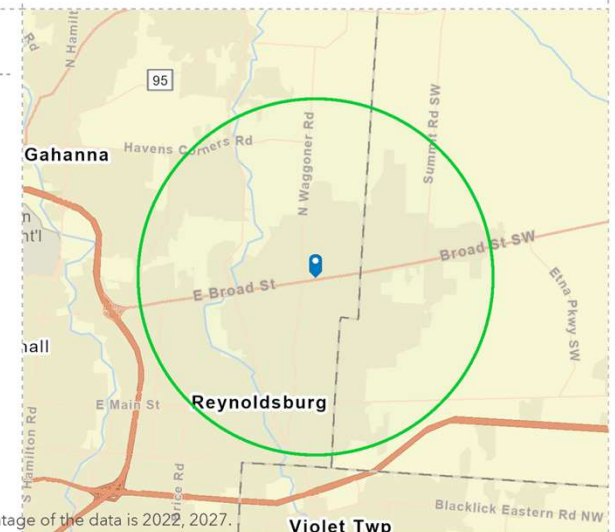
\$223,201

Median Home
Value




\$868

Median
Contract Rent



DEMOGRAPHICS: 5-MILE RADIUS



KEY FACTS

155,739

Population

37.5

Median Age



Average
Household
Size

\$76,513

Median
Household
Income

INCOME



\$76,513

Median
Household
Income



101,424

2022 Average
Household
Income (Esri)



38,683

2022 Per Capita
Income (Esri)

BUSINESS



4,148

Total Businesses



59,575

Total Employees

EDUCATION

5%

No High
School
Diploma



26%

High School
Graduate



30%

Some College



38%

Bachelor's/Gr
ad/Prof
Degree

HOUSING STATS



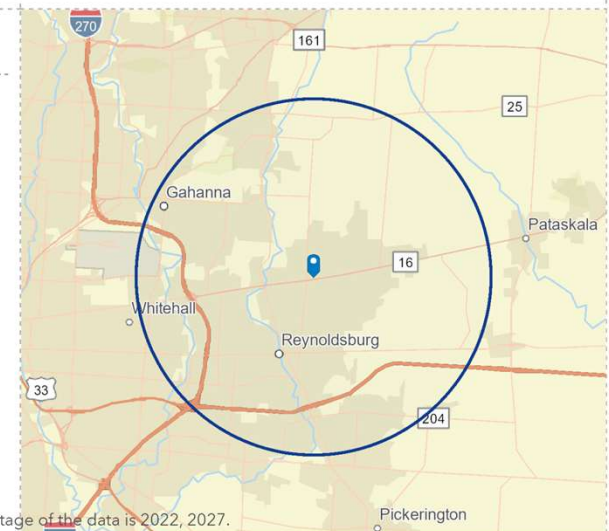
\$229,283

Median Home
Value



\$806

Median
Contract Rent



This infographic contains data provided by Esri, Esri and Infogroup. The vintage of the data is 2022, 2027.