

OFFERING MEMORANDUM

# LAKEWOOD SQUARE

6000-6010 MT TACOMA DR SW & 5921 LAKE GROVE ST SW, LAKEWOOD, WA 98499







# TABLE OF CONTENTS

## 01

### INVESTMENT SUMMARY

---

## 02

### FINANCIALS

---

## 03

### LOCATION OVERVIEW

#### *Exclusively Listed by*

##### DAVID GELLNER

Executive Vice President

206.747.4338

david.gellner@kidder.com

##### PARKER KSIDAKIS

First Vice President

206.708.9420

parker.ksidakis@kidder.com

##### MICHELLE PLAFCAN

Client Service Coordinator

503.221.2264

michelle.plafcan@kidder.com

#### KIDDER.COM

The information contained in the following Marketing Brochure is proprietary and strictly confidential. It is intended to be reviewed only by the party receiving it from Kidder Mathews and should not be made available to any other person or entity without the written consent of Kidder Mathews.

This Marketing Brochure has been prepared to provide summary, unverified information to prospective purchasers, and to establish only a preliminary level of interest in the subject property. The information contained herein is not a substitute for a thorough due diligence investigation. Kidder Mathews has not made any investigation, and makes no warranty or representation, with respect to the income or expenses for the subject property, the future projected financial performance of the property, the size and square footage of the property and improvements, the presence or absence of contaminating substances, PCB's or asbestos, the compliance with State and Federal regulations, the physical condition of the improvements thereon, or the financial condition or business prospects of any tenant, or any tenant's plans or intentions to continue its occupancy of the subject property. The information contained in this Marketing Brochure has been obtained from sources we believe to be reliable; however, Kidder Mathews has not verified, and will not verify, any of the information contained herein, nor has Kidder Mathews conducted any investigation regarding these matters and makes no warranty or representation whatsoever regarding the accuracy or completeness of the information provided. All potential buyers must take appropriate measures to verify all of the information set forth herein.

This information has been secured from sources we believe to be reliable. We make no representations or warranties, expressed or implied, as to the accuracy of the information. References to square footage or age are approximate. Recipient of this report must verify the information and bears all risk for any inaccuracies.



# INVESTMENT SUMMARY



## INVESTMENT SUMMARY

*Kidder Mathews is pleased to present the opportunity to acquire Lakewood Square, a multi-tenant neighborhood shopping center anchored by credit tenant Goodwill.*

Goodwill has operated at the center since 2004 and executed a new 10-year lease extension in July 2024. The property includes five buildings featuring a well-rounded mix of national and local tenants, offering value retail, dining, and service-based uses.

Strategically positioned at a signalized intersection in a high-traffic area, Lakewood Square provides convenient access from both Mt. Tacoma Drive and Lake Grove Street. Located within the Central Business District (CBD), the property benefits from strong connectivity, surrounded by bus stops and just a 15-minute drive to several Link Light Rail stations. Nearby points of interest include St. Joseph's Hospital, South 25th, Hilltop District, Union Station/South 19th, and the Convention Center/South 15th. Lakewood Station and South Tacoma Station are also just five minutes away, offering excellent regional accessibility.

ADDRESS	6000-6010 Mt Tacoma Dr SW & 5921 Lake Grove St SW, Lakewood, WA 98499
CAP RATE	7.24% (Current), 7.87% (Proforma)
NOI	\$699,130
OCCUPANCY	89%
RENTABLE SF	54,066
PRICE PER SF	\$178
YEAR BUILT	1965/1994
LAND SF	177,942 (4.08 Acres)
ZONING	Central Business District (CBD)

**\$9.65M**

PRICE

**7.24%**

CURRENT CAP RATE

**7.87%**

PROFORMA CAP RATE





## INVESTMENT HIGHLIGHTS

*Goodwill recently signed a 10 year lease extension and has 20+ years of occupancy at Lakewood Square*

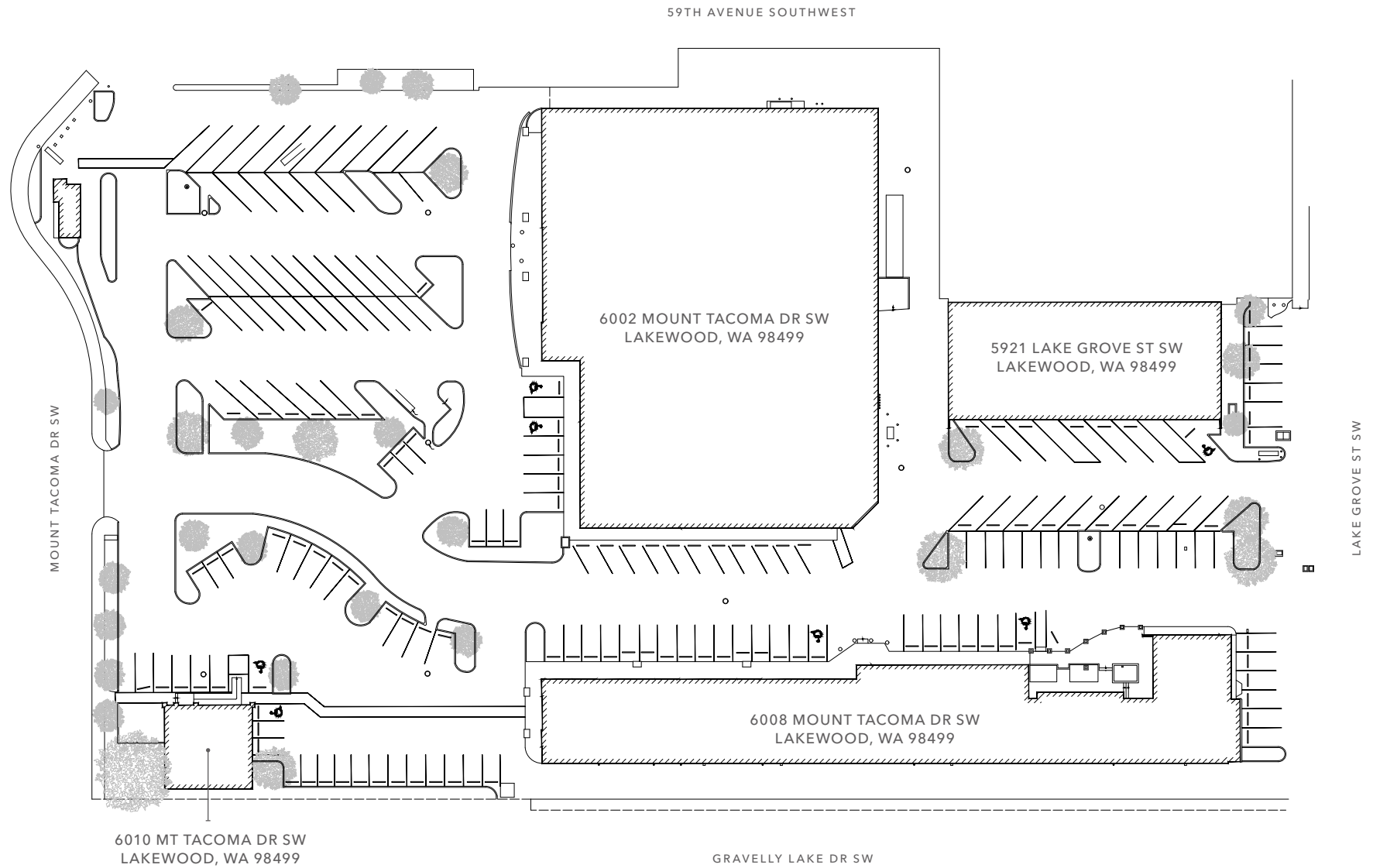
*Majority of leases feature 3%+ annual increases*

*Offered at \$178/SF – Well below construction cost*

*Excellent mix of national and local tenants*

*AI and e-commerce resistant tenants*

## SITE PLAN







# FINANCIALS



## CASH FLOW SUMMARY

## SCHEDULED REVENUE

	Annual	Per SF
Scheduled Base Rent	\$738,168	\$13.65
Rent Increases During Analysis Period	\$7,727	\$0.14
Operating Expense Reimbursement	\$305,581	\$5.65
Scheduled Gross Revenue	\$1,051,476	\$19.45
Current Vacancy (11%)	\$0	\$0.00
<b>Effective Gross Revenue (EGR)</b>	<b>\$1,051,476</b>	<b>\$19.45</b>

## OPERATING EXPENSES

	Annual	Per SF
Property Taxes	\$88,882	\$1.64
Insurance	\$31,781	\$0.59
CAM	\$181,514	\$3.36
Management Fee	\$42,059	\$0.77
Reserves	\$8,110	\$0.15
Total Operating Expenses	\$352,346	\$6.51
<b>Net Operating Income</b>	<b>\$699,130</b>	

\$9.65M

PRICE

7.24%

CAP RATE

7.87%

PROFORMA CAP RATE



## RENT ROLL

							RENT DETAILS				
Tenant Name	Suite	Leased SF	% of NRA	Lease Start	Lease Expiration	Recovery Type	Current Monthly Base Rent	Current Annual PSF Base Rent	Rent Increase Date	Rent Increase Monthly Amount	Renewal Options
Aloha Coffee Grindz	6000	250	0.46%	6/1/2016	3/31/2034	NNN	\$2,963	\$142.22	4/1/2026	\$3,052	NA
							3% annual increases				
PINN Physical Therapy	6002A	9,760	18.05%	1/20/2020	4/30/2028	NNN	\$12,729	\$15.65	2/1/2027	\$13,111	NA
							3% annual increases				
Goodwill Notation 1	6002B	20,817	38.50%	7/1/2004	6/30/2034	NNN	\$28,727	\$16.56	7/1/2026	\$29,733	NA
							3.5% annual increases				
VACANT (End Cap Retail)	6008A/B	2,400	4.44%	--	--	--	--	--	--	--	--
Gretta Thomas Salon	6008C	1,587	2.94%	7/1/2023	6/30/2028	NNN	\$1,984	\$15.00	7/1/2026	\$2,116	NA
							\$1/SF annual rent increase				
GLOW Strand to Scalp Therapy	6008D	776	1.44%	11/22/2021	12/30/2026	NNN	\$1,035	\$16.01	NA	NA	1x3
							3% annual increases				
Lakewood Jiu Jitsu Notation 2	6008E	5,118	9.47%	2/1/2026	12/31/2029	NNN	\$5,616	\$13.17	4/1/2027	\$5,813	NA
The Shujaa Restaurant	6008F	4,375	8.09%	6/1/2025	5/31/2030	NNN	\$3,646	\$10.00	6/1/2026	\$4,375	NA
							Increase to \$12/SF 6/1/26, \$14/SF from 6/1/27 to end of term				
The Archive Event Center Notation 3	6010	1,698	3.14%	11/1/2023	10/31/2026	NNN	\$2,550	\$18.02	NA	NA	NA
Golden West Games	5921A	3,653	6.76%	12/1/2025	11/30/2028	NNN	\$2,264	\$7.44	12/1/2026	\$2,374	NA
VACANT (Industrial)	5921B	3,632	6.72%	--	--	--	--	--	--	--	--
<b>Totals</b>		<b>54,066</b>	<b>100%</b>				<b>\$61,514</b>	<b>\$15.37</b>		<b>\$60,574</b>	

1) Either party shall have One (1) Option to terminate this Lease on the last day of the 60th month of the term by giving the other party 12 months (365-days) prior written notice and paying an amount equal to two (2) month's rent as consideration. Notice of intent to exercise this option should be delivered in writing to the other party between June 26th and 30th of 2028

2) Rent commencing on 4/1/2026, seller to credit the difference at closing

3) Property management cap at 5% of monthly base rent



## OPERATING EXPENSES

OPERATING EXPENSES (FORECASTED)			REIMBURSEMENTS
	Total	PSF	Notations
Property Taxes	\$88,882	\$1.64	1
Insurance	\$31,781	\$0.59	2
CAM	\$181,514	\$3.36	2
Management Fee	\$41,778	\$0.77	3
Reserves	\$8,110	\$0.15	4
<b>Total Expenses</b>	<b>\$352,065</b>	<b>\$6.51</b>	<b>\$305,581</b>

### NOTATIONS

- 1) Based on the 2025 Pierce County Tax Assessor
- 2) Based on the 2024 P&L
- 3) Based on the 2024 P&L
- 4) Calculated at \$0.15/SF

## REIMBURSEMENTS

Tenant Name	Pro-Rata %	Property Taxes	Insurance	CAM	Management Fee	Notations	Tenant Totals
ALOHA COFFEE GRINDZ	0.46%	\$411	\$147	\$839	\$193	1	\$1,590
PINN PHYSICAL THERAPY	18.05%	\$16,045	\$5,737	\$32,767	\$7,542	1	\$62,091
GOODWILL	38.50%	\$34,222	\$12,237	\$69,888	\$16,086	1	\$132,433
VACANT	4.44%	\$0	\$0	\$0	\$0		\$0
GRETТА THOMAS SALON	2.94%	\$2,609	\$933	\$5,328	\$1,226	1	\$10,096
GLOW STRAND TO SCALP THERAPY	1.44%	\$1,276	\$456	\$2,605	\$600	1	\$4,937
LAKEWOOD JIU JITSU	9.47%	\$8,414	\$3,008	\$17,182	\$3,955		\$32,560
THE SHUJAA RESTAURANT	8.09%	\$7,192	\$2,572	\$14,688	\$3,381	1	\$27,833
THE ARCHIVE EVENT CENTER	3.14%	\$2,791	\$998	\$5,701	\$1,312	1	\$10,802
GOLDEN WEST GAMES	6.76%	\$6,005	\$2,147	\$12,264	\$2,823	1	\$23,240
VACANT	6.72%	\$0	\$0	\$0	\$0		\$0
<b>Total</b>	<b>100%</b>	<b>\$78,966</b>	<b>\$28,235</b>	<b>\$161,263</b>	<b>\$37,117</b>		<b>\$305,581</b>

### NOTATIONS

- 1) Tenant operates on a NNN lease structure



# LOCATION OVERVIEW



# LAKEWOOD

*Lakewood is the second largest city in Pierce County based on population.*

The city is bounded by Joint Base Lewis-McChord on the south and east, Steilacoom on the west and Tacoma on the north. Military facilities provide much of the employment in this area.

The subject property is located next to Lakewood Towne Center, the largest community center of its type in Pierce County and the second largest retail center outside the Tacoma Mall.

The center serves as the symbolic and physical heart of the city of Lakewood, as the City relocated its civic center and City Hall onto the Center's site. The open-air center is anchored by many retailers including Target, Ross, Office Depot, Marshalls, a twelve-screen AMC Cineplex, and Safeway. This particular retail superblock includes over 70 acres east of Bridgeport Way SW, west of Gravelly Lake Dr. Northwest of the subject is Lakewood Colonial Center, a multi-block neighborhood retail center formerly anchored by QFC that is slated for redevelopment. The first phase included a new CVS drugstore on the corner.

64,052


EST POPULATION 2023

\$109K

AVG HOUSEHOLD INCOME

# JOINT BASE LEWIS-MCCHORD

Joint Base Lewis-McChord (JBLM) is the home of I-Corps and the 62nd Airlift Wing. Located in the heart of the Pacific Northwest's Puget Sound Region, JBLM is the Department of Defense's premiere military installation on the West Coast, one of the most requested duty stations in the military. The 415,000-acre base includes the Yakima Training Center in Central Washington, making it the largest installation on the West Coast. JBLM supports more than 60,000 military and civilian jobs and contributes nearly \$3 billion to the local economy, supporting over 254,000 local residents. 85% of the JBLM workforce live off-base, interacting with surrounding communities. JBLM began in 1917, when 70,000 acres of Washington land was acquired by Pierce County and was donated to the federal government to create Camp Lewis. Since that time, JBLM has grown into the largest Army-led joint base in the United States and is the only Army Power Projection Platform west of the Rocky Mountains.



415,000 AC

MILITARY BASE

\$3B

ECONOMIC IMPACT

60,000

JOBS



# LOCATION OVERVIEW



Steilacoom Lake



# DEMOGRAPHICS

## POPULATION

	1 Mile	3 Miles	5 Miles
2025 EST. TOTAL	12,745	99,268	233,943
2030 PROJECTION	12,641	98,380	233,765
2020 CENSUS	12,636	100,384	234,052

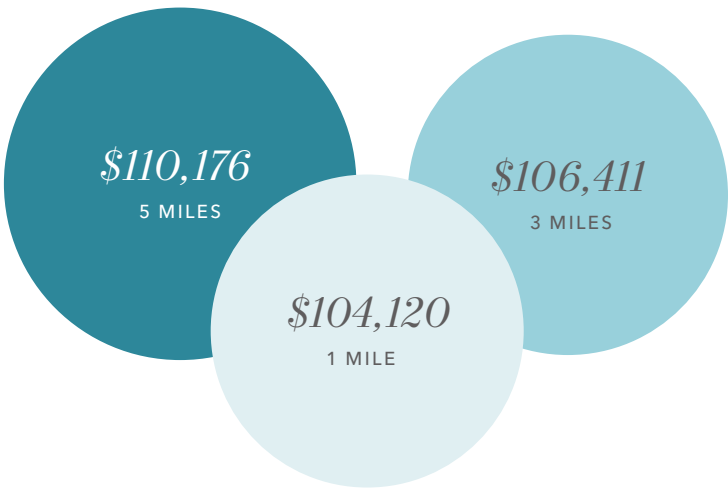
## EMPLOYMENT & INCOME

	1 Mile	3 Miles	5 Miles
2025 EST. MEDIAN HH INCOME	\$73,418	\$80,459	\$83,523
2025 PER CAPITA INCOME	\$43,937	\$42,576	\$43,432
TOTAL BUSINESSES	941	4,045	8,802
TOTAL EMPLOYEES	6,741	32,945	67,629

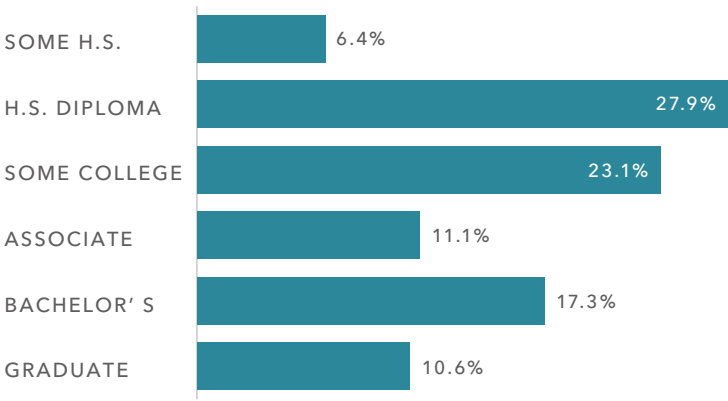
## HOUSEHOLDS

	1 Mile	3 Miles	5 Miles
2025 TOTAL	5,367	39,230	91,191
2030 PROJECTED	5,371	39,250	92,052
2020 CENSUS	5,270	38,802	89,111
GROWTH 2025 - 2030	4	21	861

## AVERAGE HOUSEHOLD INCOME



## EDUCATION (5 MILES)



Data Source: ©2025, Sites USA





*Exclusively listed by*

**DAVID GELLNER**  
Executive Vice President  
206.747.4338  
david.gellner@kidder.com

**PARKER KSIDAKIS**  
First Vice President  
206.708.9420  
parker.ksidakis@kidder.com

**MICHELLE PLAFCAN**  
Client Service Coordinator  
503.221.2264  
michelle.plafcan@kidder.com

[KIDDER.COM](http://KIDDER.COM)

**km Kidder Mathews**