



**3 BUILDING PROJECT FOR LEASE OR SALE
DIVISIBLE TO 14K SF**

±104,656 SF TOTAL

MATLOCK 20 INDUSTRIAL
100, 150, & 200 E. STEPHENS
ARLINGTON, TX

Q4 2025 DELIVERY



**CUSHMAN &
WAKEFIELD**



TRUMONT

MATLOCK 20 INDUSTRIAL

100, 150, & 200 E. STEPHENS, ARLINGTON, TX



PROPERTY HIGHLIGHTS

- 3 Building Project Totaling 104,656 SF
- 6.9 Acre Site
- Can accommodate Tenants between 14K - 40K SF
- Dock High + Oversized Ramped Loading
- Abundant Parking
- 28' Clear Height

LOCATION HIGHLIGHTS

- Fantastic Access to Interstate 20 via Matlock
- Immediate Access to Arlington Highlands Shopping + Restaurants
- 20 Minutes to DFW Airport
- Located in the Heart of Arlington/GSW Submarkets
- Best in Class Labor Base

THE HIGHLIGHTS

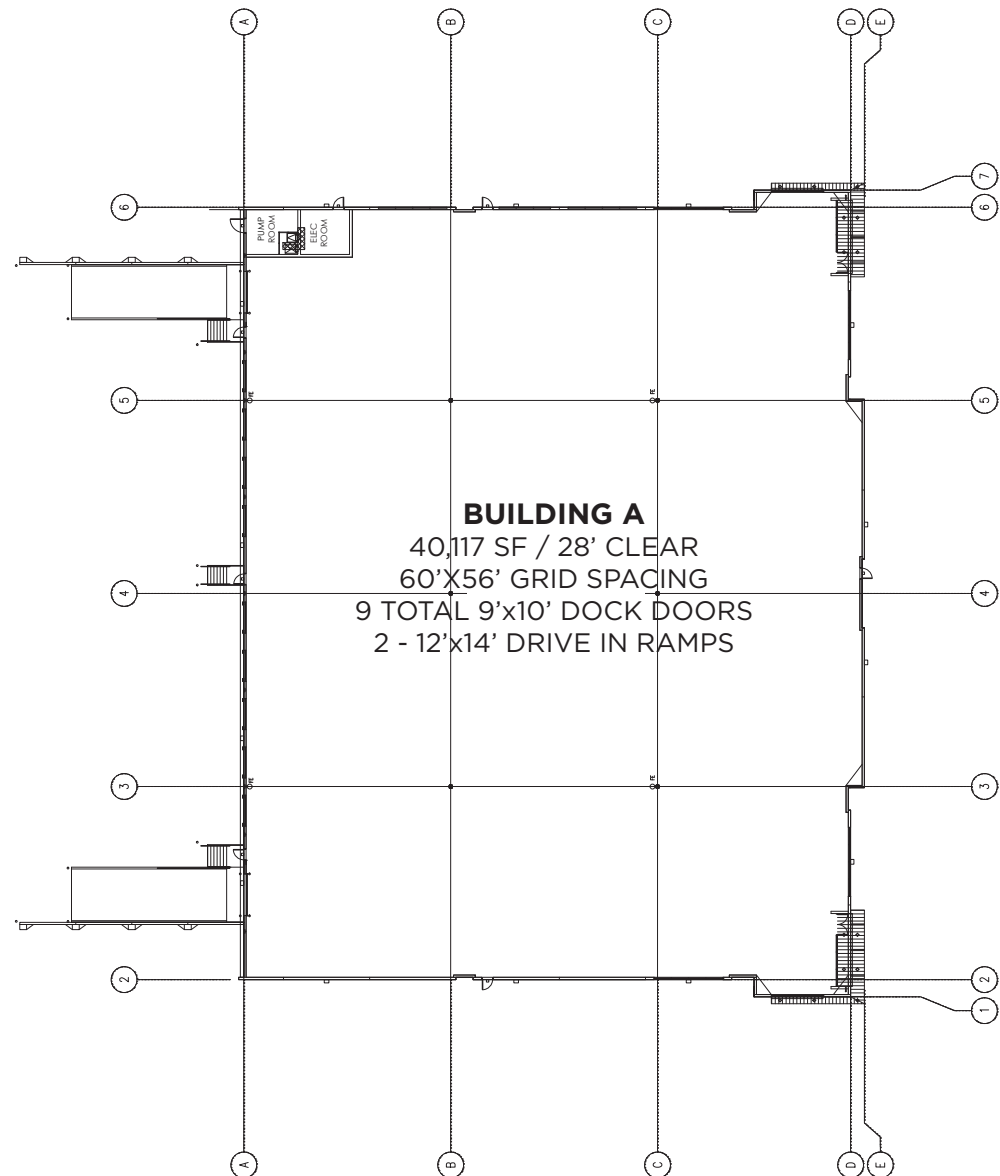
MATLOCK 20 INDUSTRIAL

100 E. STEPHENS, ARLINGTON, TX

BLDG. A | SITE PLAN

PROPERTY HIGHLIGHTS

- Square Feet: 40,117 SF
- Depth: 180'
- Column Spacing: 60' x 56'
- Truck Court: 120'
- Parking: 41 Spaces
- 9 Dock High Doors
- 2 Ramped Doors
- 28' Clear Height
- ESFR Sprinklers
- Divisible to 20,058 SF
- 2.68 Acre Site



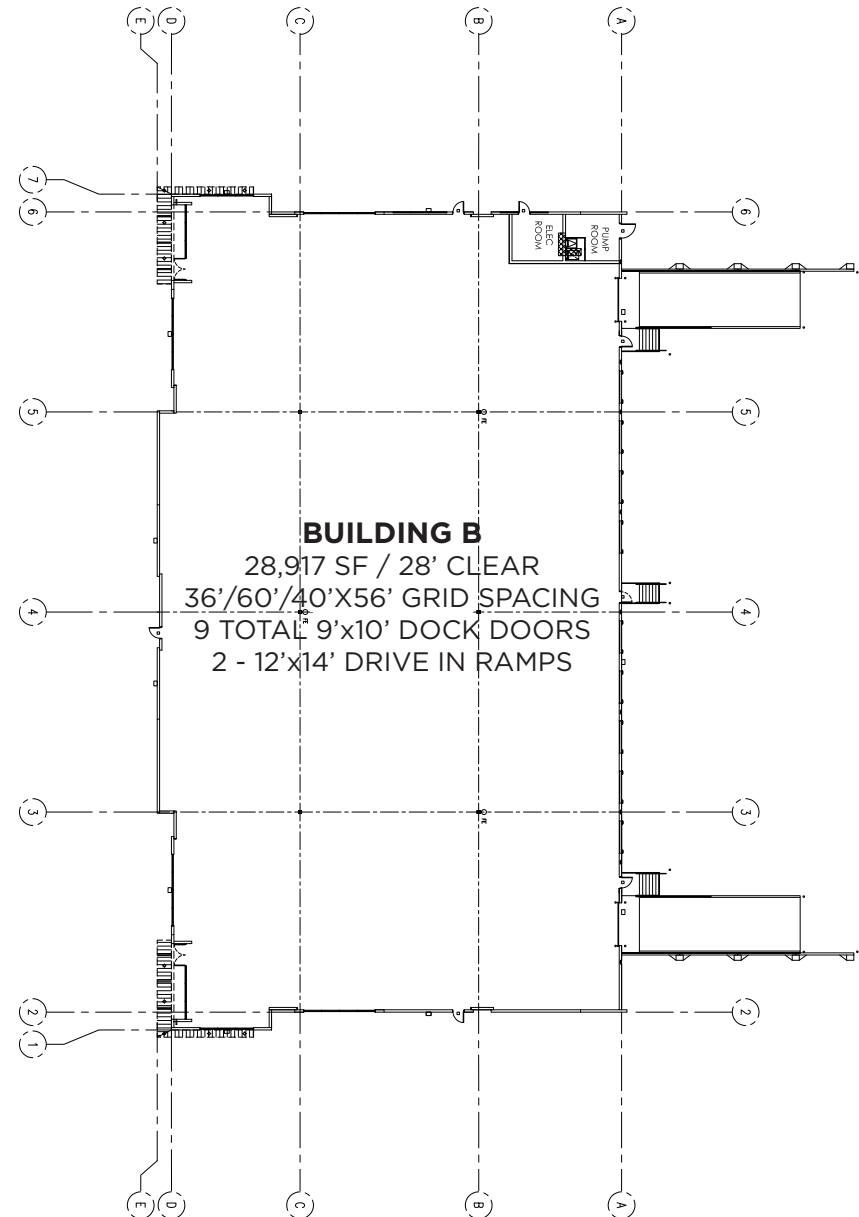
MATLOCK 20 INDUSTRIAL

150 E. STEPHENS, ARLINGTON, TX

BLDG. B | SITE PLAN

PROPERTY HIGHLIGHTS

- Square Feet: 28,917 SF
- Depth: 136'
- Column Spacing: 36'/60'/40' X 56'
- Truck Court: 185' Shared
- Parking: 40 Spaces
- 9 Dock High Doors
- 2 Ramped Doors
- 28' Clear Height
- ESFR Sprinklers
- Divisible to 14,458 SF
- 2 Acre Site



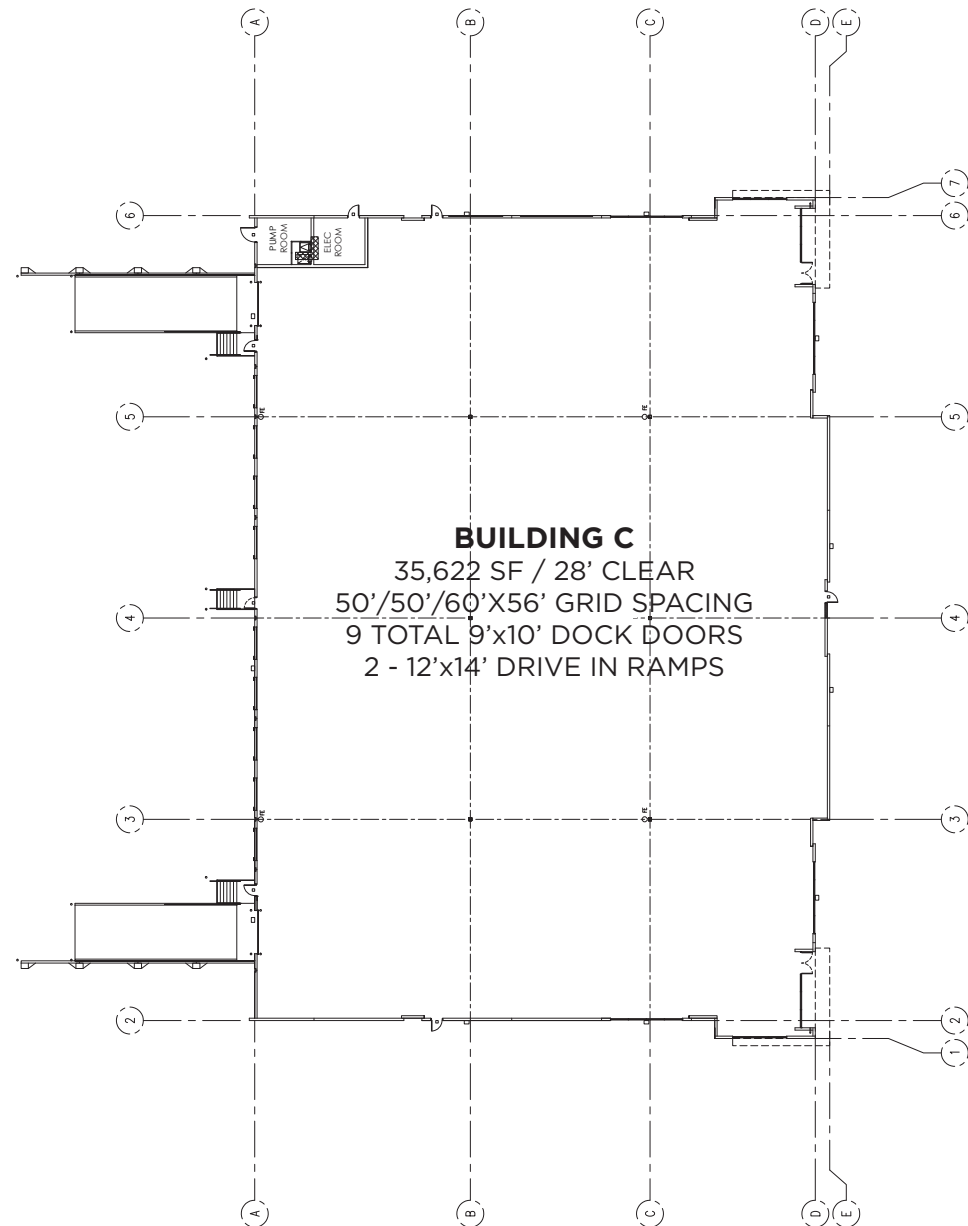
MATLOCK 20 INDUSTRIAL

200 E. STEPHENS, ARLINGTON, TX

BLDG. C | SITE PLAN

PROPERTY HIGHLIGHTS

- Square Feet: 35,622 SF
- Depth: 160'
- Column Spacing: 50'/50'/60' X 56'
- Truck Court: 185' Shared
- Parking: 48 Spaces
- 9 Dock High Doors
- 2 Ramped Doors
- 28' Clear Height
- ESFR Sprinklers
- Divisible to 17,811 SF
- 2.23 Acres Site



THE EASE OF ACCESS

MATLOCK 20 INDUSTRIAL



THE SURROUNDING AREA

MATLOCK 20 INDUSTRIAL



**GREAT INFILL LOCATION IN
ARLINGTON SUBMARKET**

AIRPORT AND DOWNTOWN PROXIMITY

ARLINGTON MUNICIPAL 1 MILE

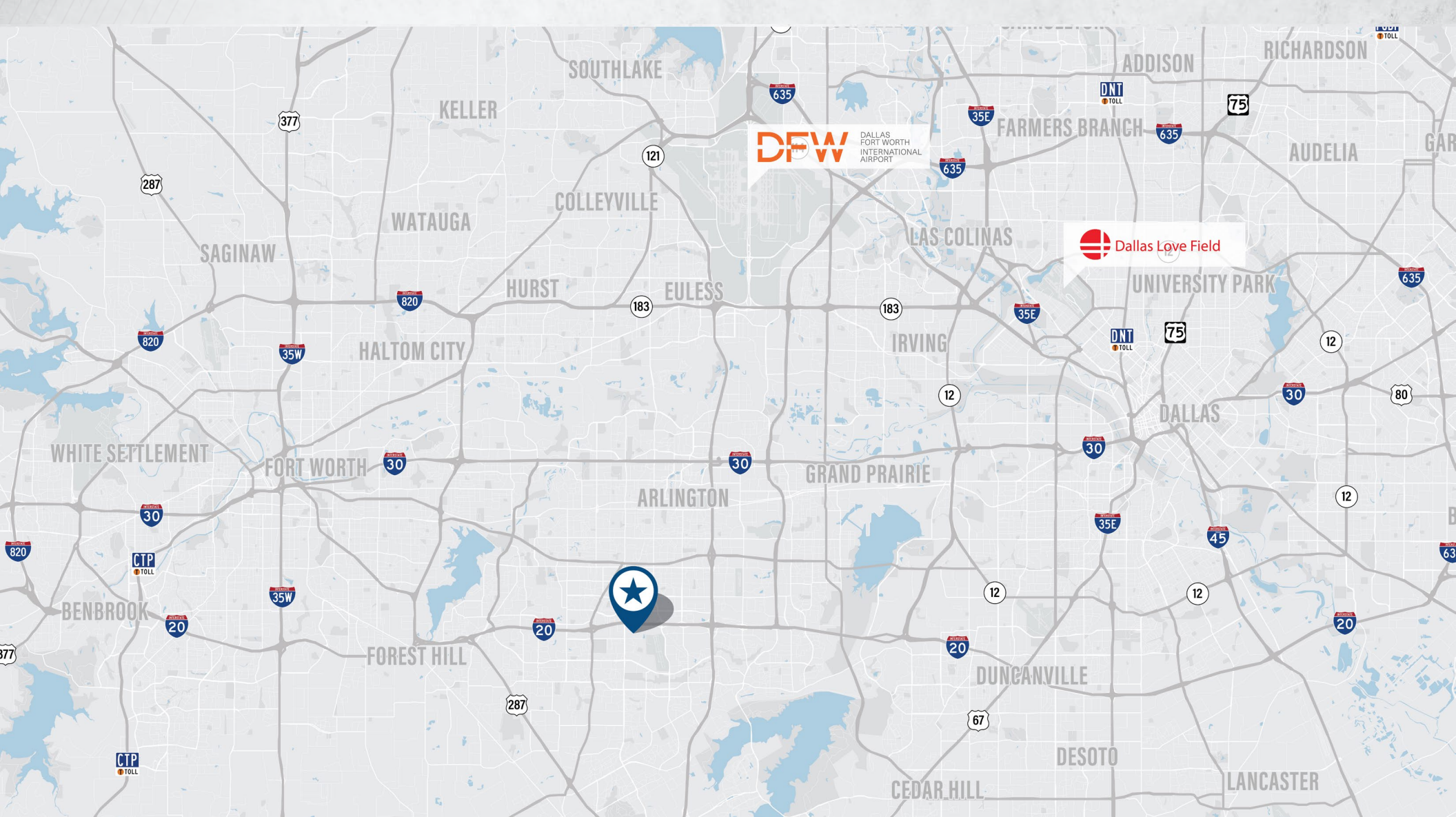
DFW AIRPORT 19.5 MILES

DALLAS 26 MILES

FORT WORTH 17 MILES

THE CENTER OF THE METROPLEX

MATLOCK 20 INDUSTRIAL



MATLOCK 20 INDUSTRIAL

100, 150, & 200 E. STEPHENS
ARLINGTON, TX

Q4 2025 DELIVERY

3 BUILDING PROJECT FOR LEASE OR SALE
LEASE DIVISIBLE TO 14K SF

±104,656 SF TOTAL

CONTACT

RILEY MAXWELL

Senior Director
+1 214 676 3235
riley.maxwell@cushwake.com

JOHN BREWER

Managing Director
+1 214 680 9415
john.brewer@cushwake.com

©2025 Cushman & Wakefield. All rights reserved. The information contained in this communication is strictly confidential. This information has been obtained from sources believed to be reliable but has not been verified. NO WARRANTY OR REPRESENTATION, EXPRESS OR IMPLIED, IS MADE AS TO THE CONDITION OF THE PROPERTY (OR PROPERTIES) REFERENCED HEREIN OR AS TO THE ACCURACY OR COMPLETENESS OF THE INFORMATION CONTAINED HEREIN, AND SAME IS SUBMITTED SUBJECT TO ERRORS, OMISSIONS, CHANGE OF PRICE, RENTAL OR OTHER CONDITIONS, WITHDRAWAL WITHOUT NOTICE, AND TO ANY SPECIAL LISTING CONDITIONS IMPOSED BY THE PROPERTY OWNER(S). ANY PROJECTIONS, OPINIONS OR ESTIMATES ARE SUBJECT TO UNCERTAINTY AND DO NOT SIGNIFY CURRENT OR FUTURE PROPERTY PERFORMANCE.

LEASED BY:



DEVELOPED & OWNED BY:

