

For Lease

# Black Bob Marketplace





15225-15257 W 135<sup>th</sup> St. Olathe, KS



## 15225-15257 W 135<sup>th</sup> St

Olathe, KS

### Demographic

	1 Mile	3 Miles	5 Miles
 Population	10,186	108,805	214,542
 Avg. HH income	\$103,004	\$108,516	\$111,743
 # of Businesses	299	2,853	7,371
 Daytime Population	5,064	44,510	121,542

### Highlights

- 1,417 - 1,435 SF available for lease
- Availability in Hen House grocery-anchored center, adjacent to Lowe's and Walmart
- Combined 51,000+ CPD at the intersection
- Join co-tenants, Starbucks, FedEx, H&R Block, Sports Clips, Eye Associates and more
- Located in a thriving suburb with strong demographics
- Signage visible from 135th Street

**Jon England, CCIM, SEC**

913 890 2002

jon@nai-heartland.com

4400 College Boulevard Suite 170  
Overland Park, Kansas 66211  
913 362 1000

[nai-heartland.com](http://nai-heartland.com)

For Lease

# Black Bob Marketplace

15225-15257 W 135<sup>TH</sup> St  
Olathe, KS



**NAI**Heartland

4400 College Boulevard Suite 170  
Overland Park, Kansas 66211  
913 362 1000  
[nai-heartland.com](http://nai-heartland.com)

**Jon England, CCIM, SEC**

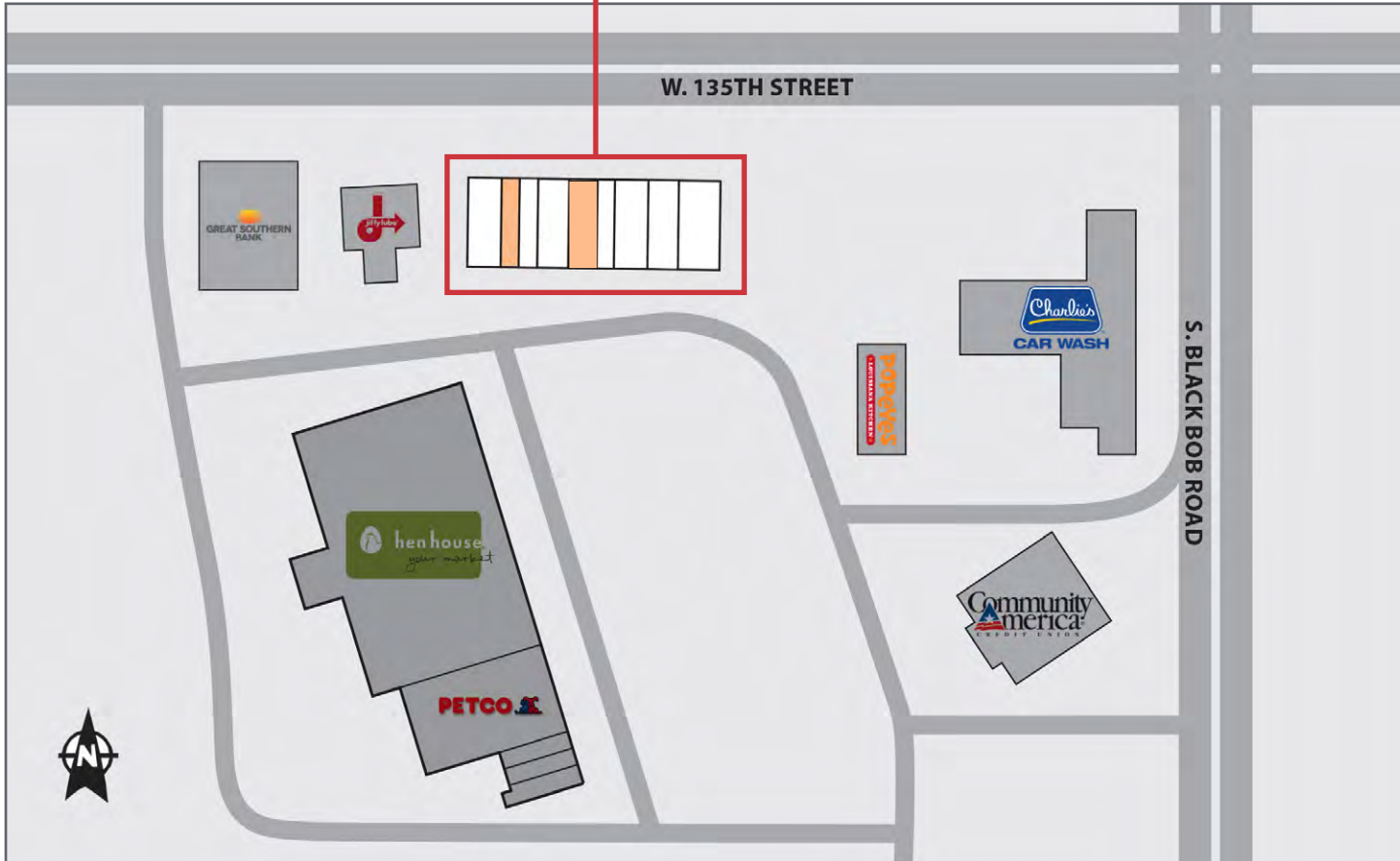
913 890 2002  
[jon@nai-heartland.com](mailto:jon@nai-heartland.com)

For Lease

# Black Bob Marketplace

## 15225-15257 W 135<sup>TH</sup> St

Olathe, KS



1,435 SF Suite 15249



1,417 SF Suite 15241



Lavish Nails



4400 College Boulevard Suite 170  
Overland Park, Kansas 66211  
913 362 1000  
[nai-heartland.com](http://nai-heartland.com)

**Jon England, CCIM, SEC**

913 890 2002  
[jon@nai-heartland.com](mailto:jon@nai-heartland.com)