



AIRPARK

70/75 LOGISTICS CENTER



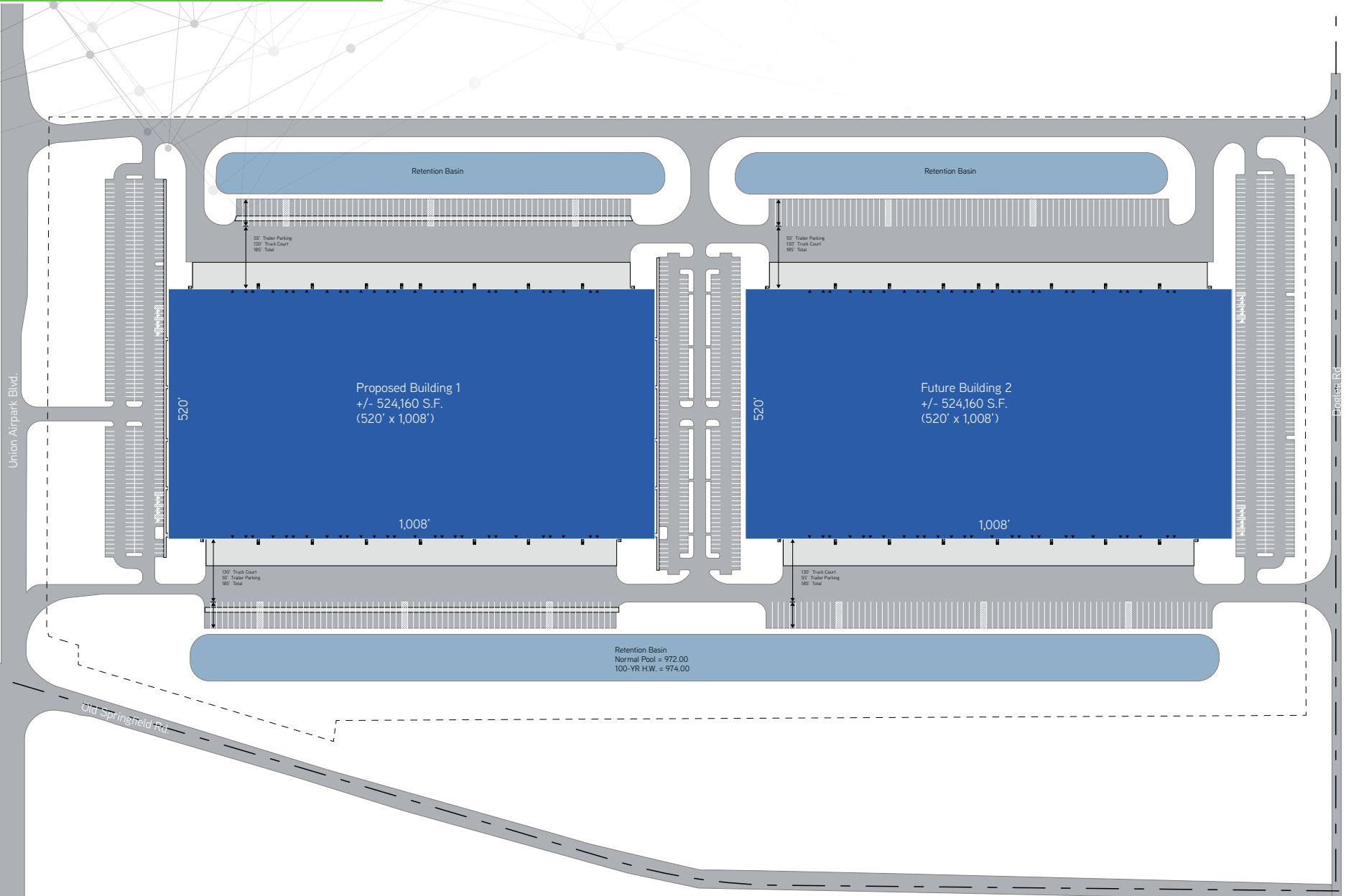
15-year / 100% Real Estate Tax Abatement

+/- 262,080 - 1,048,320 SF Class A Industrial for Lease



PANATTONI[®]
CROW HOLDINGS
CAPITAL

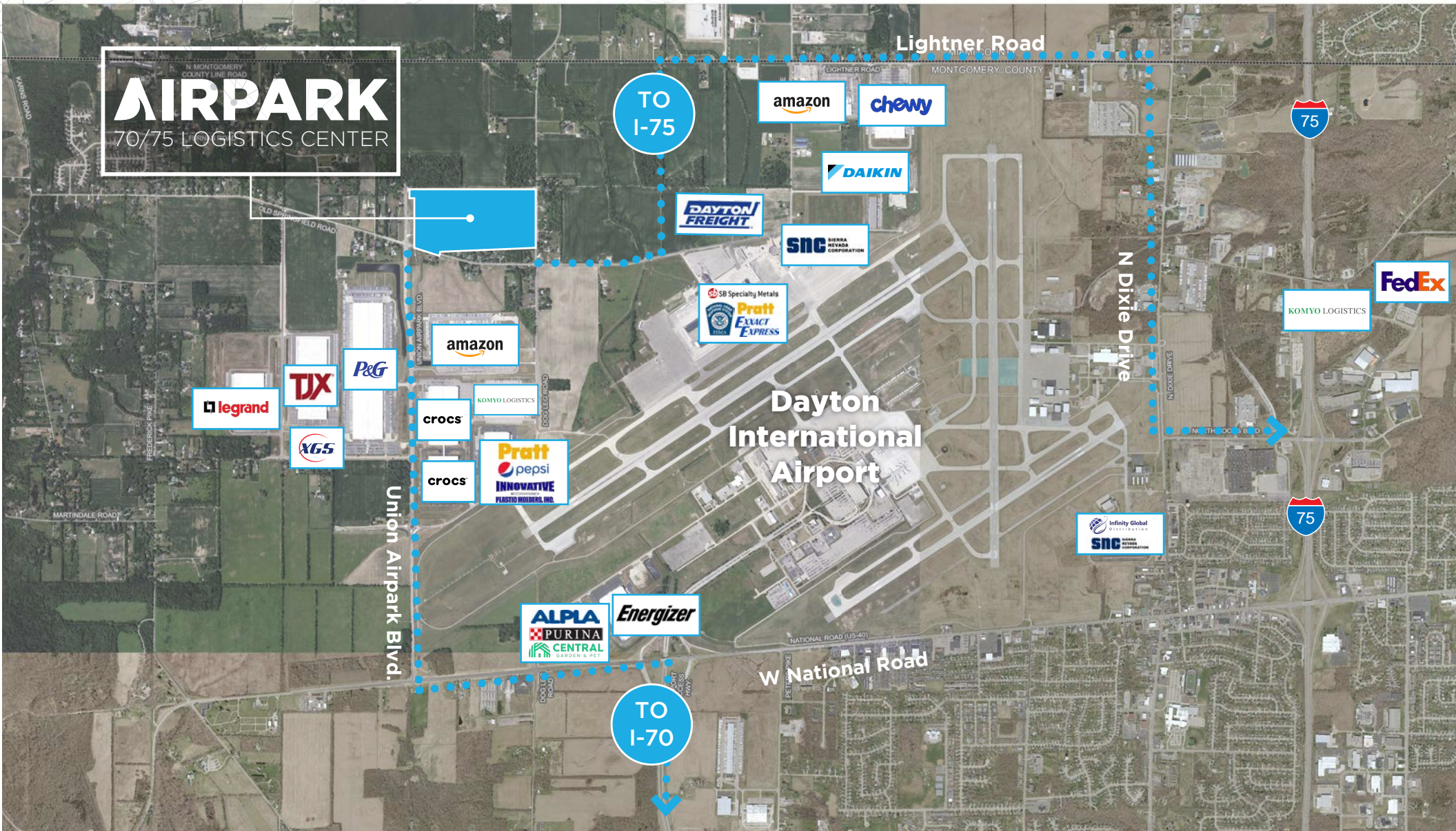
SITE PLAN



SPECIFICATIONS

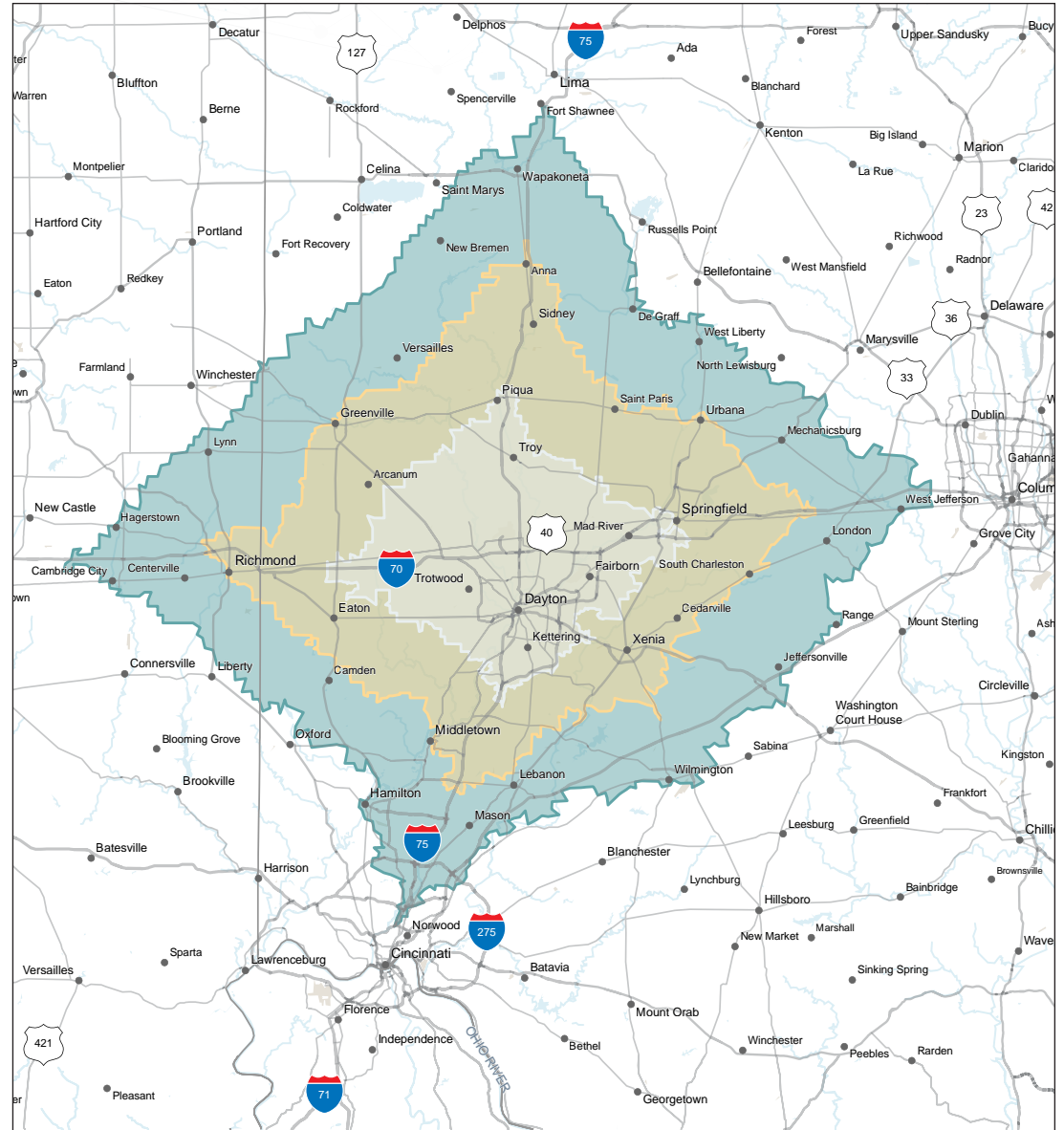
	BUILDING 1	BUILDING 2
Building SF	±524,160 SF	±524,160 SF
Site SF	±40.86-Acres	±40.86-Acres
Coverage	±29.45%	±29.45%
Trailer Park	146 Trailer Stalls	146 Trailer Stalls
Auto Park	489 Vehicle Stalls	489 Vehicle Stalls
Trailer Court Depth	185' overall	185' overall
Dock Doors	54 Dock Doors	54 Dock Doors
Grade Level Doors	4	4
Slab Thickness	7" unreinforced concrete	7" unreinforced concrete
Building Dimensions	520' x 1,008'	520' x 1,008'
Column Spacing	50' x 56'	50' x 56'
Speed Bay Dimensions	60' x 56'	60' x 56'
Clear Height	40'	40'
Single / Multi Tenant	Single or Multi	Single or Multi
Fire Sprinkler	ESFR	ESFR
Electrical Power	3,500 amp service	3,500 amp service
Incentives	15 year/100% real estate tax abatement	15 year/100% real estate tax abatement

LOCATION



DRIVE TIMES

Description	30 Min	45 Min	60 Min	Employment Concentration (60 min)	Median Annual Earnings
Material Moving Workers	14,406	28,798	41,668	1.27	\$36,424.41
Motor Vehicle Operators	8,725	16,536	24,003	1.14	\$46,981.72
Construction Trades Workers	7,039	14,219	20,554	0.80	\$52,612.45
Other Production Occupations	6,296	12,701	18,345	1.62	\$44,182.64
Assemblers and Fabricators	6,085	12,850	18,553	2.19	\$41,438.94
Metal Workers and Plastic Workers	5,939	12,053	17,078	2.41	\$45,259.79
Other Installation, Maintenance, and Repair Occupations	5,317	10,928	15,906	1.06	\$51,736.40
Engineers	5,031	9,753	13,255	1.83	\$105,501.00
Material Recording, Scheduling, Dispatching, and Distributing Workers	4,381	8,460	12,173	1.14	\$44,221.46
Operations Specialties Managers	3,430	6,924	10,229	0.90	\$112,826.39
Drafters, Engineering Technicians, and Mapping Technicians	1,424	2,790	3,872	1.34	\$61,536.57
Supervisors of Production Workers	1,400	2,863	4,165	1.42	\$63,396.98
Art and Design Workers	1,397	2,685	3,922	0.86	\$39,420.30
Food Processing Workers	1,345	2,871	4,269	1.16	\$35,983.32
Textile, Apparel, and Furnishings Workers	1,127	2,060	2,844	1.22	\$30,953.72
Supervisors of Transportation and Material Moving Workers	1,008	1,921	2,738	1.07	\$57,763.94
Supervisors of Installation, Maintenance, and Repair Workers	864	1,742	2,454	0.89	\$73,161.99
Electrical and Electronic Equipment Mechanics, Installers, and Repairers	721	1,488	2,017	0.78	\$56,207.60
Other Transportation Workers	501	924	1,229	0.81	\$34,046.87
Life, Physical, and Social Science Technicians	466	963	1,362	0.71	\$51,768.95
Physical Scientists	464	922	1,214	0.90	\$95,503.17
Printing Workers	449	867	1,254	1.19	\$39,365.03
Plant and System Operators	366	784	1,097	0.79	\$63,649.79
Woodworkers	288	557	777	0.65	\$39,715.12
Occupational Health and Safety Specialists and Technicians	259	549	801	1.24	\$74,013.48
Total Industrial	78,727	157,209	225,778		
Total Labor Force	338,955	606,288	932,526		
Total Population	681,775	1,221,304	1,848,519		



AIRPARK

70/75 LOGISTICS CENTER



For more information, please contact:

MARK G. VOLKMAN
mark.volkman@jll.com
513-252-2123

BRIAN LEONARD
brian.leonard@jll.com
513-252-2131

© 2024 Jones Lang LaSalle Brokerage, Inc., a licensed real estate broker. All rights reserved.



PANATTONI®
CROW HOLDINGS
CAPITAL